

*Felipe Portocarrero S.*

*Arlette Beltrán B.*

*Maria Elena Romero P.*



*sector monetario*

*sector externo*

*sector fiscal*

*demografía*

*producción*

*precios*

**COMPENDIO  
ESTADÍSTICO del PERÚ:  
1900-1990**



UNIVERSIDAD DEL PACIFICO  
CENTRO DE INVESTIGACION (CIUP)



consorcio  
de investigación económica

# **COMPENDIO ESTADÍSTICO del PERÚ: 1900-1990**

***Felipe Portocarrero S.***

***Arlette Beltrán B.***

***María Elena Romero P.***



UNIVERSIDAD DEL PACIFICO  
CENTRO DE INVESTIGACION (CIUP)



consorcio  
de investigación económica

© Universidad del Pacífico  
Centro de Investigación  
Avenida Salaverry 2020  
Lima 11, Perú

Agradecemos al Centro Internacional de Investigaciones para el Desarrollo (CIID) y a la Agencia Canadiense para el Desarrollo Internacional (ACDI) quienes, a través del Consorcio de Investigación económica, han hecho posible la publicación de este libro.



COMPENDIO ESTADISTICO DEL PERU: 1900-1990

Felipe Portocarrero Suárez  
Arlette Beltrán Barco  
María Elena Romero Pinillos  
1992

**BUP-CENDI**

**Portocarrero, Felipe**

Compendio estadístico del Perú: 1900-1990 / Felipe Portocarrero Suárez, Arlette Beltrán Barco y María Elena Romero Pinillos. -- Lima : Centro de Investigación de la Universidad del Pacífico, 1992.

/ESTADISTICAS ECONOMICAS/ESTADISTICAS DEMOGRAFICAS/ESTADISTICAS DE PRODUCCION/PERU/

31:33(85) (CDU)

ISBN 24-89293

Miembro de la Asociación Peruana de Editoriales Universitarias y de Escuelas Superiores (APESU) y miembro de la Asociación de Editoriales Universitarias de América Latina y el Caribe (EULAC).

El Centro de Investigación de la Universidad del Pacífico no se solidariza necesariamente con el contenido de los trabajos que publica.

Derechos reservados conforme a Ley.

## INDICE

|   | PAGINA    |
|---|-----------|
| <b>INDICE</b> .....   | <b>5</b>  |
| <b>INTRODUCCION</b> .....   | <b>9</b>  |
| <b>I. DEMOGRAFIA</b> .....  | <b>13</b> |
| Cuadro I.1 Población Nominalmente Censada por Región y Departamento: 1876-1981. ....  | 15        |
| Cuadro I.2 PEA de 6 a más años de Edad por Región y Departamento: 1961-1981. ....   | 16        |
| Cuadro I.3 Población Económicamente Activa Estimada y Proyectada de 15 años y más<br>al 30 de junio de cada año, por actividad económica: 1970-1990 ..... | 17        |
| Cuadro I.4 Población Estimada y Proyectada al 30 de junio de cada año, por sexo y tasa<br>de crecimiento promedio anual: 1950-2025 .....                  | 18        |
| Cuadro I.5 Población Estimada y Proyectada al 30 de junio de cada año, por área urbana<br>y rural y sexo: 1970-90, 1995 y 2000 .....                      | 19        |
| Cuadro I.6 Población Estimada y Proyectada al 30 de junio de cada año por sexo y grandes<br>grupos de edad: 1970-2000. ....                               | 20        |
| Cuadro I.7 Índice de Dependencia: 1950-2000. ....   | 21        |
| Cuadro I.8 Perú: Indicadores de Fecundidad y Mortalidad: 1980-2025. ....  | 22        |
| Cuadro I.9 Población de las principales ciudades: 1940-1990. ....   | 23        |
| <b>II. PRODUCCION</b> .....   | <b>25</b> |
| Cuadro II.1 PBI Nominal por Clase de Actividad Económica: 1970-1990. ....   | 27 ✓      |
| Cuadro II.2 PBI Real por Clase de Actividad Económica: 1970-1990. ....  | 29 ✓      |
| Gráfico II.1 PBI Sectores de Mayor Crecimiento: 1970-1990. ....   | 31        |
| Gráfico II.2 PBI Sectores de Menor Crecimiento: 1970-1990. ....   | 31        |
| Gráfico II.3 Producción Industrial Sectores de Mayor Crecimiento: 1970-1990. ....   | 32        |
| Gráfico II.4 Producción Industrial Sectores de Menor Crecimiento: 1970-1990. ....   | 32        |
| Cuadro II.3 Oferta y Demanda Global Nominal: 1950-1990. ....  | 33 ✓      |
| Cuadro II.4 Oferta y Demanda Global Real: 1950-1990. ....   | 34 ✓      |
| Cuadro II.5 Índice de Volumen de Producción de los Principales Productos Agrícolas:<br>1916-1990. ....  | 35 ✓      |
| Cuadro II.6 Superficie Sembrada y Producción de Arroz en Cáscara y Arroz Pilado:<br>1915-1990. ....   | 36        |
| Cuadro II.7 Superficie Sembrada y Volumen de Producción de Maíz: 1942-1990. ....  | 37        |
| Cuadro II.8 Superficie Sembrada y Volumen de Producción de Papa: 1942-1990. ....  | 38        |
| Cuadro II.9 Superficie Sembrada y Volumen de Producción de Trigo: 1918-1990. ....   | 39        |
| Cuadro II.10 Area Cultivada y Producción Total de Algodón: 1916-1990. ....  | 40        |
| Cuadro II.11 Superficie Sembrada y Producción de Café: 1942-1990. ....  | 41        |

|                     |  |           |
|---------------------|--|-----------|
| Cuadro II.12        | Area Cultivada, Area Cortada, Volumen de Producción y Rendimientos de la Caña de Azúcar: 1915-1990. . . . .                    | 42        |
| Cuadro II.13        | Indice de Volumen de Producción de Algodón, Café y Caña de Azúcar: 1916-1990 (1979=100). . . . .                               | 43        |
| Cuadro II.14        | Producción de Carne: 1960-1990. . . . .  | 44        |
| Cuadro II.15        | Producción de Leche y Huevos:1942-1990. . . . .  | 45        |
| Cuadro II.16        | Producción Pesquera: 1951-1990. . . . .  | 46        |
| Cuadro II.17        | Perú: Valor del Desembarque de Productos Pesqueros para Consumo Humano Directo e Indirecto por Utilización: 1970-1990. . . . . | 47        |
| Cuadro II.18        | Volumen de la Producción Minera: 1950-1990. . . . .  | 48        |
| Cuadro II.19        | Valor de la Producción Minera: 1950-1987. . . . .  | 49        |
| Cuadro II.20        | Indice de Volumen de la Producción Minera: 1950-1990. (1979=100) . . . . .   | 50        |
| Cuadro II.21        | Volumen de Producción de Petróleo, Carbón y Gas Natural: 1903-1990. . . . .  | 51        |
| Cuadro II.22        | Valor de la Producción de Petróleo, Carbón y Gas Natural: 1903-1986. . . . .   | 53        |
| Cuadro II.23        | Indice del Volumen Físico de la Producción Manufacturera: 1950-1973. . . . .   | 55        |
| Cuadro II.24        | Indice del Volumen Físico de la Producción Manufacturera: 1974. . . . .  | 56        |
| Cuadro II.25        | Indice del Volumen Físico de la Producción Manufacturera: 1975. . . . .  | 57        |
| Cuadro II.26        | Indice del Volumen Físico de la Producción Manufacturera: 1976. . . . .  | 58        |
| Cuadro II.27        | Indice del Volumen Físico de la Producción Manufacturera: 1977. . . . .  | 59        |
| Cuadro II.28        | Indice del Volumen Físico de la Producción Manufacturera: 1978. . . . .  | 60        |
| Cuadro II.29        | Indice del Volumen Físico de la Producción Manufacturera: 1979. . . . .  | 61        |
| Cuadro II.30        | Indice del Volumen Físico de la Producción Manufacturera: 1980. . . . .  | 62        |
| Cuadro II.31        | Indice del Volumen Físico de la Producción Manufacturera: 1981. . . . .  | 63        |
| Cuadro II.32        | Indice del Volumen Físico de la Producción Manufacturera: 1982. . . . .  | 64        |
| Cuadro II.33        | Indice del Volumen Físico de la Producción Manufacturera: 1983. . . . .  | 65        |
| Cuadro II.34        | Indice del Volumen Físico de la Producción Manufacturera: 1984. . . . .  | 66        |
| Cuadro II.35        | Indice del Volumen Físico de la Producción Manufacturera: 1985. . . . .  | 67        |
| Cuadro II.36        | Indice del Volumen Físico de la Producción Manufacturera: 1986. . . . .  | 68        |
| Cuadro II.37        | Indice del Volumen Físico de la Producción Manufacturera: 1987. . . . .  | 69        |
| Cuadro II.38        | Indice del Volumen Físico de la Producción Manufacturera: 1988. . . . .  | 70        |
| Cuadro II.39        | Indice del Volumen Físico de la Producción Manufacturera: 1989. . . . .  | 71        |
| Cuadro II.40        | Indice del Volumen Físico de la Producción Manufacturera: 1990. . . . .  | 72        |
| <b>III. PRECIOS</b> |  | <b>73</b> |
| Cuadro III.1        | Inflación y Devaluación Anuales: 1903-1990. . . . .  | 75 ✓      |
| Gráfico III.1       | Inflación y Devaluación Anual: 1914-1970. . . . .  | 77 ✓      |
| Gráfico III.2       | Inflación y Devaluación Anual: 1970-1987. . . . .  | 77 ✓      |
| Gráfico III.3       | Inflación Anual: 1930-1987. . . . .  | 78 ✓      |
| Cuadro III.2        | Indice de Precios Mensual al Consumidor de Lima Metropolitana: 1960-1990. . . .  | 79        |
| Cuadro III.3        | Indice de Precios Promedio Anual al Consumidor de Lima Metropolitana: 1913-1990.   | 80        |
| Cuadro III.4        | Variación Porcentual del Indice de Precios Mensual al Consumidor de Lima Metropolitana:1937-1990. . . . .                      | 81        |
| Cuadro III.5        | Indice de Precios al Por Mayor: 1913-1990. . . . .   | 82        |
| Cuadro III.6        | Precios Nominales de Principales Productos: 1913-1990. . . . .   | 83        |
| Cuadro III.7        | Precios Reales de Principales Productos: 1913-1990. . . . .  | 84        |
| Cuadro III.8        | Precios Relativos de Principales Productos: 1930-1990. . . . .   | 85        |
| Gráfico III.4       | Precios Relativos Papa/Fideo: 1930-1990. . . . .   | 86        |
| Gráfico III.5       | Precios Relativos Papa/Pan:1930-1990. . . . .  | 86        |
| Gráfico III.6       | Indice de Precios Relativos, IPMAGRO/IPMG: 1930-1990. . . . .  | 87        |
| Cuadro III.9        | Tipo de Cambio: 1902-1990. . . . .   | 88        |
| Gráfico III.7       | Indice del Costo Real del Dólar: 1930-1990. . . . .  | 90        |

|  |            |
|--|------------|
| <b>IV. SECTOR MONETARIO</b> .....  | <b>91</b>  |
| Cuadro IV.1 Depósitos en la Banca Comercial: 1931-1990. ....   | 93         |
| Cuadro IV.2A Principales Cuentas de la Banca Comercial: 1915-1958. ....  | 94         |
| Cuadro IV.2B Principales Cuentas de la Banca Comercial: 1959-1990. ....  | 95         |
| Cuadro IV.3 Principales Cuentas Monetarias de la Banca de Fomento: 1931-1988. ....                               | 96         |
| Cuadro IV.4 Colocaciones del Banco Central de Reserva del Perú: 1933-1990. ....                                  | 98         |
| Cuadro IV.5 Cuentas del Encaje y Otras Disponibilidades del Banco Central de Reserva:<br>1932-1990. ....         | 99         |
| Cuadro IV.6 Cuentas del Activo y Pasivo del Banco Central de Reserva: 1940-1990. ....                            | 100        |
| Cuadro IV.7 Clasificación del Medio Circulante: 1920-1990. ....  | 101        |
| Cuadro IV.8 Principales Cuentas del Sistema Bancario: 1931-1988. ....  | 102        |
| Cuadro IV.9 Principales Cuentas del Sistema No Bancario: 1932-1988. ....   | 103        |
| Cuadro IV.10 Cuentas Monetarias del Sistema Bancario: 1950-1990. ....  | 104        |
| Cuadro IV.11 Liquidez Nominal del Sistema Bancario: 1950-1990. ....  | 106        |
| Cuadro IV.12 Liquidez Real del Sistema Bancario: 1950-1990. ....   | 107        |
| Gráfico IV.1 Liquidez Real del Sistema Bancario: 1950-1990. ....   | 108        |
| <br>   |            |
| <b>V. SECTOR FISCAL</b> .....  | <b>109</b> |
| Cuadro V.1A Egresos Fiscales Efectivos del Presupuesto Ordinario: 1900-1970. ....                                | 111        |
| Cuadro V.1B Egresos Fiscales: 1971-1988. ....  | 112        |
| Cuadro V.2 Nivel y Composición del Gasto Público: 1900-1988. ....  | 114        |
| Cuadro V.3 Relación entre la Evolución Global del Gasto Público y la Inversión Pública,<br>Perú: 1900-1990. .... | 116        |
| Cuadro V.4A Ingresos Tributarios Corrientes: 1900-1990. ....   | 118        |
| Cuadro V.4B Estructura de Ingresos Tributarios: 1900-1990. ....  | 120        |
| Cuadro V.5A Ingresos Fiscales Corrientes por Tipo de Ingreso: 1900-1967. ....                                    | 122        |
| Cuadro V.5B Ingresos Fiscales Corrientes por Tipo de Ingreso: 1968-1990. ....                                    | 123        |
| Cuadro V.6A Estructura de Ingresos Fiscales por Tipo de Ingreso: 1900-1967. ....                                 | 124        |
| Cuadro V.6B Estructura de Ingresos Fiscales por Tipo de Ingreso: 1968-1990. ....                                 | 125        |
| Cuadro V.7 Operaciones del Gobierno Central: 1950-1990. ....   | 126        |
| <br>   |            |
| <b>VI. SECTOR EXTERNO</b> .....  | <b>129</b> |
| Cuadro VI.1 Volumen Exportado de Azúcar, Algodón y Café: 1900-1990. ....   | 131        |
| Cuadro VI.2 Valor Exportado de Azúcar, Algodón y Café: 1900-1990. ....   | 133        |
| Cuadro VI.3 Volumen Exportado de Gomas, Lanas y Cueros: 1900-1983. ....  | 135        |
| Cuadro VI.4 Valor Exportado de Gomas, Lanas y Cueros : 1900-1974. ....   | 137        |
| Cuadro VI.5 Volumen Exportado de Harina de Pescado y Petróleo y Derivados: 1900-1990. ..                         | 138        |
| Cuadro VI.6 Valor Exportado de Harina de Pescado y Petróleo y Derivados: 1900-1990. ....                         | 140        |
| Cuadro VI.7 Volumen Exportado de Cobre, Oro, Plata, Plomo, Zinc y Hierro: 1900-1990. ...                         | 142        |
| Cuadro VI.8 Valor Exportado de Cobre, Oro, Plata, Plomo, Zinc y Hierro: 1900-1990. ....                          | 144        |
| Cuadro VI.9 Índice de Volumen de la Producción de las Exportaciones Mineras: 1900-1990. ..                       | 146        |
| Cuadro VI.10 Índice de Volumen de la Producción de las Principales Exportaciones: 1900-1990. ....                | 148        |
| Cuadro VI.11 Valor Exportado por Países Industrializados: 1900-1990. ....  | 150        |
| Gráfico VI.1 Exportaciones por País de Destino. Perú: 1900-1930, Países Industrializados. ...                    | 152        |
| Gráfico VI.2 Exportaciones por País de Destino. Perú: 1931-1968, Países Industrializados. ...                    | 152        |
| Gráfico VI.3 Exportaciones por País de Destino. Perú: 1969-1987, Países Industrializados. ...                    | 153        |
| Gráfico VI.4 Exportaciones por País de Destino. Perú: 1900-1930. Países Latinoamericanos. ..                     | 153        |
| Gráfico VI.5 Exportaciones por País de Destino. Perú: 1931-1968. Países Latinoamericanos. ..                     | 154        |
| Cuadro VI.12 Valor Exportado por Países Latinoamericanos: 1900-1990. ....  | 155        |
| Gráfico VI.6 Exportaciones por País de Destino. Perú: 1969-1990. Países Latinoamericanos. ..                     | 157        |

|   |         |
|---|---------|
| Cuadro VI.13 Importaciones FOB por Uso o Destino Económico: 1919-1990. . . . .                      | 158     |
| Cuadro VI.14 Valor Importado por Países Industrializados: 1900-1990. . . . .                        | 159     |
| Gráfico VI.7 Importaciones por País de Origen. Perú: 1900-1930. Países Industrializados. . . . .    | 161     |
| ✓ Gráfico VI.8 Importaciones por País de Origen. Perú: 1931-1968. Países Industrializados. . . . .  | 161     |
| ✓ Gráfico VI.9 Importaciones por País de Origen. Perú: 1969-1987. Países Industrializados. . . . .  | 162     |
| Cuadro VI.15 Valor Importado por Países Latinoamericanos: 1900-1990. . . . .                        | 163     |
| Gráfico VI.10 Importaciones por País de Origen. Perú: 1900-1930. Países Latinoamericanos. . . . .   | 165     |
| ✓ Gráfico VI.11 Importaciones por País de Origen. Perú: 1931-1968. Países Latinoamericanos. . . . . | 165     |
| ✓ Gráfico VI.12 Importaciones por País de Origen. Perú: 1969-1990. Países Latinoamericanos. . . . . | 166     |
| ➤ Cuadro VI.16 Términos de Intercambio: 1960-1990. . . . .  | 167     |
| ➤ Cuadro VI.17 Evolución del Comercio Exterior del Perú: 1900-1990. . . . .                         | 168     |
| ➤ Cuadro VI.18 Balanza de Pagos: 1950-1990. . . . .   | 170     |
| Cuadro VI.19 Reservas Internacionales Netas del Sistema Bancario: 1950-1990. . . . .                | 171     |
| Gráfico VI.13 Reservas Internacionales Netas del Sistema Bancario: 1950-1990. . . . .               | 172     |
| Cuadro VI.20 Deuda Pública Externa, Desembolsos Nuevos por Fuentes Financieras: 1970-1990. . . . .  | 173     |
| Cuadro VI.21 Flujos de la Deuda Pública Externa: 1950-1990. . . . .                                 | 174     |
| <br>NOTAS METODOLOGICAS . . . . .   | <br>175 |
| <br>BIBLIOGRAFIA . . . . .  | <br>183 |

## INTRODUCCION

Es conocido que en nuestro medio el acceso a la información estadística se encuentra sumamente restringido. Este problema adquiere mayor gravedad en dos circunstancias: cuando se busca información de la situación presente, y también cuando dicha información está referida a series históricas de largo plazo. En este último caso las limitaciones no sólo se refieren a la posibilidad de acceder a los datos sino también a la consistencia misma de las fuentes. De hecho, la mayor parte de las veces los investigadores se encuentran sólo con series incompletas, construidas con metodologías distintas que obligan a una ardua labor de reconstrucción estadística previa.

Han sido diversos los esfuerzos realizados por diferentes instituciones estatales y privadas para desarrollar bases estadísticas más o menos completas. En 1918, uno de los pioneros de la estadística nacional, Oscar F. Arrús, señalaba que "no habiendo existido servicio estadístico general, los actos pretéritos, especialmente los no registrados, no podían ser reconstruidos". Más aún, agregaba con tono pesimista, que estas dificultades, a veces insuperables, habían obedecido "ora a la deficiencia del servicio público, ora a la inveterada resistencia -por desconfianza o desidia- a proporcionar informaciones y en otras, el esfuerzo fue estéril, no lográndose por inexactitud, heterogeneidad o escasez de los datos adquiridos, resultados de provecho". No obstante la notable mejora de las estadísticas nacionales a partir de los años cincuenta, cuando menos una parte de las afirmaciones de Oscar F. Arrús parecen ser todavía ciertas.

Otros esfuerzos realizados por algunos investigadores extranjeros merecen también mencionarse. Por ejemplo, Shane Hunt en su trabajo **Price and Quantum Estimates of Peruvian Exports: 1830-1962** (Princeton University, 1972), ha intentado calcular las tendencias del crecimiento de las exportaciones a partir de la construcción de un índice de cantidades que pretende solucionar los problemas derivados de cambios en los precios a lo largo de los años. Por su parte G. Bertram y R. Thorp en **The Analysis of Twentieth Century Peruvian Trade Data** (University of Oxford, 1977), han tratado de estimar el volumen y el valor de las importaciones peruanas para el período 1890-1975, basándose en la Estadística del Comercio Especial del Perú y en un trabajo de R. Vandenries, **El Comercio Exterior y el Desarrollo Económico del Perú** (Lima, 1967). Recientemente, Richard Webb y Graciela Fernández Baca han publicado *Perú en Números 1990* (Lima, 1990), notable trabajo de recopilación estadística sobre diversos órdenes de la vida social y económica del país, al cual le ha seguido una nueva edición, *Perú en Números 1991* (Lima, 1991), que incluye nuevos temas tales como cultura, religión, tecnología, organización social, resultados electorales y distribución del ingreso.

En lo que respecta a las principales publicaciones estadísticas de los organismos públicos, una rápida mirada confirma el hecho que la mayor parte de estos esfuerzos adolecen de una serie de limitaciones, entre las cuales la excesiva especialización en una área temática determinada y la concentración en un período de tiempo reducido son las más visibles. No existe, por consiguiente, ninguna institución que haya producido un trabajo de reconstrucción estadística como el que proponemos. Quizás la única excepción a lo señalado hayan sido los Extractos Estadísticos, más tarde llamados Anuarios Estadísticos, publicados entre 1918 y 1971, año este último en el que inexplicablemente fueron descontinuados. En ellos encontramos series sobre los más diversos órdenes de la vida social, económica, demográfica, cultural y educacional del país que las diversas dependencias del Estado enviaban a la Dirección General de Estadística de aquel entonces. Pese a ser la fuente más completa que



hemos encontrado la información que proporciona se remonta, en la mayoría de los casos, hasta 1913, así como también presenta algunas considerables incompatibilidades en la evidencia empírica de diversos años. La precisión de sus cifras, por lo tanto, debe ser tomada con cautela, es decir, como órdenes de magnitud en los que más que su escrupulosa exactitud interesa la luz que arrojan sobre las tendencias de largo plazo.

Por todo ello es que en el presente trabajo nos proponemos ofrecer información detallada y de largo plazo sobre diversos sectores socio-económicos de nuestro país, que pueda ayudar tanto a investigadores como a estudiantes a tener un mejor conocimiento de nuestro desenvolvimiento económico en el siglo XX.

Para los primeros, las series estadísticas que presentamos pueden servir como un punto de partida que sus propios trabajos se encargarán, probablemente, de depurar. Para los segundos, y en particular para aquellos en el área de las ciencias sociales, lo que buscamos es que en su aprendizaje de las técnicas y métodos cuantitativos, usualmente enseñados sin ningún tipo de referencias estadísticas concretas, vayan conociendo mejor la historia del Perú en términos de su dinámica interna y de sus relaciones con el resto del mundo.

De acuerdo con el propósito arriba indicado, hemos identificado, recopilado y reconstruido distintas series estadísticas referidas a demografía, producción, precios, finanzas públicas, cuentas financieras y sector externo para el período 1900-1990. De igual manera, hemos preparado una serie de cuadros y gráficos sobre la base de la información recogida a los que se les ha incorporado un mayor grado de elaboración, de manera que no sólo refuercen y faciliten la observación de las grandes tendencias históricas del Perú, sino que permitan también llamar la atención respecto del comportamiento de aquellas actividades productivas que han sido la base de nuestra economía.

La metodología empleada consistió en la búsqueda pormenorizada de información en diferentes instituciones públicas y privadas que tradicionalmente publican, compilan o almacenan series estadísticas en nuestro país. Entre las más importantes podemos citar:

1. Asociación Multidisciplinaria de Investigación y Docencia en Población (AMIDEP).
2. Banco Central de Reserva del Perú (BCR).
3. Biblioteca Nacional.
4. Centro Internacional de la Papa (CIP).
5. Grupo de Análisis para el Desarrollo (GRADE).
6. Instituto de Comercio Exterior (ICE).
7. Instituto Nacional de Desarrollo Agroindustrial.
8. Instituto Nacional de Estadística e Informática (INEI).
9. Instituto Nacional de Investigación de Productos Agropecuarios.
10. Instituto Nacional de Planificación (INP).
11. Ministerio de Agricultura.
12. Ministerio de Economía y Finanzas.
13. Ministerio de Energía y Minas.
14. Ministerio de Industria, Turismo e Integración.
15. Ministerio de Pesquería.
16. Organización Medio de Cambio.
17. Organización Nacional Agraria (ONA).
18. Pontificia Universidad Católica del Perú (PUCP).
19. Universidad del Pacífico.
20. Universidad Nacional Agraria de la Molina.

En relación a la consistencia de las cifras provenientes de diferentes fuentes, hemos revisado la metodología empleada por las mismas con el fin de ofrecer criterios de estandarización para nuestras series. De igual modo, al trabajar con los índices de precios y cantidades se tomó como base el año 1979 -parámetro empleado en la elaboración de las cifras reales en las Cuentas Nacionales- con el fin de evitar distorsiones en el análisis de los valores relativos de las diversas variables bajo estudio.

El trabajo está dividido en seis secciones: Demografía; Producción, en la que se distingue entre la información agregada y la información sectorial; Precios; Cuentas Financieras; Finanzas Públicas; y Sector Externo, el que ha sido subdividido en los acápite de Comercio Exterior, Balanza de Pagos y Deuda Externa.

Por último, luego de esta introducción, se ha incluido una sección, Notas Metodológicas, con el propósito de presentar en forma sintética una revisión de la metodología empleada en nuestras principales fuentes.

Finalmente, queremos agradecer a los diversos alumnos de la Universidad del Pacífico que ayudaron en la recolección y digitación de la información estadística. José García, Alfredo Olivos, Patricia Casas y José Gómez participaron en diversas etapas de la elaboración de este trabajo. Una especial mención merece Juan Mendoza cuya dedicación y escurpulosidad, en más de una oportunidad, excedieron los límites de lo que constituía su exclusiva responsabilidad. Los errores que aún subsistan, no obstante, deben ser atribuidos a los autores.

# **I. DEMOGRAFIA**

Cuadro I.1

**POBLACION NOMINALMENTE CENSADA POR REGION Y DEPARTAMENTO:  
1876-1981**

| REGION Y DEPARTAMENTO           | 1876             | 1940             | 1961             | 1972              | 1981              |
|---------------------------------|------------------|------------------|------------------|-------------------|-------------------|
| <b>AMAZONAS</b>                 | <b>17,388</b>    | <b>129,369</b>   | <b>240,273</b>   | <b>339,051</b>    | <b>446,316</b>    |
| Loreto                          | 17,388           | 129,369          | 240,273          | 339,051           | 446,316           |
| <b>ANDRES A. CACERES</b>        | <b>289,711</b>   | <b>662,879</b>   | <b>988,498</b>   | <b>1,287,689</b>  | <b>1,552,136</b>  |
| Huánuco                         | 88,303           | 232,684          | 326,684          | 414,468           | 481,924           |
| Junín                           | 164,963          | 338,502          | 521,210          | 696,641           | 848,993           |
| Pasco                           | 36,445           | 91,693           | 140,604          | 176,580           | 221,219           |
| <b>AREQUIPA</b>                 | <b>157,055</b>   | <b>263,077</b>   | <b>388,881</b>   | <b>529,566</b>    | <b>702,308</b>    |
| Arequipa                        | 157,055          | 263,077          | 388,881          | 529,566           | 702,308           |
| <b>CALLAO</b>                   | <b>34,492</b>    | <b>82,287</b>    | <b>213,540</b>   | <b>321,231</b>    | <b>446,730</b>    |
| <b>CHAVIN</b>                   | <b>271,046</b>   | <b>424,975</b>   | <b>582,598</b>   | <b>726,215</b>    | <b>815,646</b>    |
| Ancash                          | 271,046          | 424,975          | 582,598          | 726,215           | 815,646           |
| <b>GRAU</b>                     | <b>136,137</b>   | <b>434,314</b>   | <b>724,753</b>   | <b>931,487</b>    | <b>1,272,421</b>  |
| Piura                           | 129,738          | 408,605          | 668,941          | 854,972           | 1,168,442         |
| Tumbes                          | 6,399            | 25,709           | 55,812           | 76,515            | 103,979           |
| <b>INCA</b>                     | <b>361,531</b>   | <b>749,636</b>   | <b>915,085</b>   | <b>1,045,154</b>  | <b>1,187,785</b>  |
| Apurímac                        | 118,499          | 258,094          | 288,223          | 308,613           | 321,936           |
| Cusco                           | 243,032          | 486,592          | 611,972          | 715,237           | 829,294           |
| Madre de Dios                   | ---              | 4,950            | 14,890           | 21,304            | 36,555            |
| <b>LIMA</b>                     | <b>239,555</b>   | <b>828,298</b>   | <b>2,031,051</b> | <b>3,472,564</b>  | <b>4,738,266</b>  |
| <b>LOS LIBERTADORES-WARI</b>    | <b>305,240</b>   | <b>744,484</b>   | <b>969,519</b>   | <b>1,146,317</b>  | <b>1,278,634</b>  |
| Ayacucho                        | 142,215          | 358,991          | 410,772          | 457,441           | 500,732           |
| Huancavelica                    | 101,277          | 244,595          | 302,817          | 331,629           | 346,460           |
| Ica                             | 61,748           | 140,898          | 255,930          | 357,247           | 431,442           |
| <b>JOSE CARLOS MARIATEGUI</b>   | <b>315,202</b>   | <b>618,872</b>   | <b>803,448</b>   | <b>946,087</b>    | <b>1,126,113</b>  |
| Moquegua                        | 28,785           | 34,152           | 51,164           | 74,470            | 99,287            |
| Puno                            | 259,449          | 548,371          | 686,260          | 776,173           | 893,586           |
| Tacna                           | 26,968           | 36,349           | 66,024           | 95,444            | 133,240           |
| <b>NOR-ORIENTAL DEL MARAÑON</b> | <b>333,768</b>   | <b>752,439</b>   | <b>1,207,823</b> | <b>1,628,235</b>  | <b>1,984,574</b>  |
| Amazonas                        | 34,284           | 65,137           | 118,439          | 194,472           | 256,460           |
| Cajamarca                       | 212,746          | 494,412          | 746,938          | 919,161           | 1,044,689         |
| Lambayeque                      | 86,738           | 192,890          | 342,446          | 514,602           | 683,425           |
| <b>SAN MARTIN-LA LIBERTAD</b>   | <b>190,494</b>   | <b>478,095</b>   | <b>744,006</b>   | <b>1,008,155</b>  | <b>1,280,207</b>  |
| San Martín                      | 43,158           | 94,843           | 161,763          | 224,427           | 319,670           |
| La Libertad                     | 147,336          | 383,252          | 582,243          | 783,728           | 960,537           |
| <b>UCAYALI</b>                  | <b>---</b>       | <b>39,242</b>    | <b>96,821</b>    | <b>156,457</b>    | <b>200,085</b>    |
| Ucayali                         | ---              | 39,242           | 96,821           | 156,457           | 200,085           |
| <b>TOTAL</b>                    | <b>2,651,619</b> | <b>6,207,967</b> | <b>9,906,296</b> | <b>13,538,208</b> | <b>17,031,221</b> |

FUENTE: Instituto Nacional de Estadística e Informática, CENSOS NACIONALES y BOLETINES DE ANALISIS DEMOGRAFICO Nos. 25 y 26.

Cuadro I.2

**PEA DE 6 A MAS AÑOS DE EDAD POR REGION Y DEPARTAMENTO  
1961-1981 (1)**

| REGION Y DEPARTAMENTO           | 1961             | 1972             | 1981             |
|---------------------------------|------------------|------------------|------------------|
| <b>AMAZONAS</b>                 | <b>65,733</b>    | <b>89,969</b>    | <b>135,919</b>   |
| Loreto                          | 65,733           | 89,969           | 135,919          |
| <b>ANDRES A. CACERES</b>        | <b>294,853</b>   | <b>341,391</b>   | <b>457,943</b>   |
| Huánuco                         | 93,745           | 105,817          | 143,129          |
| Junín                           | 159,245          | 189,587          | 256,185          |
| Pasco                           | 41,863           | 45,987           | 58,629           |
| <b>AREQUIPA</b>                 | <b>140,802</b>   | <b>165,844</b>   | <b>228,936</b>   |
| Arequipa                        | 140,802          | 165,844          | 228,936          |
| <b>CALLAO</b>                   | <b>74,992</b>    | <b>98,760</b>    | <b>137,098</b>   |
| <b>CHAVIN</b>                   | <b>167,788</b>   | <b>189,283</b>   | <b>232,503</b>   |
| Ancash                          | 167,788          | 189,283          | 232,503          |
| <b>GRAU</b>                     | <b>212,157</b>   | <b>248,495</b>   | <b>361,679</b>   |
| Piura                           | 194,757          | 227,384          | 329,232          |
| Tumbes                          | 17,400           | 21,111           | 32,447           |
| <b>INCA</b>                     | <b>291,494</b>   | <b>297,315</b>   | <b>379,982</b>   |
| Apurímac                        | 79,813           | 73,884           | 89,991           |
| Cusco                           | 205,549          | 216,576          | 275,740          |
| Madre de Dios                   | 6,132            | 6,855            | 14,251           |
| <b>LIMA</b>                     | <b>742,489</b>   | <b>1,126,611</b> | <b>1,587,837</b> |
| <b>LOS LIBERTADORES-WARI</b>    | <b>284,739</b>   | <b>294,931</b>   | <b>371,948</b>   |
| Ayacucho                        | 113,572          | 109,068          | 149,456          |
| Huancavelica                    | 85,652           | 82,242           | 99,979           |
| Ica                             | 85,515           | 103,621          | 122,513          |
| <b>JOSE CARLOS MARIATEGUI</b>   | <b>272,552</b>   | <b>284,777</b>   | <b>400,067</b>   |
| Moquegua                        | 18,427           | 24,809           | 35,185           |
| Puno                            | 227,116          | 226,938          | 312,037          |
| Tacna                           | 27,009           | 33,030           | 52,845           |
| <b>NOR-ORIENTAL DEL MARAÑON</b> | <b>341,313</b>   | <b>427,476</b>   | <b>581,750</b>   |
| Amazonas                        | 36,873           | 55,409           | 85,792           |
| Cajamarca                       | 206,696          | 238,070          | 308,571          |
| Lambayeque                      | 97,744           | 133,997          | 187,387          |
| <b>SAN MARTIN-LA LIBERTAD</b>   | <b>199,005</b>   | <b>266,477</b>   | <b>378,585</b>   |
| San Martín                      | 42,575           | 56,289           | 101,912          |
| La Libertad                     | 156,430          | 210,188          | 276,673          |
| <b>UCAYALI</b>                  | <b>26,662</b>    | <b>40,274</b>    | <b>59,649</b>    |
| Ucayali                         | 26,662           | 40,274           | 59,649           |
| <b>TOTAL</b>                    | <b>3,114,579</b> | <b>3,871,603</b> | <b>5,313,896</b> |

NOTA:

(1) Las cifras censales suelen subestimar la PEA femenina, especialmente en área rural.

FUENTE: Maletta, H. y Bardales, A., PERU: LAS PROVINCIAS EN CIFRAS, 1876-1981, Vo I.

Cuadro I.3

POBLACION ECONOMICAMENTE ACTIVA ESTIMADA Y PROYECTADA DE 15 AÑOS Y MAS  
AL 30 DE JUNIO DE CADA AÑO, POR ACTIVIDAD ECONOMICA: 1970-1990  
(EN MILES)

| AÑOS   | PEA DE 15<br>*AÑOS Y MAS | ACTIVIDAD ECONOMICA |         |             |              |              |          |            |                          |           |  |
|--------|--------------------------|---------------------|---------|-------------|--------------|--------------|----------|------------|--------------------------|-----------|--|
|        |                          | AGRICULTURA         | MINERIA | MANUFACTURA | ELECTRICIDAD | CONSTRUCCION | COMERCIO | TRANSPORTE | ESTABLEC.<br>FINANCIEROS | SERVICIOS |  |
| 1970   | 4,188.6                  | 2,015.7             | 58.6    | 527.8       | 7.5          | 175.9        | 477.5    | 171.7      | 58.6                     | 695.3     |  |
| 1971   | 4,287.4                  | 2,028.7             | 60.0    | 540.2       | 7.7          | 184.4        | 493.1    | 175.8      | 60.0                     | 737.5     |  |
| 1972   | 4,398.1                  | 2,043.0             | 64.1    | 554.2       | 8.1          | 189.9        | 512.9    | 184.8      | 61.4                     | 779.7     |  |
| 1973   | 4,528.9                  | 2,060.7             | 72.5    | 570.6       | 9.1          | 194.7        | 534.4    | 190.2      | 63.4                     | 833.3     |  |
| 1974   | 4,664.9                  | 2,071.4             | 74.6    | 592.4       | 9.3          | 200.6        | 559.8    | 195.9      | 74.6                     | 886.3     |  |
| 1975   | 4,800.0                  | 2,078.4             | 81.6    | 609.6       | 9.6          | 201.6        | 585.6    | 206.4      | 86.4                     | 940.8     |  |
| 1976   | 4,941.6                  | 2,095.3             | 88.9    | 627.6       | 9.8          | 202.6        | 612.8    | 212.5      | 98.8                     | 993.3     |  |
| 1977   | 5,095.8                  | 2,119.9             | 91.7    | 642.1       | 10.2         | 208.9        | 637.0    | 219.1      | 117.2                    | 1,049.7   |  |
| 1978   | 5,250.0                  | 2,141.0             | 94.5    | 656.2       | 12.6         | 210.0        | 666.8    | 231.0      | 126.0                    | 1,111.9   |  |
| 1979   | 5,407.5                  | 2,173.8             | 102.8   | 659.7       | 16.2         | 210.9        | 697.6    | 237.9      | 135.2                    | 1,173.4   |  |
| 1980   | 5,586.5                  | 2,223.4             | 111.7   | 648.0       | 16.8         | 217.9        | 731.8    | 245.8      | 139.7                    | 1,251.4   |  |
| 1981   | 5,769.8                  | 2,279.1             | 115.4   | 646.2       | 17.3         | 225.0        | 767.4    | 248.1      | 138.5                    | 1,332.8   |  |
| 1982   | 5,957.0                  | 2,335.1             | 119.1   | 643.4       | 17.9         | 232.3        | 810.1    | 250.2      | 143.0                    | 1,405.9   |  |
| 1983   | 6,151.6                  | 2,362.2             | 123.0   | 652.1       | 18.5         | 239.9        | 848.9    | 264.5      | 147.6                    | 1,494.9   |  |
| 1984   | 6,351.3                  | 2,381.7             | 133.4   | 666.9       | 19.1         | 241.3        | 889.2    | 273.1      | 152.4                    | 1,594.2   |  |
| 1985   | 6,555.5                  | 2,399.3             | 144.2   | 681.8       | 19.7         | 242.5        | 937.4    | 281.9      | 163.9                    | 1,684.8   |  |
| 1986   | 6,767.9                  | 2,422.9             | 162.4   | 690.3       | 20.3         | 243.7        | 981.3    | 297.8      | 169.2                    | 1,780.0   |  |
| 1987   | 6,989.5                  | 2,460.3             | 167.7   | 719.9       | 21.0         | 251.6        | 1,034.4  | 307.5      | 174.7                    | 1,852.4   |  |
| 1988   | 7,205.5                  | 2,507.5             | 172.9   | 742.2       | 21.6         | 259.4        | 1,080.8  | 317.1      | 180.1                    | 1,923.9   |  |
| 1989   | 7,429.9                  | 2,555.9             | 178.3   | 772.7       | 22.3         | 267.5        | 1,136.8  | 326.9      | 182.0                    | 1,987.5   |  |
| 1990 * | 7,344.0                  | 2,605.0             | 176.3   | 771.1       | 22.0         | 271.7        | 1,145.7  | 323.1      | 176.3                    | 1,960.8   |  |

NOTAS:

\* Preliminar.

(1) El período 1970-89 se encuentra en proceso de revisión.

FUENTE: Instituto Nacional de Estadística e Informática, PERU: COMPENDIO ESTADISTICO 1990-91.

Cuadro I.4

**POBLACION ESTIMADA Y PROYECTADA AL 30 DE JUNIO DE CADA AÑO,  
POR SEXO Y TASA DE CRECIMIENTO PROMEDIO ANUAL: 1950-2025  
(EN MILES)**

| AÑOS | TOTAL    | MASCULINA | FEMENINA | CRECIMIENTO ANUAL (EN %) |
|------|----------|-----------|----------|--------------------------|
| 1950 | 7,632.5  | 3,842.2   | 3,790.3  | ---                      |
| 1951 | 7,826.2  | 3,940.3   | 3,885.9  | 2.54                     |
| 1952 | 8,025.7  | 4,041.3   | 3,984.4  | 2.55                     |
| 1953 | 8,232.1  | 4,145.7   | 4,086.4  | 2.57                     |
| 1954 | 8,447.0  | 4,254.4   | 4,192.6  | 2.61                     |
| 1955 | 8,671.5  | 4,367.8   | 4,303.7  | 2.66                     |
| 1956 | 8,904.9  | 4,485.8   | 4,419.1  | 2.69                     |
| 1957 | 9,146.1  | 4,607.6   | 4,538.5  | 2.71                     |
| 1958 | 9,396.7  | 4,734.1   | 4,662.6  | 2.74                     |
| 1959 | 9,657.8  | 4,865.9   | 4,791.9  | 2.78                     |
| 1960 | 9,931.0  | 5,003.8   | 4,927.2  | 2.83                     |
| 1961 | 10,217.5 | 5,148.4   | 5,069.1  | 2.88                     |
| 1962 | 10,516.5 | 5,299.2   | 5,217.3  | 2.93                     |
| 1963 | 10,825.8 | 5,455.3   | 5,370.5  | 2.94                     |
| 1964 | 11,143.5 | 5,615.5   | 5,528.0  | 2.93                     |
| 1965 | 11,467.0 | 5,778.8   | 5,688.2  | 2.90                     |
| 1966 | 11,796.4 | 5,944.8   | 5,851.6  | 2.87                     |
| 1967 | 12,132.2 | 6,114.1   | 6,018.1  | 2.85                     |
| 1968 | 12,476.0 | 6,287.5   | 6,188.5  | 2.83                     |
| 1969 | 12,829.1 | 6,465.5   | 6,363.6  | 2.83                     |
| 1970 | 13,192.8 | 6,648.8   | 6,544.0  | 2.83                     |
| 1971 | 13,568.3 | 6,838.0   | 6,730.3  | 2.85                     |
| 1972 | 13,954.7 | 7,032.6   | 6,922.1  | 2.85                     |
| 1973 | 14,350.3 | 7,231.8   | 7,118.5  | 2.83                     |
| 1974 | 14,753.1 | 7,434.7   | 7,318.4  | 2.81                     |
| 1975 | 15,161.2 | 7,640.2   | 7,521.0  | 2.77                     |
| 1976 | 15,577.7 | 7,849.9   | 7,727.7  | 2.75                     |
| 1977 | 16,003.5 | 8,064.4   | 7,939.1  | 2.73                     |
| 1978 | 16,434.6 | 8,281.5   | 8,153.1  | 2.69                     |
| 1979 | 16,886.6 | 8,499.0   | 8,387.6  | 2.75                     |
| 1980 | 17,295.3 | 8,714.5   | 8,580.8  | 2.42                     |
| 1981 | 17,720.2 | 8,928.0   | 8,792.2  | 2.46                     |
| 1982 | 18,144.4 | 9,140.9   | 9,003.5  | 2.39                     |
| 1983 | 18,568.2 | 9,353.5   | 9,214.7  | 2.34                     |
| 1984 | 18,992.3 | 9,566.1   | 9,426.2  | 2.28                     |
| 1985 | 19,417.2 | 9,779.0   | 9,638.2  | 2.24                     |
| 1986 | 19,840.4 | 9,990.9   | 9,849.5  | 2.18                     |
| 1987 | 20,261.4 | 10,201.6  | 10,059.9 | 2.12                     |
| 1988 | 20,684.2 | 10,413.0  | 10,271.2 | 2.09                     |
| 1989 | 21,112.6 | 10,627.3  | 10,485.3 | 2.07                     |
| 1990 | 21,550.3 | 10,846.6  | 10,703.7 | 2.07                     |
| 1991 | 21,998.3 | 11,071.2  | 10,927.1 | 2.08                     |
| 1992 | 22,453.9 | 11,299.7  | 11,154.1 | 2.07                     |
| 1993 | 22,915.9 | 11,531.6  | 11,384.2 | 2.06                     |
| 1994 | 23,383.0 | 11,766.2  | 11,616.8 | 2.04                     |
| 1995 | 23,854.0 | 12,002.8  | 11,851.2 | 2.01                     |
| 1996 | 24,330.7 | 12,242.4  | 12,088.3 | 2.00                     |
| 1997 | 24,813.9 | 12,485.3  | 12,328.6 | 1.99                     |
| 1998 | 25,300.9 | 12,730.2  | 12,570.7 | 1.96                     |
| 1999 | 25,789.0 | 12,975.7  | 12,813.3 | 1.93                     |
| 2000 | 26,275.5 | 13,220.3  | 13,055.2 | 1.89                     |
| 2001 | 26,761.7 | 13,464.8  | 13,296.9 | 1.85                     |
| 2002 | 27,249.5 | 13,710.1  | 13,539.4 | 1.82                     |
| 2003 | 27,736.7 | 13,955.0  | 13,781.7 | 1.79                     |
| 2004 | 28,221.4 | 14,198.7  | 14,022.7 | 1.75                     |
| 2005 | 28,701.5 | 14,439.9  | 14,261.6 | 1.70                     |
| 2010 | 31,046.8 | 15,617.3  | 15,429.5 | 1.58                     |
| 2015 | 33,282.9 | 16,737.3  | 16,545.6 | 1.40                     |
| 2020 | 35,389.7 | 17,789.1  | 17,600.6 | 1.24                     |
| 2025 | 37,350.0 | 18,763.3  | 18,586.7 | 1.08                     |

FUENTE: Instituto Nacional de Estadística e Informática, PERU: COMPENDIO ESTADISTICO 1990-91.

Cuadro I.5

**POBLACION ESTIMADA Y PROYECTADA AL 30 DE JUNIO DE CADA AÑO  
POR AREA URBANA Y RURAL Y SEXO: 1970-90, 1995 Y 2000  
(EN MILES)**

| AÑOS | TOTAL    | URBANA   |         |           |          | RURAL   |         |           |          |
|------|----------|----------|---------|-----------|----------|---------|---------|-----------|----------|
|      |          | TOTAL    | %       | MASCULINA | FEMENINA | TOTAL   | %       | MASCULINA | FEMENINA |
|      |          |          |         |           |          |         |         |           |          |
| 1970 | 13,192.8 | 7,659.6  | (58.06) | 3,851.0   | 3,808.6  | 5,533.2 | (41.94) | 2,797.8   | 2,735.4  |
| 1971 | 13,568.3 | 7,961.2  | (58.67) | 4,001.0   | 3,960.2  | 5,607.1 | (41.33) | 2,837.0   | 2,770.1  |
| 1972 | 13,954.7 | 8,274.3  | (59.29) | 4,156.8   | 4,117.5  | 5,680.4 | (40.71) | 2,875.8   | 2,804.6  |
| 1973 | 14,350.3 | 8,597.9  | (59.91) | 4,317.9   | 4,280.0  | 5,752.4 | (40.09) | 2,913.9   | 2,838.5  |
| 1974 | 14,753.1 | 8,931.1  | (60.54) | 4,483.8   | 4,447.3  | 5,822.0 | (39.46) | 2,950.9   | 2,871.1  |
| 1975 | 15,161.2 | 9,272.3  | (61.16) | 4,653.6   | 4,618.7  | 5,888.9 | (38.84) | 2,986.6   | 2,902.3  |
| 1976 | 15,577.7 | 9,620.7  | (61.78) | 4,827.1   | 4,793.6  | 5,952.5 | (38.21) | 3,020.5   | 2,932.0  |
| 1977 | 16,003.5 | 9,977.2  | (62.40) | 5,004.6   | 4,972.6  | 6,012.9 | (37.57) | 3,052.9   | 2,960.0  |
| 1978 | 16,434.6 | 10,343.0 | (63.01) | 5,186.7   | 5,156.3  | 6,071.4 | (36.94) | 3,084.4   | 2,987.0  |
| 1979 | 16,886.6 | 10,719.6 | (63.62) | 5,374.2   | 5,345.4  | 6,129.1 | (36.30) | 3,115.5   | 3,013.6  |
| 1980 | 17,295.3 | 11,113.2 | (64.23) | 5,572.6   | 5,540.6  | 6,182.1 | (35.74) | 3,141.9   | 3,040.2  |
| 1981 | 17,720.2 | 11,491.5 | (64.85) | 5,759.9   | 5,731.6  | 6,228.8 | (35.15) | 3,168.1   | 3,060.6  |
| 1982 | 18,144.4 | 11,882.6 | (65.49) | 5,953.4   | 5,929.2  | 6,261.7 | (34.51) | 3,187.5   | 3,074.3  |
| 1983 | 18,568.2 | 12,287.1 | (66.17) | 6,153.5   | 6,133.6  | 6,281.1 | (33.83) | 3,200.0   | 3,081.1  |
| 1984 | 18,992.3 | 12,705.3 | (66.90) | 6,360.2   | 6,345.1  | 6,286.9 | (33.10) | 3,205.8   | 3,081.1  |
| 1985 | 19,417.2 | 13,137.8 | (67.66) | 6,574.0   | 6,563.8  | 6,279.4 | (32.34) | 3,205.0   | 3,074.3  |
| 1986 | 19,840.4 | 13,518.0 | (68.13) | 6,761.8   | 6,756.3  | 6,322.3 | (31.87) | 3,229.1   | 3,093.2  |
| 1987 | 20,261.4 | 13,909.3 | (68.65) | 6,955.0   | 6,954.3  | 6,352.2 | (31.35) | 3,246.6   | 3,105.6  |
| 1988 | 20,684.2 | 14,311.8 | (69.19) | 7,153.7   | 7,158.2  | 6,372.4 | (30.81) | 3,259.4   | 3,113.0  |
| 1989 | 21,112.6 | 14,726.1 | (69.75) | 7,358.0   | 7,368.0  | 6,386.5 | (30.25) | 3,269.3   | 3,117.2  |
| 1990 | 21,550.3 | 15,152.3 | (70.31) | 7,568.2   | 7,584.0  | 6,398.1 | (29.69) | 3,278.3   | 3,119.7  |
| 1995 | 23,854.0 | 17,332.6 | (72.66) | 8,649.5   | 8,683.1  | 6,521.4 | (27.34) | 3,353.3   | 3,168.1  |
| 2000 | 26,275.5 | 19,563.4 | (74.45) | 9,756.5   | 9,806.9  | 6,712.1 | (25.55) | 3,463.8   | 3,248.3  |

FUENTE: Instituto Nacional de Estadística e Informática, PERU: COMPENDIO ESTADISTICO 1990-91.



Cuadro I.6

**POBLACION ESTIMADA Y PROYECTADA AL 30 DE JUNIO DE CADA AÑO  
POR SEXO Y GRANDES GRUPOS DE EDAD: 1970-2000  
(EN MILES)**

| AÑOS | TOTAL    | MASCULINA |         |         |          | FEMENINA |         |         |          |
|------|----------|-----------|---------|---------|----------|----------|---------|---------|----------|
|      |          | TOTAL     | 0-14    | 15-64   | 65 Y MAS | TOTAL    | 0-14    | 15-64   | 65 Y MAS |
|      |          |           |         |         |          |          |         |         |          |
| 1970 | 13,192.8 | 6,648.8   | 2,949.2 | 3,489.5 | 210.1    | 6,544.0  | 2,856.7 | 3,440.5 | 246.8    |
| 1971 | 13,568.3 | 6,838.0   | 3,026.1 | 3,595.4 | 216.5    | 6,730.3  | 2,930.7 | 3,544.8 | 254.8    |
| 1972 | 13,954.7 | 7,032.6   | 3,103.7 | 3,705.3 | 223.6    | 6,922.1  | 3,005.7 | 3,653.1 | 263.3    |
| 1973 | 14,350.3 | 7,231.8   | 3,181.2 | 3,819.6 | 231.0    | 7,118.5  | 3,080.4 | 3,765.9 | 272.2    |
| 1974 | 14,753.1 | 7,434.7   | 3,257.4 | 3,938.7 | 238.6    | 7,318.4  | 3,153.8 | 3,883.1 | 281.5    |
| 1975 | 15,161.2 | 7,640.2   | 3,331.2 | 4,063.1 | 245.9    | 7,521.0  | 3,225.0 | 4,005.4 | 290.6    |
| 1976 | 15,577.7 | 7,849.9   | 3,401.4 | 4,195.0 | 253.5    | 7,727.7  | 3,292.6 | 4,135.4 | 299.7    |
| 1977 | 16,003.5 | 8,064.4   | 3,468.6 | 4,334.8 | 261.0    | 7,939.1  | 3,357.5 | 4,272.7 | 308.9    |
| 1978 | 16,434.6 | 8,281.5   | 3,534.8 | 4,478.1 | 268.6    | 8,153.1  | 3,421.2 | 4,413.7 | 318.2    |
| 1979 | 16,886.6 | 8,499.0   | 3,602.1 | 4,620.6 | 276.3    | 8,387.6  | 3,485.8 | 4,574.2 | 327.6    |
| 1980 | 17,295.3 | 8,714.5   | 3,672.0 | 4,758.5 | 284.1    | 8,580.8  | 3,553.3 | 4,690.5 | 337.0    |
| 1985 | 19,417.2 | 9,779.0   | 3,930.5 | 5,526.2 | 322.3    | 9,638.2  | 3,801.5 | 5,452.4 | 384.3    |
| 1990 | 21,550.3 | 10,846.6  | 4,124.6 | 6,354.9 | 367.2    | 10,703.7 | 3,985.2 | 6,272.5 | 446.1    |
| 1995 | 23,854.0 | 12,002.8  | 4,307.7 | 7,248.7 | 446.4    | 11,851.2 | 4,153.2 | 7,164.0 | 534.1    |
| 2000 | 26,275.5 | 13,220.3  | 4,501.8 | 8,169.0 | 549.6    | 13,055.2 | 4,331.0 | 8,072.9 | 651.3    |

FUENTE: Instituto Nacional de Estadística e Informática, PERU: COMPENDIO ESTADISTICO 1990-91.

**Cuadro I.7**

**INDICE DE DEPENDENCIA: 1950-2000**

| AÑOS | POBLACION<br>TOTAL<br>(EN MILES) | MENORES DE<br>15 AÑOS<br>(EN %) | ENTRE 15 Y<br>64 AÑOS<br>(EN %) | DE 65 Y<br>MAS AÑOS<br>(EN %) | INDICE DE<br>DEPENDENCIA<br>(EN %) |
|------|----------------------------------|---------------------------------|---------------------------------|-------------------------------|------------------------------------|
| 1950 | 7,632.5                          | 41.6                            | 55.0                            | 3.5                           | 81.9                               |
| 1955 | 8,447.0                          | 42.3                            | 54.3                            | 3.4                           | 84.2                               |
| 1960 | 8,671.5                          | 43.3                            | 53.2                            | 3.4                           | 87.8                               |
| 1965 | 8,904.9                          | 44.2                            | 52.4                            | 3.4                           | 90.8                               |
| 1970 | 13,192.8                         | 44.0                            | 52.5                            | 3.5                           | 90.4                               |
| 1971 | 13,568.3                         | 43.9                            | 52.6                            | 3.5                           | 90.0                               |
| 1972 | 13,954.7                         | 43.8                            | 52.7                            | 3.5                           | 89.6                               |
| 1973 | 14,350.3                         | 43.6                            | 52.9                            | 3.5                           | 89.2                               |
| 1974 | 14,753.1                         | 43.5                            | 53.0                            | 3.5                           | 88.6                               |
| 1975 | 15,161.2                         | 43.2                            | 53.2                            | 3.5                           | 87.9                               |
| 1976 | 15,577.7                         | 43.0                            | 53.5                            | 3.6                           | 87.0                               |
| 1977 | 16,003.5                         | 42.7                            | 53.8                            | 3.6                           | 85.9                               |
| 1978 | 16,434.6                         | 42.3                            | 54.1                            | 3.6                           | 84.8                               |
| 1979 | 16,886.6                         | 42.0                            | 54.5                            | 3.6                           | 83.7                               |
| 1980 | 17,295.3                         | 41.8                            | 54.6                            | 3.6                           | 83.0                               |
| 1985 | 19,417.2                         | 39.8                            | 56.5                            | 3.6                           | 76.9                               |
| 1990 | 21,550.3                         | 37.6                            | 58.6                            | 3.8                           | 70.7                               |
| 1995 | 23,854.0                         | 35.5                            | 60.4                            | 4.1                           | 65.5                               |
| 2000 | 26,275.5                         | 33.6                            | 61.8                            | 4.6                           | 61.8                               |

FUENTE: CUADRO CI.6.

ELABORACION: Propia.

Cuadro I.8

## PERU: INDICADORES DE FECUNDIDAD Y MORTALIDAD: 1980-2025

| PERIODO   | FECUNDIDAD                |   |   |                                | MORTALIDAD   |   |                                   |        |       |
|-----------|---------------------------|---|---|--------------------------------|--|---|-----------------------------------|--------|-------|
|           | NACIMIENTOS<br>(EN MILES) | TASA BRUTA<br>DE NATALI-<br>DAD<br>(POR MIL)<br>(1) | TASA GLOBAL<br>DE FECUNDI-<br>DAD<br>(HIJOS/MUJER)<br>(2) | DEFUN-<br>CIONES<br>(EN MILES) | TASA BRUTA<br>DE MORTALI-<br>DAD<br>(POR MIL)<br>(3) | TASA DE MOR-<br>TALIDAD IN-<br>FANTIL<br>(POR MIL)<br>(4) | ESPERANZA DE VIDA AL NACER<br>(5) |        |       |
|           |                           |   |   |                                |  |   | TOTAL                             | HOMBRE | MUJER |
| 1980-1985 | 627                       | 34.2  | 4.7   | 195                            | 10.5   | 98.6  | 58.6                              | 56.8   | 60.5  |
| 1985-1990 | 636                       | 31.0  | 4.0   | 184                            | 9.0  | 88.2  | 61.4                              | 59.5   | 63.4  |
| 1990-1995 | 659                       | 29.0  | 3.6   | 173                            | 7.6  | 75.8  | 64.6                              | 62.7   | 66.6  |
| 1995-2000 | 670                       | 26.7  | 3.2   | 169                            | 6.8  | 66.4  | 67.0                              | 65.1   | 69.0  |
| 2000-2005 | 668                       | 24.3  | 2.9   | 173                            | 6.3  | 59.7  | 68.8                              | 66.8   | 70.8  |
| 2005-2010 | 660                       | 22.1  | 2.7   | 184                            | 6.2  | 55.6  | 69.8                              | 67.9   | 71.8  |
| 2010-2015 | 653                       | 20.3  | 2.5   | 199                            | 6.2  | 52.0  | 70.8                              | 68.8   | 72.8  |
| 2015-2020 | 647                       | 18.8  | 2.3   | 220                            | 6.4  | 49.5  | 71.4                              | 69.5   | 73.4  |
| 2020-2025 | 641                       | 17.6  | 2.2   | 243                            | 6.7  | 47.3  | 72.0                              | 70.1   | 74.0  |

## NOTAS:

- (1) Tasa bruta de natalidad: frecuencia de nacimientos ocurridos por cada mil habitantes en el lapso de un año.  
(2) Tasa global de fecundidad: número promedio de hijos que tendría una mujer al término de su vida fértil (49 años), si se mantuvieran las tasas de reproducción por edad de un determinado año.  
(3) Tasa bruta de mortalidad: frecuencia de las defunciones ocurridas por cada mil habitantes en el lapso de un año.  
(4) Tasa de mortalidad infantil: frecuencia de muertes de niños menores a un año de edad por cada mil nacidos vivos.  
(5) Esperanza de vida al nacer: número promedio de años que espera vivir un recién nacido si las condiciones de mortalidad existentes a la fecha de su nacimiento persistieran durante toda su vida.

FUENTE: Instituto Nacional de Estadística e Informática, PERU: COMPENDIO ESTADÍSTICO 1990-1991.

**Cuadro I.9**

**POBLACION DE LAS PRINCIPALES CIUDADES: 1940-1990  
(EN MILES)**

| CIUDADES           | 1940 | 1961  | 1972  | 1981  | 1990 * |
|--------------------|------|-------|-------|-------|--------|
| LIMA METROPOLITANA | 618  | 1,784 | 3,308 | 4959  | 6,980  |
| AREQUIPA           | 88   | 166   | 313   | 470   | 696    |
| TRUJILLO           | 37   | 103   | 242   | 372   | 542    |
| CHICLAYO           | 32   | 96    | 190   | 294   | 416    |
| CHIMBOTE           | 5    | 63    | 173   | 231   | 325    |
| PIURA              | 28   | 72    | 127   | 219   | 311    |
| CUZCO              | 41   | 80    | 122   | 197   | 274    |
| IQUITOS            | 32   | 58    | 111   | 188   | 266    |
| HUANCAYO           | 27   | 64    | 126   | 178   | 252    |
| ICA                | 21   | 50    | 87    | 122   | 173    |
| PUCALLPA           | 4    | 22    | 60    | 102   | 164    |
| TACNA              | 19   | 43    | 69    | 104   | 161    |
| TOTAL              | 952  | 2,601 | 4,928 | 7,436 | 10,560 |

NOTA:

\* Estimado.

FUENTE: Guerra R. (ed.), PROBLEMAS POBLACIONALES PERUANOS II, (1986).

ELABORACION: Propia.

## **n. PRODUCCION**

Cuadro II.1

PRODUCTO BRUTO INTERNO NOMINAL POR CLASE DE ACTIVIDAD ECONOMICA: 1970-1990  
(NUEVOS SOLES CORRIENTES)

| CLASE DE ACTIVIDAD          | 1970  | 1971  | 1972  | 1973  | 1974   | 1975   | 1976   | 1977    | 1978    | 1979    | 1980    | 1981     |
|-----------------------------|-------|-------|-------|-------|--------|--------|--------|---------|---------|---------|---------|----------|
| AGRICULTURA CAZA,SILVICUL.  | 46.7  | 50.3  | 55.1  | 65.9  | 79.0   | 103.7  | 127.8  | 179.8   | 234.7   | 385.0   | 580.9   | 1,041.5  |
| PESCA                       | 5.6   | 5.2   | 3.0   | 2.4   | 4.1    | 5.3    | 6.2    | 6.9     | 14.6    | 22.7    | 29.4    | 57.0     |
| EXPLOR. DE MINAS Y CANTERAS | 13.7  | 12.3  | 13.7  | 20.0  | 23.4   | 22.3   | 36.6   | 64.8    | 160.1   | 459.1   | 904.4   | 1,256.9  |
| EXTRACCION DE PETROLEO      | 2.5   | 2.2   | 2.5   | 3.0   | 3.6    | 5.7    | 11.0   | 19.7    | 72.0    | 283.6   | 605.8   | 986.1    |
| EXTRACCION DE MINERALES     | 11.3  | 10.1  | 11.3  | 17.0  | 19.8   | 16.5   | 25.6   | 45.1    | 88.1    | 175.5   | 298.6   | 270.7    |
| INDUSTRIAS MANUFACTURERAS   | 55.4  | 64.4  | 70.3  | 85.5  | 113.1  | 133.3  | 189.8  | 248.6   | 432.8   | 819.8   | 1,206.4 | 1,955.6  |
| INDUSTRIA ALIMENTICIA       | 21.4  | 23.8  | 22.4  | 25.4  | 34.2   | 39.3   | 56.2   | 71.9    | 126.5   | 224.3   | 316.5   | 607.2    |
| FAB DE PRODUCTOS LACTEOS    | 1.0   | 1.2   | 1.4   | 1.6   | 2.0    | 2.4    | 3.2    | 3.4     | 5.8     | 9.4     | 12.1    | 36.2     |
| ELABORACION DE PESCADO      | 0.2   | 0.3   | 0.4   | 0.7   | 1.1    | 1.2    | 1.9    | 3.5     | 5.3     | 16.8    | 31.9    | 37.1     |
| HARINA,ACEITE DE PESCADO    | 7.6   | 7.1   | 2.9   | 2.8   | 6.1    | 3.6    | 6.9    | 6.5     | 17.9    | 25.3    | 11.0    | 32.4     |
| MOLINERIA Y PANADERIA       | 2.8   | 3.2   | 3.6   | 3.9   | 4.9    | 6.0    | 9.0    | 10.4    | 18.3    | 32.7    | 44.4    | 92.8     |
| ELAB. Y REFINAC. AZUCAR     | 0.8   | 1.0   | 1.1   | 1.2   | 1.9    | 2.7    | 4.0    | 4.8     | 6.5     | 11.9    | 8.2     | 34.0     |
| FAB. OTROS PROD.ALIMENT.    | 3.6   | 4.4   | 5.2   | 6.2   | 7.4    | 9.1    | 12.7   | 19.0    | 33.5    | 62.4    | 94.0    | 155.0    |
| BEBIDAS Y TABACO            | 5.4   | 6.7   | 7.8   | 9.0   | 11.0   | 14.3   | 18.7   | 243.4   | 39.1    | 65.8    | 114.9   | 219.6    |
| INDUSTRIA TEXTIL Y CUERO    | 11.2  | 13.5  | 14.9  | 17.7  | 22.1   | 28.8   | 36.9   | 42.4    | 71.0    | 136.7   | 281.5   | 431.0    |
| FAB. DE TEXTILES            | 5.8   | 7.0   | 7.6   | 8.9   | 10.9   | 13.9   | 17.6   | 20.0    | 39.0    | 75.6    | 138.4   | 203.8    |
| FAB. PRENDAS DE VESTIR      | 3.8   | 4.7   | 5.3   | 6.4   | 8.0    | 10.9   | 13.8   | 17.0    | 23.0    | 44.5    | 107.9   | 171.1    |
| PREPARACION DEL CUERO       | 0.2   | 0.3   | 0.3   | 0.4   | 0.5    | 0.7    | 0.8    | 1.0     | 1.8     | 4.3     | 7.2     | 11.7     |
| FAB. DE CALZADO             | 1.4   | 1.6   | 1.7   | 2.1   | 2.6    | 3.4    | 4.7    | 4.4     | 7.2     | 12.3    | 28.1    | 44.3     |
| INDUSTRIA MADERA,MUEBLES    | 2.2   | 3.3   | 3.8   | 4.4   | 5.6    | 7.2    | 11.3   | 13.5    | 20.9    | 36.1    | 73.3    | 122.0    |
| INDUSTRIA DEL PAPEL         | 3.0   | 3.4   | 4.2   | 5.0   | 5.9    | 7.2    | 12.2   | 15.5    | 27.9    | 43.5    | 86.3    | 146.7    |
| FAB.DE PAPEL Y PRODUCTOS    | 0.9   | 1.2   | 1.3   | 1.5   | 2.1    | 2.8    | 4.4    | 5.4     | 10.3    | 16.3    | 35.1    | 54.8     |
| IMPRESION Y EDICION         | 2.1   | 2.3   | 3.0   | 3.5   | 3.8    | 4.4    | 7.8    | 10.1    | 17.6    | 27.3    | 51.2    | 91.9     |
| INDUSTRIA QUIMICA           | 5.2   | 6.7   | 8.0   | 10.0  | 13.1   | 15.6   | 22.2   | 28.3    | 54.2    | 90.3    | (29.0)  | (71.2)   |
| QUIMICOS BASICOS            | 1.0   | 1.4   | 1.7   | 2.1   | 3.2    | 3.8    | 5.6    | 7.1     | 13.3    | 24.7    | 37.9    | 43.2     |
| FARMACEUT. Y MEDICAMENTOS   | 1.0   | 1.5   | 1.8   | 2.2   | 2.6    | 3.2    | 4.7    | 5.1     | 9.4     | 13.8    | 21.7    | 44.3     |
| OTROS PROD. QUIMICOS        | 1.3   | 1.6   | 1.9   | 2.5   | 3.3    | 4.3    | 5.8    | 7.0     | 14.7    | 22.7    | 39.0    | 97.6     |
| REFINACION DE PETROLEO      | 0.6   | 0.6   | 0.7   | 0.8   | 0.7    | 0.1    | 0.3    | 3.2     | 6.1     | 10.5    | (159.7) | (301.7)  |
| CAUCHO Y PLASTICO           | 1.3   | 1.6   | 1.9   | 2.4   | 3.3    | 4.1    | 5.9    | 5.9     | 10.6    | 18.6    | 32.1    | 45.4     |
| FAB. PROD. NO METALICOS     | 2.6   | 3.3   | 3.7   | 4.4   | 5.3    | 6.6    | 9.2    | 10.3    | 19.2    | 33.3    | 63.3    | 132.6    |
| INDUSTRIAS METALICAS BAS.   | 4.9   | 4.2   | 5.4   | 8.5   | 13.0   | 9.7    | 15.1   | 34.8    | 63.8    | 166.3   | 221.2   | 246.0    |
| SIDERURGIA                  | 0.7   | 1.0   | 1.4   | 1.9   | 3.3    | 3.3    | 4.4    | 6.5     | 14.0    | 23.6    | 39.2    | 55.9     |
| TRANF. METAL. NO FERROSO    | 4.1   | 3.2   | 4.0   | 6.6   | 9.6    | 6.4    | 10.8   | 28.3    | 49.8    | 142.7   | 182.0   | 190.2    |
| FAB. DE PROD. METALICOS     | 3.7   | 4.6   | 5.9   | 8.2   | 11.2   | 15.3   | 21.7   | 26.5    | 40.5    | 73.6    | 158.0   | 267.6    |
| PROD. METALICOS             | 1.3   | 1.7   | 1.9   | 2.5   | 3.7    | 4.5    | 5.9    | 6.8     | 12.1    | 22.9    | 40.1    | 48.8     |
| CONST. MAQ. NO ELECTRICA    | 0.4   | 0.5   | 0.8   | 1.0   | 1.3    | 2.0    | 2.6    | 3.0     | 5.1     | 8.9     | 22.0    | 35.0     |
| MAQUINARIA ELECTRICA        | 0.9   | 1.3   | 1.7   | 2.5   | 3.3    | 4.9    | 6.8    | 8.3     | 14.2    | 21.8    | 42.2    | 63.4     |
| CONST.MATERIAL DE TRANSP.   | 1.1   | 1.2   | 1.5   | 2.2   | 2.9    | 4.0    | 6.4    | 8.5     | 9.2     | 20.1    | 53.7    | 120.5    |
| OTROS PROD.MANUF.DIVERSOS   | 1.1   | 1.5   | 1.9   | 2.2   | 2.6    | 3.4    | 4.8    | 5.4     | 8.7     | 15.7    | 35.4    | 73.7     |
| ELECTRICIDAD Y AGUA         | 2.0   | 2.3   | 2.6   | 3.1   | 3.4    | 4.9    | 7.3    | 11.0    | 19.4    | 34.3    | 51.5    | 110.7    |
| LUZ Y FUERZA ELECTRICA      | 1.7   | 2.0   | 2.1   | 2.6   | 2.8    | 4.0    | 5.9    | 8.8     | 16.9    | 29.6    | 43.7    | 95.2     |
| SUMINISTRO DE AGUA          | 0.3   | 0.3   | 0.4   | 0.5   | 0.6    | 0.9    | 1.4    | 2.2     | 2.4     | 4.6     | 7.8     | 15.5     |
| CONSTRUCCION                | 17.3  | 20.1  | 24.6  | 30.1  | 41.0   | 0.0    | 65.8   | 88.8    | 115.7   | 181.4   | 342.3   | 736.8    |
| CONSTRUCCION PUBLICA        | --    | --    | --    | --    | --     | --     | --     | --      | --      | --      | --      | --       |
| CONSTRUCCION PRIVADA        | --    | --    | --    | --    | --     | --     | --     | --      | --      | --      | --      | --       |
| COMERCIO                    | 29.9  | 35.2  | 40.0  | 47.9  | 67.0   | 94.3   | 122.1  | 159.7   | 261.2   | 503.4   | 819.1   | 1,462.8  |
| TRANSPORTES Y COMUNICAC.    | 15.2  | 17.2  | 19.5  | 23.7  | 32.6   | 44.7   | 60.3   | 92.0    | 128.6   | 224.6   | 396.2   | 712.5    |
| TRANSPORTE TERRESTRE        | 10.7  | 11.8  | 13.4  | 15.8  | 20.4   | 29.9   | 42.5   | 64.7    | 85.7    | 145.4   | 267.3   | 476.9    |
| TRANSPORTE POR AGUA         | 2.2   | 2.9   | 3.2   | 4.5   | 8.1    | 8.9    | 9.8    | 13.0    | 21.0    | 40.9    | 68.5    | 116.4    |
| TRANSPORTE AEREO            | 0.8   | 0.8   | 0.9   | 1.1   | 1.7    | 2.8    | 3.8    | 6.2     | 8.6     | 14.7    | 24.5    | 48.1     |
| COMUNICACIONES              | 1.4   | 1.7   | 2.0   | 2.3   | 2.5    | 3.1    | 4.2    | 8.1     | 13.3    | 23.5    | 35.8    | 71.1     |
| FINANCIERO                  | 4.7   | 5.4   | 6.8   | 9.0   | 11.9   | 14.0   | 18.6   | 29.9    | 49.8    | 91.0    | 136.0   | 329.8    |
| SEGUROS                     | 0.8   | 0.9   | 1.2   | 1.3   | 1.7    | 2.1    | 3.4    | 4.0     | 5.4     | 10.2    | 19.3    | 35.6     |
| ALQUILER DE VIVIENDA        | 23.7  | 26.1  | 28.9  | 32.2  | 36.6   | 41.0   | 45.6   | 51.3    | 65.7    | 84.1    | 121.0   | 183.0    |
| PROD.SERV.PRESTAD.EMPRESAS  | 16.5  | 18.7  | 20.6  | 23.8  | 29.9   | 37.5   | 49.7   | 64.5    | 118.0   | 184.7   | 314.5   | 689.5    |
| RESTAURANTES Y HOTELES      | 7.0   | 7.8   | 9.3   | 11.6  | 14.5   | 19.4   | 30.8   | 41.7    | 65.8    | 119.4   | 241.1   | 469.1    |
| SERVIC. HOGARES MERCANT.    | 6.8   | 7.5   | 8.3   | 9.4   | 11.2   | 14.3   | 19.7   | 28.1    | 45.9    | 79.8    | 162.6   | 360.0    |
| SERVIC. HOGARES NO MERCAN.  | 3.0   | 3.3   | 3.6   | 4.0   | 4.7    | 4.0    | 8.2    | 11.5    | 18.6    | 31.9    | 62.5    | 150.0    |
| SALUD PRIVADA               | 1.5   | 1.8   | 2.1   | 2.5   | 3.4    | 4.6    | 6.6    | 9.9     | 17.8    | 30.3    | 58.0    | 119.8    |
| EDUCACION PRIVADA           | 1.1   | 1.1   | 1.2   | 1.4   | 1.6    | 2.0    | 2.7    | 3.8     | 6.8     | 12.0    | 21.1    | 43.3     |
| COMISION IMPUTADA           | (4.4) | (4.8) | (5.9) | (8.5) | (10.5) | (12.1) | (18.0) | (26.5)  | (41.0)  | (76.3)  | (118.7) | (284.4)  |
| PRODUC.DE SERV.GUBER.       | 24.4  | 27.3  | 32.5  | 38.4  | 42.4   | 57.1   | 74.0   | 101.8   | 135.4   | 214.5   | 461.0   | 916.7    |
| SALUD PUBLICA               | 1.6   | 1.8   | 2.1   | 2.5   | 2.9    | 4.1    | 4.9    | 6.9     | 10.9    | 19.5    | 40.4    | 81.2     |
| EDUCACION PUBLICA           | 7.6   | 8.5   | 11.0  | 13.1  | 13.6   | 18.4   | 24.2   | 30.5    | 41.7    | 72.1    | 148.1   | 291.5    |
| OTROS PROD.DE SERV.GUBER.   | 15.3  | 17.0  | 19.3  | 22.8  | 26.0   | 34.5   | 44.8   | 64.5    | 82.9    | 122.9   | 272.4   | 543.9    |
| VALOR AGREGADO              | 270.9 | 302.3 | 337.2 | 403.5 | 511.2  | 645.1  | 857.1  | 1,171.6 | 1,855.4 | 3,411.9 | 5,808.6 | 10,345.9 |
| DERECHOS DE IMPORTACION     | 9.0   | 10.0  | 9.0   | 10.7  | 10.9   | 20.3   | 18.4   | 21.1    | 45.9    | 78.2    | 159.8   | 312.5    |
| PRODUCTO BRUTO INTERNO      | 280.0 | 312.3 | 346.2 | 414.2 | 522.1  | 665.4  | 875.5  | 1,192.7 | 1,901.3 | 3,490.1 | 5,968.4 | 10,658.4 |

(Continuación)

| CLASE DE ACTIVIDAD          | 1982     | 1983     | 1984      | 1985      | 1986       | 1987       | 1988        | 1989 *        | 1990 **         |
|-----------------------------|----------|----------|-----------|-----------|------------|------------|-------------|---------------|-----------------|
| AGRICULTURA CAZA,SILVICUL.  | 1,621.9  | 3,276.5  | 7,583.4   | 17,434.5  | 38,742.5   | 71,651.5   | 353,045.0   | 8,250,588.0   | 459,907,556.0   |
| PESCA                       | 87.5     | 149.9    | 399.0     | 1,199.5   | 3,188.1    | 4,474.1    | 56,407.0    | 1,029,780.0   | 48,187,231.0    |
| EXPLOT. DE MINAS Y CANTERAS | 1,872.8  | 3,589.1  | 7,702.1   | 19,512.5  | 11,953.0   | 15,758.5   | 110,284.0   | 2,517,625.0   | 167,575,880.0   |
| EXTRACCION DE PETROLEO      | 1,538.2  | 2,557.8  | 6,032.6   | 15,784.3  | 8,398.6    | 7,907.2    | 35,355.0    | 819,216.0     | 86,072,950.0    |
| EXTRACCION DE MINERALES     | 334.6    | 1,031.4  | 1,669.5   | 3,728.2   | 3,554.5    | 7,851.3    | 74,929.0    | 1,698,409.0   | 81,502,930.0    |
| INDUSTRIAS MANUFACTURERAS   | 3,275.1  | 5,949.1  | 14,423.9  | 48,066.0  | 90,680.6   | 172,794.6  | 1,474,931.0 | 31,091,890.0  | 2,038,571,737.0 |
| INDUSTRIA ALIMENTICIA       | 986.5    | 1,848.9  | 4,469.4   | 12,948.7  | 21,874.1   | 43,931.6   | 404,761.0   | 8,560,359.0   | 607,656,044.0   |
| FAB DE PRODUCTOS LACTEOS    | 66.6     | 104.5    | 218.0     | 551.0     | 957.6      | 1,499.8    | 11,346.0    | 230,254.0     | 24,107,368.0    |
| ELABORACION DE PESCADO      | 42.2     | 124.6    | 455.6     | 865.7     | 1,492.0    | 1,661.4    | 11,590.0    | 313,351.0     | 16,655,368.0    |
| HARINA,ACEITE DE PESCADO    | 63.0     | 12.1     | 57.8      | 221.8     | 504.3      | 486.7      | 17,322.0    | 211,725.0     | 7,761,307.0     |
| MOLINERIA Y PANADERIA       | 146.2    | 358.4    | 997.8     | 2,760.7   | 4,442.9    | 8,138.2    | 61,386.0    | 1,625,832.0   | 86,279,577.0    |
| ELAB. Y REFINAC. AZUCAR     | 42.6     | 120.4    | 302.4     | 572.2     | 690.2      | 1,828.7    | 27,966.0    | 705,348.0     | 62,186,894.0    |
| FAB. OTROS PROD.ALIMENT.    | 247.6    | 410.4    | 1,113.4   | 3,322.8   | 4,530.9    | 6,400.8    | 62,702.0    | 1,295,701.0   | 115,693,432.0   |
| BEBIDAS Y TABACO            | 378.3    | 718.5    | 1,324.5   | 4,654.5   | 9,256.0    | 23,916.0   | 212,449.0   | 4,178,148.0   | 294,972,098.0   |
| INDUSTRIA TEXTIL Y CUERO    | 569.2    | 717.8    | 1,739.3   | 6,270.2   | 15,525.8   | 30,826.8   | 231,806.0   | 5,811,320.0   | 302,285,994.0   |
| FAB. DE TEXTILES            | 246.1    | 359.2    | 927.3     | 3,768.2   | 7,402.1    | 12,672.1   | 91,383.0    | 2,232,069.0   | 99,503,552.0    |
| FAB. PRENDAS DE VESTIR      | 248.4    | 274.2    | 595.3     | 1,840.9   | 6,672.1    | 14,901.4   | 118,892.0   | 3,134,127.0   | 183,362,416.0   |
| PREPARACION DEL CUERO       | 18.9     | 23.7     | 61.9      | 219.2     | 364.1      | 858.1      | 3,971.0     | 81,752.0      | 3,354,537.0     |
| FAB. DE CALZADO             | 55.8     | 60.7     | 154.8     | 441.9     | 1,087.5    | 2,395.2    | 17,560.0    | 363,372.0     | 16,065,489.0    |
| INDUSTRIA MADERA,MUEBLES    | 204.0    | 367.5    | 878.9     | 2,681.5   | 6,684.8    | 15,763.1   | 118,607.0   | 2,579,023.0   | 163,156,587.0   |
| INDUSTRIA DEL PAPEL         | 219.0    | 321.8    | 837.8     | 2,374.9   | 3,949.1    | 8,194.2    | 80,472.0    | 1,373,357.0   | 108,348,489.0   |
| FAB.DE PAPEL Y PRODUCTOS    | 76.2     | 103.1    | 270.1     | 820.0     | 1,122.1    | 2,192.4    | 27,376.0    | 430,100.0     | 26,183,472.0    |
| IMPRESION Y EDICION         | 142.8    | 218.7    | 567.7     | 1,554.9   | 2,827.0    | 6,001.8    | 53,096.0    | 943,257.0     | 82,165,017.0    |
| INDUSTRIA QUIMICA           | 73.5     | 700.7    | 1,180.2   | 8,524.7   | 186,862.3  | 24,587.4   | 215,847.0   | 4,573,519.0   | 414,462,460.0   |
| QUIMICOS BASICOS            | 67.7     | 105.5    | 263.8     | 711.4     | 1,156.7    | 2,260.3    | 34,451.0    | 813,536.0     | 53,370,306.0    |
| FARMACEUT.Y MEDICAMENTOS    | 62.3     | 193.7    | 284.0     | 864.7     | 1,518.2    | 2,797.6    | 36,431.0    | 738,422.0     | 83,321,395.0    |
| OTROS PROD. QUIMICOS        | 149.3    | 232.2    | 392.1     | 1,210.6   | 1,844.1    | 3,500.4    | 51,519.0    | 1,308,900.0   | 100,415,047.0   |
| REFINACION DE PETROLEO      | (269.4)  | 68.2     | (79.8)    | 4,861.3   | 13,003.0   | 14,128.0   | 66,403.0    | 1,055,495.0   | 147,477,205.0   |
| CAUCHO Y PLASTICO           | 63.6     | 101.1    | 320.1     | 876.8     | 1,164.2    | 1,901.4    | 27,043.0    | 657,166.0     | 29,878,507.0    |
| FAB. PROD. NO METALICOS     | 229.8    | 511.0    | 1,145.5   | 3,645.7   | 6,709.5    | 13,788.5   | 96,485.0    | 1,888,592.0   | 84,541,521.0    |
| INDUSTRIAS METALICAS BAS.   | 351.3    | 745.0    | 1,688.8   | 4,608.7   | 4,796.8    | 8,452.1    | 109,760.0   | 2,716,589.0   | 133,980,785.0   |
| SIDERURGIA                  | 81.5     | 158.6    | 578.0     | 1,355.2   | 1,614.7    | 2,245.5    | 39,348.0    | 738,855.0     | 38,026,652.0    |
| TRANF. METAL. NO FERROSO    | 269.8    | 586.4    | 1,110.8   | 3,253.3   | 3,182.2    | 6,206.7    | 70,412.0    | 1,977,734.0   | 95,954,133.0    |
| FAB. DE PROD. METALICOS     | 497.7    | 506.0    | 1,741.1   | 5,229.0   | 9,842.6    | 22,672.9   | 182,669.0   | 2,934,134.0   | 155,984,231.0   |
| PROD. METALICOS             | 80.9     | 88.6     | 290.7     | 778.3     | 1,249.6    | 2,570.8    | 14,828.0    | 207,551.0     | 10,286,650.0    |
| CONST. MAQ. NO ELECTRICA    | 61.3     | 71.3     | 179.0     | 557.0     | 1,492.9    | 2,491.3    | 17,425.0    | 256,179.0     | 14,584,790.0    |
| MAQUINARIA ELECTRICA        | 114.5    | 130.4    | 518.5     | 1,893.0   | 2,872.0    | 5,769.5    | 55,680.0    | 1,240,265.0   | 55,809,325.0    |
| CONST.MATERIAL DE TRANSP.   | 240.8    | 215.7    | 753.0     | 2,000.7   | 4,228.2    | 11,841.4   | 94,736.0    | 1,230,139.0   | 75,303,466.0    |
| OTROS PROD.MANUF.DIVERSOS   | 144.2    | 230.4    | 742.9     | 1,782.6   | 2,611.6    | 4,577.8    | 34,524.0    | 654,997.0     | 68,155,626.0    |
| ELECTRICIDAD Y AGUA         | 190.7    | 269.6    | 824.2     | 2,344.4   | 3,588.4    | 6,381.1    | 22,738.0    | 390,409.0     | 66,253,578.0    |
| LUZ Y FUERZA ELECTRICA      | 158.1    | 208.2    | 698.4     | 2,052.5   | 2,957.2    | 4,444.3    | 16,041.0    | 286,685.0     | 63,059,036.0    |
| SUMINISTRO DE AGUA          | 32.7     | 61.4     | 125.8     | 291.9     | 631.3      | 1,936.8    | 6,697.0     | 103,724.0     | 3,194,542.0     |
| CONSTRUCCION                | 1,589.3  | 2,172.0  | 4,744.3   | 14,087.3  | 28,244.0   | 58,328.8   | 446,250.0   | 9,200,760.0   | 537,655,576.0   |
| CONSTRUCCION PUBLICA        | --       | --       | --        | --        | --         | --         | --          | --            | --              |
| CONSTRUCCION PRIVADA        | --       | --       | --        | --        | --         | --         | --          | --            | --              |
| COMERCIO                    | 2,225.4  | 4,331.3  | 9,425.3   | 25,860.5  | 50,978.5   | 90,025.9   | 629,168.0   | 14,292,231.0  | 1,179,615,600.0 |
| TRANSPORTES Y COMUNICAC.    | 1,089.3  | 1,817.5  | 4,265.7   | 12,183.0  | 20,333.3   | 40,142.5   | 246,467.0   | 5,845,319.0   | 536,460,512.0   |
| TRANSPORTE TERRESTRE        | 710.1    | 1,131.0  | 2,955.8   | 8,104.1   | 12,949.2   | 23,316.2   | 110,802.0   | 2,851,169.0   | 165,732,467.0   |
| TRANSPORTE POR AGUA         | 171.3    | 274.2    | 460.5     | 1,695.0   | 3,385.6    | 8,917.1    | 67,611.0    | 1,330,188.0   | 77,321,035.0    |
| TRANSPORTE AEREO            | 84.0     | 120.3    | 207.3     | 618.7     | 1,480.7    | 2,224.6    | 17,711.0    | 416,928.0     | 24,235,149.0    |
| COMUNICACIONES              | 123.9    | 292.0    | 642.1     | 1,765.2   | 2,517.9    | 5,684.6    | 50,343.0    | 1,247,034.0   | 269,171,861.0   |
| FINANCIERO                  | 511.6    | 937.1    | 2,226.0   | 6,023.3   | 11,161.8   | 21,420.7   | 157,370.0   | 1,116,502.0   | 76,144,139.0    |
| SEGUROS                     | 46.7     | 68.6     | 142.6     | 502.3     | 1,206.4    | 2,153.6    | 10,272.0    | 448,812.0     | 33,953,335.0    |
| ALQUILER DE VIVIENDA        | 295.8    | 477.2    | 788.4     | 1,473.3   | 2,248.3    | 3,458.1    | 11,599.0    | 312,164.0     | 22,042,569.0    |
| PROD.SERV.PRESTAD.EMPRESAS  | 1,394.5  | 2,353.1  | 4,960.6   | 11,455.5  | 25,346.0   | 53,444.7   | 419,312.0   | 12,745,960.0  | 954,532,487.0   |
| RESTAURANTES Y HOTELES      | 905.5    | 1,813.5  | 3,815.6   | 9,703.4   | 25,505.0   | 60,816.0   | 295,705.0   | 8,101,038.0   | 544,203,997.0   |
| SERVIC. HOGARES MERCANT.    | 600.4    | 1,094.3  | 2,427.4   | 7,112.5   | 15,075.4   | 32,694.9   | 189,449.0   | 5,313,136.0   | 309,234,371.0   |
| SERVIC. HOGARES NO MERCAN.  | 316.4    | 535.9    | 975.0     | 2,604.2   | 6,797.6    | 13,344.5   | 69,175.0    | 1,781,437.0   | 91,945,531.0    |
| SALUD PRIVADA               | 216.7    | 475.2    | 1,021.6   | 2,564.2   | 5,918.4    | 15,215.0   | 91,718.0    | 2,333,405.0   | 160,096,692.0   |
| EDUCACION PRIVADA           | 87.5     | 179.8    | 471.2     | 1,342.4   | 2,919.0    | 7,606.7    | 59,864.0    | 1,635,384.0   | 101,544,073.0   |
| COMISION IMPUTADA           | (404.2)  | (766.5)  | (1,624.0) | (5,716.4) | (11,687.5) | (20,430.1) | (131,631.0) | (1,213,552.0) | (82,762,836.0)  |
| PRODUC.DE SERV.GUBER.       | 1,566.8  | 3,019.7  | 6,438.0   | 16,102.8  | 33,873.9   | 77,057.6   | 374,324.0   | 9,111,720.0   | 358,859,140.0   |
| SALUD PUBLICA               | 123.7    | 283.1    | 592.0     | 1,522.5   | 2,764.6    | 6,156.1    | 30,352.0    | 740,312.0     | 31,385,820.0    |
| EDUCACION PUBLICA           | 460.7    | 831.1    | 1,779.6   | 4,723.5   | 9,428.5    | 22,803.5   | 100,690.0   | 2,466,924.0   | 107,410,129.0   |
| OTROS PROD.DE SERV.GUBER.   | 982.4    | 1,905.5  | 3,866.4   | 9,856.8   | 21,680.7   | 48,097.9   | 243,282.0   | 5,904,484.0   | 220,063,191.0   |
| VALOR AGREGADO              | 17,490.0 | 31,742.9 | 71,010.4  | 193,855.0 | 366,073.0  | 726,338.6  | 4,886,447.0 | 114,124,608.0 | 7,604,021,168.0 |
| DERECHOS DE IMPORTACION     | 418.9    | 705.1    | 1,399.8   | 4,048.3   | 7,903.4    | 13,100.1   | 55,870.0    | 1,215,585.0   | 68,950,409.0    |
| PRODUCTO BRUTO INTERNO      | 17,908.9 | 32,448.0 | 72,410.2  | 197,903.3 | 373,976.3  | 739,438.8  | 4,942,317.0 | 115,340,193.0 | 7,672,971,577.0 |

NOTAS:

\* Preliminar.

\*\* Estimado.

FUENTE: Instituto Nacional de Estadística e Informática, OFERTA Y DEMANDA GLOBAL 1990.

Cuadro II.2

PRODUCTO BRUTO INTERNO REAL POR CLASE DE ACTIVIDAD ECONOMICA: 1970-1990  
(NUEVOS SOLES CONSTANTES DE 1979)

| CLASE DE ACTIVIDAD           | 1970    | 1971    | 1972    | 1973    | 1974    | 1975    | 1976    | 1977    | 1978    | 1979    | 1980    |
|------------------------------|---------|---------|---------|---------|---------|---------|---------|---------|---------|---------|---------|
| AGRICULTURA CAZA Y SILVIC.   | 358.1   | 365.3   | 356.5   | 357.9   | 371.2   | 371.0   | 376.6   | 376.2   | 370.6   | 385.0   | 362.6   |
| PESCA                        | 47.2    | 32.6    | 17.3    | 12.6    | 17.5    | 15.6    | 18.3    | 16.0    | 20.2    | 22.7    | 18.9    |
| EXPLOTACION DE MINAS Y CANT. | 229.8   | 215.9   | 229.4   | 238.1   | 251.3   | 231.8   | 245.7   | 297.0   | 389.9   | 459.1   | 468.7   |
| EXTRACCION DE PETROLEO       | 110.3   | 95.2    | 99.1    | 107.6   | 116.6   | 110.7   | 117.2   | 138.3   | 224.9   | 283.6   | 292.2   |
| EXTRACCION DE MINERALES      | 119.6   | 120.7   | 130.3   | 130.5   | 134.8   | 121.2   | 128.5   | 158.7   | 165.0   | 175.5   | 176.5   |
| INDUSTRIAS MANUFACTURERAS    | 626.7   | 662.4   | 676.1   | 720.1   | 780.8   | 805.2   | 834.4   | 820.3   | 787.1   | 819.8   | 866.8   |
| INDUSTRIA ALIMENTICIA        | 216.4   | 266.3   | 200.7   | 195.2   | 230.4   | 231.8   | 240.1   | 221.1   | 212.5   | 224.3   | 227.0   |
| FAB.PRODUCTOS LACTEOS        | 7.1     | 8.1     | 9.0     | 9.4     | 9.8     | 10.0    | 10.2    | 9.9     | 9.5     | 9.4     | 10.1    |
| ELABORACION DE PESCADO       | 3.9     | 4.5     | 4.2     | 6.1     | 7.4     | 7.0     | 9.0     | 12.8    | 12.9    | 16.8    | 18.7    |
| HARINA, ACEITE PESCADO       | 81.6    | 71.8    | 33.6    | 14.9    | 33.2    | 26.6    | 31.1    | 16.9    | 24.8    | 25.3    | 15.8    |
| MOLINERIA Y PANADERIA        | 25.1    | 28.0    | 30.2    | 31.8    | 33.3    | 35.4    | 34.2    | 32.4    | 30.5    | 32.7    | 32.2    |
| ELAB.REFINAC.DE AZUCAR       | 13.6    | 15.5    | 16.8    | 16.8    | 18.7    | 17.6    | 17.0    | 16.5    | 15.3    | 11.9    | 9.6     |
| FAB.OTROS PROD.ALIMENT.      | 44.0    | 51.2    | 56.2    | 62.1    | 65.0    | 68.3    | 66.0    | 65.0    | 59.5    | 62.4    | 65.5    |
| BEBIDAS Y TABACO             | 41.1    | 47.2    | 50.6    | 54.1    | 63.2    | 66.9    | 72.5    | 67.5    | 60.0    | 65.8    | 75.2    |
| INDUSTRIA TEXTIL Y CUERO     | 117.8   | 131.0   | 133.5   | 138.9   | 144.4   | 148.5   | 152.3   | 132.2   | 132.6   | 136.7   | 139.9   |
| FAB. DE TEXTILES             | 59.4    | 66.8    | 65.9    | 67.3    | 68.6    | 69.9    | 74.1    | 66.0    | 71.1    | 75.6    | 73.5    |
| FAB. PRENDAS DE VESTIR       | 39.2    | 44.8    | 47.1    | 50.5    | 54.5    | 56.2    | 52.6    | 48.3    | 44.4    | 44.5    | 48.1    |
| PREPARACION DEL CUERO        | 4.4     | 4.4     | 4.7     | 5.1     | 5.2     | 6.0     | 5.9     | 4.5     | 4.4     | 4.3     | 4.7     |
| FAB. DE CALZADO              | 14.9    | 15.0    | 15.7    | 15.9    | 16.1    | 16.4    | 19.6    | 13.3    | 12.7    | 12.3    | 13.6    |
| INDUSTRIA MADERA, MUEBLES    | 31.6    | 36.7    | 39.2    | 40.2    | 41.9    | 44.9    | 45.7    | 39.3    | 36.9    | 36.1    | 39.5    |
| INDUSTRIA DEL PAPEL          | 47.9    | 49.6    | 56.2    | 62.2    | 64.9    | 62.4    | 62.5    | 54.8    | 50.0    | 435.4   | 51.6    |
| FAB. PAPEL Y PRODUCTOS       | 11.5    | 13.1    | 13.3    | 14.2    | 17.0    | 16.4    | 17.9    | 18.5    | 16.5    | 16.3    | 19.6    |
| IMPRESION Y EDICION          | 36.5    | 36.5    | 43.0    | 48.0    | 47.9    | 46.0    | 44.6    | 36.2    | 33.6    | 27.3    | 32.0    |
| INDUSTRIA QUIMICA            | 48.8    | 56.3    | 63.0    | 70.8    | 77.6    | 87.6    | 94.1    | 88.9    | 89.8    | 90.3    | 100.0   |
| QUIMICOS BASICOS             | 9.5     | 10.7    | 12.5    | 14.1    | 16.8    | 18.4    | 20.1    | 21.9    | 235.7   | 24.7    | 25.7    |
| FARMACEUT. MEDICAMENTOS      | 7.0     | 8.8     | 10.1    | 11.7    | 12.9    | 14.8    | 18.6    | 15.5    | 15.5    | 13.8    | 17.3    |
| OTROS PROD. QUIMICOS         | 13.8    | 15.9    | 18.5    | 20.4    | 21.3    | 25.6    | 24.9    | 23.7    | 25.0    | 22.7    | 25.0    |
| REFINACION DE PETROLEO       | 6.1     | 6.5     | 6.9     | 8.0     | 8.7     | 9.1     | 9.1     | 9.2     | 9.0     | 10.5    | 11.0    |
| CAUCHO Y PLASTICO            | 12.3    | 14.5    | 15.1    | 16.6    | 18.0    | 19.7    | 21.4    | 18.6    | 16.6    | 18.6    | 21.2    |
| FAB. PROD. NO METALICOS      | 23.0    | 27.1    | 28.4    | 31.9    | 34.4    | 36.0    | 37.7    | 34.6    | 32.2    | 33.3    | 36.3    |
| INDUSTRIAS METALICAS BAS.    | 86.1    | 72.8    | 80.9    | 89.7    | 86.9    | 79.6    | 88.5    | 145.1   | 144.3   | 166.3   | 161.7   |
| SIDERURGIA                   | 7.6     | 10.2    | 12.7    | 16.6    | 23.1    | 21.2    | 17.7    | 20.9    | 22.2    | 23.6    | 24.2    |
| TRANSF.METAL.NO FERROSO      | 78.5    | 62.6    | 68.2    | 73.1    | 63.7    | 58.4    | 70.8    | 124.1   | 122.1   | 142.7   | 137.6   |
| FAB. DE PROD. METALICOS      | 42.7    | 47.9    | 58.0    | 74.2    | 82.8    | 94.1    | 93.1    | 86.6    | 72.0    | 73.6    | 93.3    |
| PROD. METALICOS              | 13.8    | 16.8    | 18.2    | 22.2    | 24.1    | 26.0    | 25.0    | 25.1    | 24.1    | 22.9    | 27.5    |
| CONST.MAQ.NO ELECTRICA       | 3.5     | 4.2     | 6.2     | 7.0     | 8.1     | 9.9     | 10.0    | 9.3     | 8.0     | 8.9     | 10.8    |
| MAQUINARIA ELECTRICA         | 9.6     | 11.5    | 14.4    | 19.3    | 23.5    | 28.1    | 27.4    | 26.5    | 23.7    | 21.8    | 25.1    |
| CONST.MATERIAL TRANSP.       | 15.8    | 15.4    | 19.3    | 25.6    | 27.0    | 30.1    | 30.7    | 25.7    | 16.1    | 20.1    | 30.0    |
| OTROS PROD.MANUF.DIVERSOS    | 12.5    | 14.7    | 16.0    | 17.2    | 17.5    | 20.4    | 20.3    | 17.7    | 16.8    | 15.7    | 17.3    |
| ELECTRICIDAD Y AGUA          | 15.1    | 16.7    | 18.2    | 20.3    | 22.2    | 23.9    | 27.2    | 30.6    | 31.9    | 34.3    | 39.0    |
| LUZ Y FUERZA ELECTRICA       | 12.8    | 14.4    | 15.5    | 17.0    | 18.7    | 20.2    | 22.5    | 25.9    | 27.5    | 29.6    | 33.4    |
| SUMINISTRO DE AGUA           | 2.3     | 2.4     | 2.7     | 3.3     | 3.5     | 3.7     | 4.7     | 4.8     | 4.5     | 4.6     | 5.6     |
| CONSTRUCCION                 | 133.0   | 145.3   | 160.9   | 176.3   | 211.9   | 216.4   | 216.6   | 192.2   | 172.4   | 181.4   | 202.3   |
| CONST. PUBLICA               | --      | --      | --      | --      | --      | --      | --      | --      | --      | --      | --      |
| CONST. PRIVADA               | --      | --      | --      | --      | --      | --      | --      | --      | --      | --      | --      |
| COMERCIO                     | 357.9   | 394.4   | 412.1   | 438.0   | 485.3   | 531.9   | 511.9   | 491.3   | 478.9   | 503.4   | 528.6   |
| TRANSPORTES Y COMUNICAC.     | 130.2   | 138.3   | 147.6   | 162.4   | 183.3   | 199.1   | 209.9   | 211.4   | 214.7   | 224.6   | 235.9   |
| TRANSPORTE TERRESTRE         | 95.9    | 98.5    | 105.7   | 112.7   | 120.4   | 128.3   | 136.2   | 137.9   | 139.1   | 145.4   | 151.7   |
| TRANSPORTE POR AGUA          | 19.9    | 24.3    | 25.5    | 30.6    | 41.8    | 42.1    | 40.7    | 38.9    | 40.2    | 40.9    | 42.7    |
| TRANSPORTE AEREO             | 5.6     | 5.1     | 5.4     | 6.6     | 7.6     | 12.3    | 13.1    | 14.9    | 14.2    | 14.7    | 15.6    |
| COMUNICACIONES               | 8.7     | 10.4    | 11.0    | 12.5    | 13.5    | 16.4    | 19.9    | 19.7    | 21.3    | 23.5    | 25.9    |
| FINANCIERO                   | 54.9    | 58.1    | 60.8    | 65.2    | 69.0    | 74.9    | 78.9    | 82.3    | 86.8    | 91.0    | 98.3    |
| SEGUROS                      | 5.9     | 6.1     | 6.5     | 6.7     | 7.1     | 8.2     | 8.8     | 9.4     | 9.9     | 10.2    | 10.6    |
| ALQUILER DE VIVIENDA         | 64.9    | 67.4    | 70.2    | 73.4    | 77.1    | 79.5    | 81.1    | 82.2    | 83.0    | 84.1    | 88.6    |
| PROD.SERV.PRESTA.EMPRESAS    | 130.8   | 139.5   | 142.7   | 150.5   | 162.7   | 170.9   | 175.5   | 175.8   | 178.3   | 184.7   | 188.6   |
| RESTAURANTES Y HOTELES       | 73.2    | 79.0    | 85.8    | 95.9    | 99.6    | 106.4   | 115.1   | 111.9   | 112.4   | 119.4   | 125.2   |
| SERVICIOS HOGARES MERCANT.   | 67.6    | 69.6    | 71.7    | 73.9    | 76.1    | 78.4    | 80.7    | 82.3    | 79.0    | 79.8    | 83.4    |
| SERVICIOS HOGARES NO MERC.   | 26.9    | 27.5    | 27.8    | 28.3    | 28.9    | 29.5    | 30.1    | 30.7    | 31.3    | 31.9    | 32.8    |
| SALUD PRIVADA                | 12.7    | 14.2    | 15.7    | 17.3    | 19.7    | 23.1    | 26.0    | 27.2    | 28.9    | 30.3    | 30.9    |
| EDUCACION PRIVADA            | 7.4     | 7.5     | 7.7     | 8.2     | 8.8     | 9.9     | 10.3    | 10.5    | 11.4    | 12.0    | 12.6    |
| COMISION IMPUTADA            | (51.7)  | (52.8)  | (53.8)  | (64.0)  | (64.0)  | (67.2)  | (78.0)  | (74.1)  | (73.4)  | (76.3)  | (82.3)  |
| PROD.DE SERV.GUBERNAM.       | 144.4   | 151.2   | 162.1   | 169.6   | 177.8   | 191.1   | 204.5   | 213.3   | 213.3   | 214.5   | 233.5   |
| SALUD PUBLICA                | 14.6    | 15.2    | 16.1    | 16.5    | 17.4    | 19.0    | 19.9    | 19.0    | 20.2    | 19.5    | 22.8    |
| EDUCACION PUBLICA            | 46.2    | 47.3    | 50.2    | 54.5    | 56.8    | 60.3    | 63.7    | 66.3    | 68.9    | 72.1    | 87.4    |
| OTROS PROD.SERV.GUBERN.      | 83.6    | 88.6    | 95.7    | 98.6    | 103.5   | 111.8   | 120.8   | 128.0   | 124.2   | 122.9   | 123.3   |
| VALOR AGREGADO               | 2,435.3 | 2,538.2 | 2,615.3 | 2,750.6 | 2,986.3 | 3,099.5 | 3,173.5 | 3,186.4 | 3,226.8 | 3,411.9 | 3,544.9 |
| DERECHOS DE IMPORTACION      | 83.3    | 85.6    | 83.9    | 95.8    | 0.0     | 113.5   | 102.6   | 102.9   | 71.8    | 78.2    | 101.7   |
| PRODUCTO BRUTO INTERNO       | 2,518.6 | 2,623.9 | 2,699.2 | 2,844.3 | 3,107.4 | 3,213.0 | 3,276.1 | 3,289.3 | 3,298.6 | 3,490.1 | 3,646.6 |



(Continuación)

| CLASE DE ACTIVIDAD            | 1981           | 1982           | 1983           | 1984           | 1985           | 1986           | 1987           | 1988           | 1989 *         | 1990 **        |
|-------------------------------|----------------|----------------|----------------|----------------|----------------|----------------|----------------|----------------|----------------|----------------|
| AGRICULTURA CAZA Y SILVIC.    | 395.4          | 404.2          | 365.2          | 402.6          | 414.3          | 432.3          | 460.8          | 493.4          | 465.2          | 423.3          |
| PESCA                         | 20.6           | 24.2           | 17.0           | 24.9           | 29.1           | 38.5           | 33.9           | 40.1           | 42.2           | 40.4           |
| EXPLOTACION DE MINAS Y CANT.  | 454.3          | 459.9          | 414.7          | 434.5          | 453.2          | 432.9          | 420.0          | 357.1          | 337.6          | 323.5          |
| EXTRACCION DE PETROLEO        | 283.5          | 285.2          | 240.7          | 255.2          | 258.9          | 243.6          | 225.4          | 196.3          | 175.9          | 173.9          |
| EXTRACCION DE MINERALES       | 170.8          | 174.7          | 174.0          | 179.3          | 194.4          | 189.3          | 194.6          | 160.8          | 161.6          | 149.5          |
| INDUSTRIAS MANUFACTURERAS     | 872.6          | 862.4          | 705.9          | 746.3          | 779.9          | 901.5          | 1017.1         | 903.1          | 749.5          | 706.4          |
| INDUSTRIA ALIMENTICIA         | 231.8          | 236.8          | 209.2          | 216.5          | 222.6          | 270.8          | 294.8          | 275.3          | 226.7          | 215.8          |
| FAB.PRODUCTOS LACTEOS         | 10.4           | 10.7           | 10.0           | 9.2            | 9.3            | 9.7            | 11.4           | 11.0           | 9.2            | 8.9            |
| ELABORACION DE PESCADO        | 14.5           | 10.7           | 8.6            | 16.7           | 15.7           | 18.2           | 14.2           | 21.4           | 25.7           | 25.3           |
| HARINA,ACEITE PESCADO         | 16.5           | 23.2           | 2.0            | 6.6            | 10.3           | 16.1           | 14.4           | 13.4           | 14.4           | 12.1           |
| MOLINERIA Y PANADERIA         | 37.8           | 38.2           | 38.4           | 43.5           | 38.1           | 40.9           | 46.8           | 44.1           | 34.8           | 29.7           |
| ELAB.REFINAC.DE AZUCAR        | 8.5            | 10.3           | 7.5            | 10.2           | 12.2           | 10.0           | 9.3            | 9.6            | 10.1           | 10.2           |
| FAB.OTROS PROD.ALIMENT.       | 70.2           | 69.6           | 68.3           | 62.5           | 63.0           | 73.4           | 86.1           | 86.9           | 67.1           | 68.0           |
| BEBIDAS Y TABACO              | 73.9           | 74.1           | 74.6           | 67.8           | 74.1           | 102.6          | 112.6          | 89.0           | 65.5           | 61.5           |
| INDUSTRIA TEXTIL Y CUERO      | 130.5          | 125.5          | 107.7          | 117.0          | 130.1          | 141.5          | 149.4          | 150.2          | 137.5          | 118.5          |
| FAB. DE TEXTILES              | 70.4           | 65.5           | 57.6           | 65.3           | 76.7           | 81.4           | 82.9           | 87.0           | 81.3           | 69.4           |
| FAB. PRENDAS DE VESTIR        | 42.4           | 43.5           | 36.2           | 38.3           | 40.2           | 45.0           | 50.0           | 49.7           | 46.3           | 41.1           |
| PREPARACION DEL CUERO         | 4.7            | 4.7            | 4.1            | 3.9            | 3.6            | 4.0            | 4.3            | 3.7            | 2.9            | 2.3            |
| FAB. DE CALZADO               | 13.1           | 11.9           | 9.7            | 9.5            | 9.6            | 11.2           | 12.2           | 9.8            | 7.1            | 5.6            |
| INDUSTRIA MADERA, MUEBLES     | 39.6           | 42.4           | 34.6           | 36.2           | 37.4           | 44.7           | 47.0           | 42.3           | 40.2           | 38.4           |
| INDUSTRIA DEL PAPEL           | 53.4           | 46.4           | 43.2           | 42.8           | 39.9           | 46.0           | 54.0           | 53.8           | 28.3           | 31.6           |
| FAB. PAPEL Y PRODUCTOS        | 18.6           | 13.4           | 12.1           | 12.0           | 11.4           | 13.6           | 16.1           | 14.7           | 8.1            | 9.1            |
| IMPRESION Y EDICION           | 34.8           | 33.0           | 31.1           | 30.8           | 28.5           | 32.4           | 37.9           | 39.1           | 20.3           | 22.6           |
| INDUSTRIA QUIMICA             | 106.6          | 107.1          | 79.3           | 87.4           | 90.5           | 111.5          | 130.9          | 113.4          | 80.6           | 78.9           |
| QUIMICOS BASICOS              | 26.0           | 26.6           | 19.9           | 26.1           | 25.7           | 30.6           | 32.8           | 30.0           | 22.2           | 21.3           |
| FARMACEUT. MEDICAMENTOS       | 18.3           | 18.3           | 13.9           | 9.9            | 12.1           | 15.0           | 20.6           | 18.0           | 10.9           | 10.4           |
| OTROS PROD. QUIMICOS          | 28.5           | 28.6           | 26.2           | 23.5           | 24.8           | 33.3           | 41.6           | 35.9           | 24.5           | 25.4           |
| REFINACION DE PETROLEO        | 10.9           | 11.2           | 1.2            | 8.8            | 8.6            | 8.7            | 9.0            | 8.6            | 8.2            | 8.1            |
| CAUCHO Y PLASTICO             | 22.9           | 22.4           | 18.0           | 19.1           | 19.4           | 24.0           | 26.9           | 20.9           | 14.8           | 13.7           |
| FAB. PROD. NO METALICOS       | 38.7           | 37.6           | 33.2           | 31.9           | 31.8           | 43.3           | 59.9           | 57.3           | 35.9           | 34.8           |
| INDUSTRIAS METALICAS BAS.     | 153.3          | 159.3          | 141.2          | 153.9          | 163.1          | 155.3          | 154.9          | 122.1          | 146.7          | 132.9          |
| SIDERURGIA                    | 21.9           | 17.9           | 15.2           | 17.0           | 18.8           | 22.6           | 27.1           | 21.8           | 16.6           | 15.7           |
| TRANSF.METAL.NO FERROSO       | 131.4          | 141.3          | 126.1          | 136.9          | 144.3          | 132.8          | 127.7          | 100.4          | 130.2          | 117.1          |
| FAB. DE PROD. METALICOS       | 101.5          | 91.3           | 46.0           | 48.9           | 54.2           | 75.4           | 108.6          | 73.5           | 44.2           | 45.7           |
| PROD. METALICOS               | 25.9           | 22.8           | 12.9           | 14.0           | 14.5           | 20.3           | 28.5           | 19.6           | 10.9           | 10.3           |
| CONST.MAQ.NO ELECTRICA        | 11.7           | 9.4            | 5.4            | 4.4            | 5.0            | 12.1           | 15.5           | 9.1            | 5.5            | 6.4            |
| MAQUINARIA ELECTRICA          | 27.8           | 23.1           | 15.2           | 16.6           | 21.2           | 25.7           | 30.3           | 23.2           | 14.9           | 13.9           |
| CONST.MATERIAL TRANSP.        | 36.2           | 36.0           | 12.6           | 13.8           | 13.5           | 17.3           | 34.3           | 21.6           | 12.9           | 15.1           |
| OTROS PROD.MANUF.DIVERSOS     | 17.2           | 15.9           | 11.5           | 11.7           | 10.1           | 13.0           | 17.5           | 15.3           | 9.4            | 9.9            |
| ELECTRICIDAD Y AGUA           | 41.9           | 45.3           | 38.0           | 38.2           | 40.5           | 47.6           | 51.3           | 51.6           | 50.0           | 47.9           |
| LUZ Y FUERZA ELECTRICA        | 36.6           | 39.0           | 32.3           | 33.1           | 35.0           | 41.0           | 44.2           | 44.4           | 42.9           | 40.8           |
| SUMINISTRO DE AGUA            | 5.2            | 6.4            | 5.8            | 5.1            | 5.5            | 6.6            | 7.1            | 7.2            | 7.1            | 7.1            |
| CONSTRUCCION                  | 225.0          | 229.5          | 181.7          | 183.2          | 164.0          | 199.0          | 234.3          | 218.5          | 186.4          | 192.6          |
| CONST. PUBLICA                | --             | --             | --             | --             | --             | --             | --             | --             | --             | --             |
| CONST. PRIVADA                | --             | --             | --             | --             | --             | --             | --             | --             | --             | --             |
| COMERCIO                      | 562.0          | 558.9          | 458.1          | 467.7          | 471.5          | 543.2          | 596.6          | 534.4          | 456.5          | 438.7          |
| TRANSPORTES Y COMUNICAC.      | 251.5          | 247.7          | 230.2          | 231.4          | 237.8          | 257.7          | 283.5          | 268.1          | 239.5          | 222.9          |
| TRANSPORTE TERRESTRE          | 161.0          | 160.6          | 142.0          | 143.6          | 147.2          | 156.3          | 168.8          | 153.9          | 127.3          | 118.1          |
| TRANSPORTE POR AGUA           | 47.3           | 41.0           | 39.0           | 34.2           | 36.1           | 38.4           | 43.6           | 38.7           | 33.6           | 30.9           |
| TRANSPORTE AEREO              | 14.4           | 13.8           | 13.2           | 11.9           | 11.5           | 13.6           | 15.1           | 13.2           | 10.2           | 9.4            |
| COMUNICACIONES                | 28.8           | 32.3           | 35.9           | 41.7           | 43.0           | 49.4           | 56.1           | 62.3           | 68.4           | 64.5           |
| FINANCIERO                    | 107.6          | 114.6          | 116.6          | 114.5          | 132.0          | 130.2          | 139.5          | 137.8          | 129.4          | 130.4          |
| SEGUROS                       | 10.9           | 7.9            | 6.0            | 6.2            | 7.9            | 10.4           | 11.0           | 5.8            | 7.0            | 7.2            |
| ALQUILER DE VIVIENDA          | 90.6           | 92.2           | 93.2           | 94.5           | 95.3           | 98.1           | 101.5          | 101.6          | 102.7          | 102.8          |
| PROD.SERV.PRESTA.EMPRESAS     | 201.9          | 195.8          | 175.6          | 176.3          | 189.2          | 209.1          | 231.7          | 197.0          | 190.2          | 185.9          |
| RESTAURANTES Y HOTELES        | 127.0          | 130.3          | 131.8          | 136.7          | 146.0          | 161.7          | 177.8          | 155.0          | 133.2          | 128.0          |
| SERVICIOS HOGARES MERCANT.    | 88.5           | 87.4           | 81.6           | 83.6           | 87.1           | 93.8           | 99.2           | 88.4           | 77.7           | 73.7           |
| SERVICIOS HOGARES NO MERC.    | 33.6           | 35.1           | 37.2           | 38.6           | 39.5           | 41.0           | 43.4           | 39.7           | 37.1           | 33.8           |
| SALUD PRIVADA                 | 32.3           | 31.6           | 32.8           | 35.0           | 35.6           | 37.8           | 39.0           | 36.2           | 33.4           | 29.3           |
| EDUCACION PRIVADA             | 13.1           | 13.5           | 13.5           | 14.4           | 15.5           | 16.0           | 16.7           | 16.5           | 16.2           | 16.2           |
| COMISION IMPUTADA             | (89.3)         | (90.2)         | (98.4)         | (88.4)         | (111.2)        | (125.2)        | (127.2)        | (125.1)        | (118.4)        | (122.1)        |
| PRODUC.DE SERV.GUBERNAM.      | 239.8          | 241.7          | 257.9          | 277.6          | 279.0          | 302.5          | 316.9          | 288.5          | 247.5          | 227.3          |
| SALUD PUBLICA                 | 23.8           | 24.4           | 25.1           | 27.5           | 31.2           | 32.5           | 31.8           | 31.2           | 26.5           | 23.1           |
| EDUCACION PUBLICA             | 91.2           | 95.3           | 99.3           | 104.9          | 108.0          | 110.3          | 118.8          | 93.5           | 80.4           | 75.2           |
| OTROS PROD.SERV.GUBERN.       | 124.7          | 122.1          | 133.5          | 145.1          | 139.8          | 159.6          | 166.2          | 163.8          | 140.6          | 129.0          |
| VALOR AGREGADO                | 3,679.3        | 3,691.9        | 3,258.5        | 3,417.7        | 3,506.3        | 3,828.3        | 4,147.0        | 3,807.5        | 3,382.9        | 3,208.2        |
| DERECHOS DE IMPORTACION       | 128.4          | 123.9          | 75.7           | 77.1           | 67.6           | 75.9           | 87.7           | 73.7           | 47.8           | 56.0           |
| <b>PRODUCTO BRUTO INTERNO</b> | <b>3,807.7</b> | <b>3,815.8</b> | <b>3,334.2</b> | <b>3,494.8</b> | <b>3,573.9</b> | <b>3,904.2</b> | <b>4,234.7</b> | <b>3,881.3</b> | <b>3,430.7</b> | <b>3,264.2</b> |

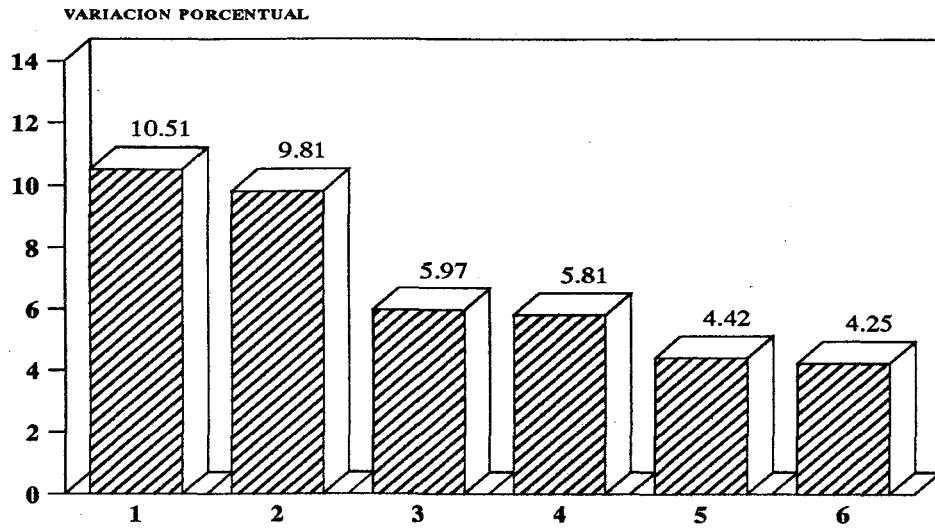
NOTAS:

\* Preliminar.

\*\* Estimado.

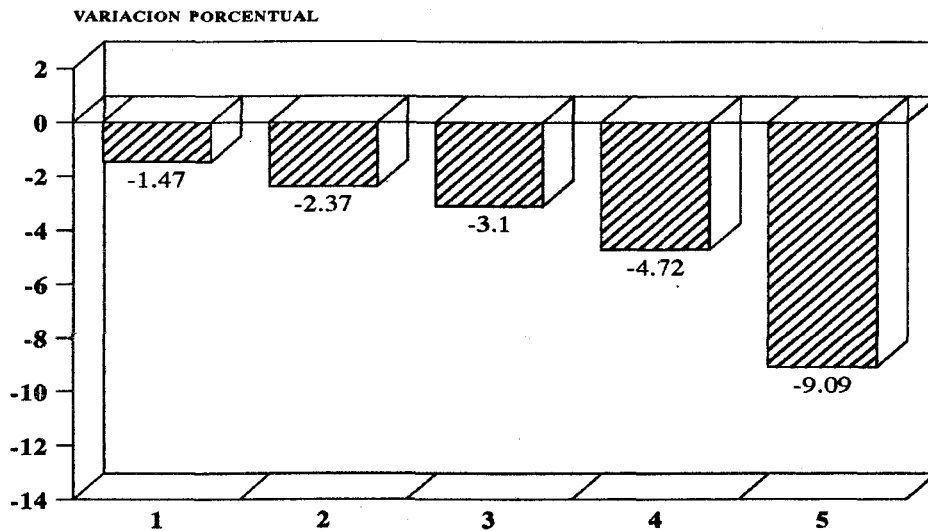
FUENTE: Instituto Nacional de Estadística e Informática, OFERTA Y DEMANDA GLOBAL 1990.

**GRAFICO II.1**  
**PRODUCTO BRUTO INTERNO**  
**SECTORES DE MAYOR CRECIMIENTO 1970-1990**



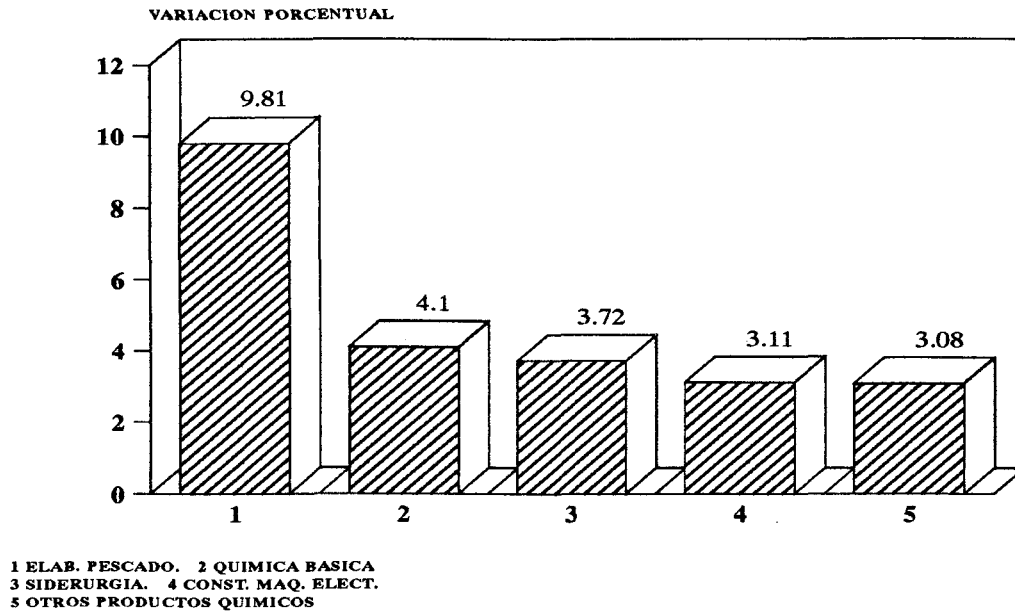
1 COMUNICACIONES. 2 ELAB. PESCADO  
 3 LUZ Y FUERZA ELEC. 4 SUMINISTRO AGUA  
 5 FINANCIERO. 6 SALUD PRIVADA

**GRAFICO II.2**  
**PRODUCTO BRUTO INTERNO**  
**SECTORES DE MENOR CRECIMIENTO 1970-1990**

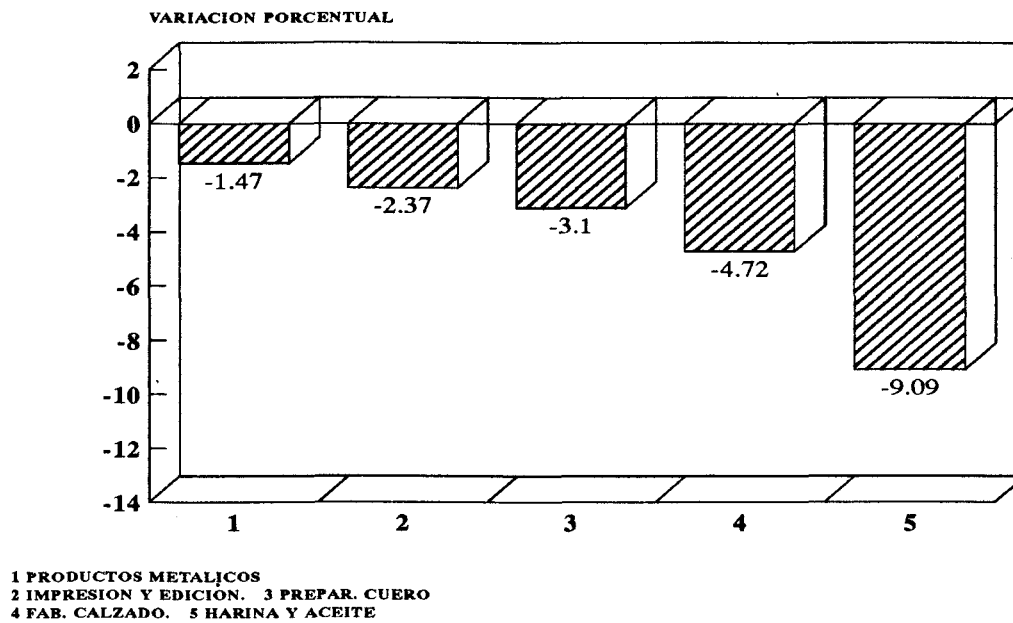


1 PROD.METALICOS. 2 IMPRESION Y EDICION  
 3 PREPAR. CUERO. 4 FAB. DE CALZADO  
 5 HARINA Y ACEITE DE PESCADO

**GRAFICO II.3**  
**PRODUCCION INDUSTRIAL**  
**SECTORES DE MAYOR CRECIMIENTO 1970-1990**



**GRAFICO II.4**  
**PRODUCCION INDUSTRIAL**  
**SECTORES DE MENOR CRECIMIENTO 1970-1990**



Cuadro II.3

OFERTA Y DEMANDA GLOBAL NOMINAL: 1950-1990  
(NUEVOS SOLES CORRIENTES)

| AÑOS    | PRODUCTO BRUTO INTERNO | IMPOR-TACIONES | OFERTA GLOBAL   | CONSUMO PRIVADO | CONSUMO DEL GOB. GENERAL | GASTO DE CONSUMO FINAL | FORMACION BRUTA DE CAPITAL Fijo |               | VARIACION DE EXISTENCIAS | FORMACION BRUTA DE CAPITAL | DEMANDA FINAL INTERNA | EXPORTACIONES   | DEMANDA GLOBAL  |
|---------|------------------------|----------------|-----------------|-----------------|--------------------------|------------------------|---------------------------------|---------------|--------------------------|----------------------------|-----------------------|-----------------|-----------------|
|         |                        |                |                 |                 |                          |                        | CONST.                          | EQUIPO        |                          |                            |                       |                 |                 |
| 1950    | 18.3                   | 3.1            | 21.4            | 13.7            | 1.2                      | 15.0                   | 1.6                             | 1.2           | 2.9                      | 0.1                        | 3.0                   | 17.9            | 21.4            |
| 1951    | 22.7                   | 4.6            | 27.3            | 17.3            | 1.5                      | 18.8                   | 2.5                             | 1.9           | 4.4                      | (0.4)                      | 4.1                   | 22.8            | 27.3            |
| 1952    | 24.8                   | 5.4            | 30.3            | 18.3            | 1.7                      | 20.0                   | 3.3                             | 2.2           | 5.6                      | 0.3                        | 5.8                   | 25.8            | 30.3            |
| 1953    | 27.7                   | 6.0            | 33.7            | 20.1            | 1.9                      | 22.0                   | 4.2                             | 2.6           | 6.8                      | 0.4                        | 7.2                   | 29.2            | 33.7            |
| 1954    | 31.1                   | 6.1            | 37.2            | 23.3            | 2.3                      | 25.6                   | 4.0                             | 2.3           | 6.3                      | (0.5)                      | 5.9                   | 31.5            | 37.2            |
| 1955    | 34.1                   | 7.9            | 42.0            | 25.9            | 2.5                      | 28.4                   | 5.3                             | 2.5           | 7.8                      | (0.4)                      | 7.4                   | 35.8            | 42.0            |
| 1956    | 38.1                   | 9.3            | 47.4            | 27.5            | 3.2                      | 30.7                   | 6.4                             | 3.2           | 10.5                     | (0.9)                      | 9.6                   | 40.3            | 47.4            |
| 1957    | 43.9                   | 10.8           | 54.7            | 29.6            | 3.8                      | 33.5                   | 7.5                             | 4.0           | 12.3                     | 1.5                        | 13.8                  | 47.3            | 54.7            |
| 1958    | 47.0                   | 11.9           | 58.9            | 33.8            | 4.3                      | 38.0                   | 8.2                             | 4.8           | 13.0                     | (0.2)                      | 12.8                  | 50.9            | 58.9            |
| 1959    | 54.9                   | 12.0           | 66.8            | 38.6            | 5.8                      | 44.3                   | 6.8                             | 5.0           | 11.8                     | 0.1                        | 11.9                  | 56.3            | 66.8            |
| 1960    | 67.5                   | 14.3           | 81.8            | 44.3            | 7.2                      | 51.5                   | 7.7                             | 5.7           | 13.4                     | 0.6                        | 16.1                  | 67.6            | 81.8            |
| 1961    | 75.1                   | 17.3           | 92.4            | 49.4            | 9.1                      | 58.5                   | 9.8                             | 7.4           | 17.2                     | 0.6                        | 17.8                  | 76.3            | 92.4            |
| 1962    | 85.8                   | 19.4           | 105.2           | 56.3            | 10.3                     | 66.6                   | 12.0                            | 9.2           | 21.2                     | (0.2)                      | 21.0                  | 87.6            | 105.2           |
| 1963    | 94.0                   | 20.9           | 114.9           | 64.5            | 11.7                     | 76.2                   | 11.1                            | 9.7           | 20.8                     | 0.1                        | 20.9                  | 97.1            | 114.9           |
| 1964    | 112.1                  | 22.1           | 134.2           | 74.1            | 15.0                     | 89.1                   | 12.8                            | 9.0           | 21.8                     | 1.6                        | 23.4                  | 112.5           | 134.2           |
| 1965    | 133.4                  | 26.4           | 159.8           | 93.2            | 17.8                     | 110.9                  | 16.2                            | 11.1          | 27.4                     | (0.2)                      | 27.2                  | 138.1           | 159.8           |
| 1966    | 160.8                  | 31.4           | 192.2           | 111.7           | 21.1                     | 132.9                  | 19.0                            | 13.1          | 32.1                     | 1.7                        | 33.9                  | 166.7           | 192.2           |
| 1967    | 185.0                  | 37.8           | 222.8           | 133.3           | 23.2                     | 156.5                  | 18.1                            | 13.8          | 31.9                     | 5.4                        | 37.3                  | 193.9           | 222.8           |
| 1968    | 219.9                  | 41.9           | 261.8           | 158.8           | 27.5                     | 186.4                  | 18.1                            | 14.6          | 32.7                     | 2.5                        | 35.2                  | 221.6           | 261.8           |
| 1969    | 246.3                  | 41.8           | 288.1           | 175.1           | 30.4                     | 205.4                  | 20.6                            | 15.0          | 35.6                     | 3.6                        | 39.3                  | 244.7           | 288.1           |
| 1970    | 280.0                  | 44.8           | 324.8           | 197.1           | 34.2                     | 233.3                  | 24.1                            | 17.2          | 41.3                     | 2.1                        | 43.4                  | 274.7           | 324.8           |
| 1971    | 312.3                  | 47.4           | 359.7           | 220.6           | 38.8                     | 259.4                  | 27.4                            | 20.9          | 48.3                     | 7.6                        | 55.9                  | 315.8           | 359.7           |
| 1972    | 346.2                  | 51.2           | 397.4           | 250.3           | 45.5                     | 295.8                  | 32.9                            | 20.8          | 53.6                     | (1.0)                      | 62.2                  | 348.5           | 397.4           |
| 1973    | 414.2                  | 65.3           | 479.5           | 285.1           | 53.5                     | 338.6                  | 43.7                            | 38.5          | 82.2                     | 2.1                        | 84.2                  | 422.8           | 479.5           |
| 1974    | 522.1                  | 114.5          | 636.7           | 366.0           | 60.0                     | 426.0                  | 60.3                            | 42.6          | 120.6                    | 14.4                       | 135.0                 | 561.0           | 636.7           |
| 1975    | 665.4                  | 146.0          | 811.4           | 492.9           | 82.2                     | 575.1                  | 70.3                            | 76.4          | 146.7                    | 17.4                       | 164.1                 | 739.2           | 811.4           |
| 1976    | 875.5                  | 177.1          | 1,052.7         | 648.5           | 106.7                    | 755.2                  | 98.0                            | 83.1          | 181.1                    | 10.9                       | 192.0                 | 947.2           | 1,052.7         |
| 1977    | 1,192.7                | 271.0          | 1,463.6         | 877.1           | 167.9                    | 1,044.9                | 137.6                           | 109.5         | 247.0                    | (17.9)                     | 229.1                 | 1,274.1         | 1,463.6         |
| 1978    | 1,901.3                | 381.3          | 2,282.7         | 1,307.9         | 212.2                    | 1,520.1                | 203.0                           | 174.1         | 377.1                    | (8.7)                      | 368.3                 | 1,888.5         | 2,282.7         |
| 1979    | 3,490.1                | 666.2          | 4,156.4         | 2,130.7         | 300.7                    | 2,431.4                | 412.6                           | 311.0         | 723.6                    | 33.2                       | 756.8                 | 3,188.2         | 4,156.4         |
| 1980    | 5,968.4                | 1,329.0        | 7,297.4         | 3,638.5         | 666.7                    | 4,325.2                | 752.8                           | 648.9         | 1,401.7                  | 238.7                      | 1,640.4               | 5,965.6         | 7,297.4         |
| 1981    | 10,658.4               | 2,377.5        | 13,035.9        | 6,738.4         | 1,215.2                  | 7,953.6                | 1,543.8                         | 1,227.7       | 2,771.6                  | 575.5                      | 3,347.1               | 11,300.6        | 13,035.9        |
| 1982    | 17,908.9               | 3,828.8        | 21,737.7        | 11,069.5        | 2,259.6                  | 13,329.1               | 3,010.8                         | 1,928.3       | 4,939.1                  | 663.9                      | 5,603.0               | 18,932.2        | 21,737.7        |
| 1983    | 32,448.0               | 6,223.9        | 38,671.9        | 21,098.7        | 4,076.9                  | 25,175.6               | 4,773.2                         | 2,671.6       | 7,444.8                  | 171.9                      | 7,616.7               | 32,792.3        | 38,671.9        |
| 1984    | 72,410.2               | 10,794.4       | 83,204.6        | 45,532.4        | 8,103.6                  | 53,636.0               | 10,692.1                        | 5,611.4       | 16,303.6                 | 414.0                      | 16,083.0              | 69,719.0        | 83,204.6        |
| 1985    | 197,903.3              | 30,304.2       | 228,207.4       | 123,412.2       | 22,457.5                 | 145,869.7              | 28,598.0                        | 26,066.3      | 80,535.2                 | 3,232.2                    | 83,767.4              | 188,596.2       | 228,207.4       |
| 1986    | 373,976.3              | 53,534.1       | 427,510.4       | 254,986.7       | 43,336.1                 | 368,875.0              | 54,468.9                        | 50,297.8      | 168,686.3                | 11,408.7                   | 168,686.3             | 382,090.2       | 427,510.4       |
| 1987    | 739,438.8              | 89,230.7       | 828,669.5       | 497,603.1       | 93,832.8                 | 591,455.9              | 106,979.9                       | 50,297.8      | 157,277.6                | 3,232.2                    | 168,686.3             | 760,142.2       | 828,669.5       |
| 1988    | 4,942,317.0            | 602,824.0      | 5,545,141.0     | 3,214,245.0     | 474,630.0                | 3,688,875.0            | 844,621.0                       | 374,605.0     | 1,219,226.0              | 73,024.0                   | 1,292,250.0           | 4,981,125.0     | 5,545,141.0     |
| * 1989  | 115,340,193.0          | 13,144,043.0   | 128,484,236.0   | 79,180,917.0    | 11,126,537.0             | 90,307,454.0           | 16,104,531.0                    | 7,580,335.0   | 23,684,866.0             | 93,193.0                   | 23,778,059.0          | 114,085,513.0   | 128,484,236.0   |
| ** 1990 | 7,672,971,577.0        | 814,155,288.0  | 8,487,126,865.0 | 5,431,757,466.0 | 459,446,486.0            | 5,891,203,952.0        | 959,966,021.0                   | 471,236,278.0 | 1,431,202,299.0          | 325,771,784.0              | 1,756,974,083.0       | 7,648,178,035.0 | 8,487,126,865.0 |

NOTAS:

\* Preliminar.

\*\* Estimado.

FUENTE: Instituto Nacional de Estadística e Informática, OFERTA Y DEMANDA GLOBAL 1990.

Cuadro II.4

OFERTA Y DEMANDA GLOBAL REAL: 1950-1990  
(EN NUEVOS SOLES DE 1979)

| AÑOS   | PRODUCTO BRUTO INTERNO | IMPOR-TACIONES | OFERTA GLOBAL | CONSUMO PRIVADO | CONSUMO DEL GOB. GENERAL | GASTO DE CONSUMO FINAL | FORM. BRUTA DE CAPITAL FIJO |        | VARIACION DE EXIST. | FORMAC. BRUTA DE CAPITAL | DEMANDA FINAL INTERNA | EXPOR-TACIONES | DEMANDA GLOBAL |
|--------|------------------------|----------------|---------------|-----------------|--------------------------|------------------------|-----------------------------|--------|---------------------|--------------------------|-----------------------|----------------|----------------|
|        |                        |                |               |                 |                          |                        | CONST.                      | EQUIPO |                     |                          |                       |                |                |
| 1950   | 865.6                  | 121.7          | 987.2         | 608.0           | 53.0                     | 661.1                  | 103.2                       | 54.4   | 157.7               | 158.1                    | 819.2                 | 168.1          | 987.2          |
| 1951   | 936.5                  | 164.4          | 1,100.8       | 664.1           | 54.6                     | 718.6                  | 135.0                       | 76.1   | 211.1               | 217.5                    | 936.1                 | 164.7          | 1,100.8        |
| 1952-  | 994.9                  | 182.3          | 1,177.1       | 677.0           | 60.7                     | 737.7                  | 159.0                       | 85.5   | 244.5               | 250.2                    | 987.9                 | 189.3          | 1,177.1        |
| 1953   | 1,048.0                | 197.8          | 1,245.7       | 705.3           | 61.9                     | 767.3                  | 174.0                       | 91.4   | 265.4               | 271.2                    | 1038.5                | 207.2          | 1,245.7        |
| 1954   | 1,115.6                | 173.6          | 1,289.2       | 759.9           | 73.5                     | 833.3                  | 151.0                       | 72.1   | 223.2               | 234.6                    | 1067.9                | 221.3          | 1,289.2        |
| 1955   | 1,168.8                | 222.3          | 1,391.1       | 813.8           | 73.4                     | 887.2                  | 183.3                       | 77.2   | 260.5               | 271.6                    | 1158.8                | 232.3          | 1,391.1        |
| 1956   | 1,219.0                | 261.0          | 1,480.0       | 828.2           | 77.7                     | 906.0                  | 204.4                       | 117.3  | 321.6               | 322.6                    | 1228.6                | 251.4          | 1,480.0        |
| 1957   | 1,301.3                | 286.9          | 1,588.2       | 874.0           | 89.9                     | 964.0                  | 218.0                       | 133.8  | 351.8               | 365.5                    | 1329.5                | 258.7          | 1,588.2        |
| 1958   | 1,293.9                | 253.2          | 1,547.1       | 877.0           | 89.9                     | 966.8                  | 202.1                       | 111.6  | 313.7               | 319.8                    | 1286.6                | 260.5          | 1,547.1        |
| 1959   | 1,341.4                | 211.9          | 1,553.3       | 885.6           | 100.7                    | 986.3                  | 146.7                       | 100.5  | 247.1               | 272.5                    | 1258.7                | 294.6          | 1,553.3        |
| 1960   | 1,504.7                | 253.4          | 1,758.1       | 926.6           | 118.3                    | 1,044.9                | 157.0                       | 108.9  | 265.9               | 334.6                    | 1379.5                | 378.6          | 1,758.1        |
| 1961   | 1,615.8                | 308.1          | 1,924.0       | 989.4           | 136.7                    | 1,126.1                | 195.2                       | 140.8  | 335.9               | 351.1                    | 1477.2                | 446.7          | 1,924.0        |
| 1962   | 1,750.8                | 347.6          | 2,098.4       | 1,092.3         | 143.7                    | 1,236.0                | 211.0                       | 172.4  | 383.4               | 385.5                    | 1621.5                | 476.9          | 2,098.4        |
| 1963   | 1,815.6                | 384.4          | 2,199.9       | 1,201.0         | 152.1                    | 1,353.0                | 184.2                       | 179.9  | 364.1               | 378.6                    | 1731.6                | 468.3          | 2,199.9        |
| 1964   | 1,935.4                | 410.6          | 2,345.9       | 1,274.2         | 171.1                    | 1,445.3                | 194.6                       | 164.3  | 358.9               | 400.0                    | 1845.3                | 500.6          | 2,345.9        |
| 1965   | 2,030.9                | 479.9          | 2,510.8       | 1,371.1         | 182.7                    | 1,553.7                | 230.2                       | 198.4  | 428.5               | 442.0                    | 1995.7                | 515.1          | 2,510.8        |
| 1966   | 2,201.6                | 544.0          | 2,745.5       | 1,491.0         | 182.9                    | 1,673.9                | 253.4                       | 227.4  | 480.8               | 532.5                    | 2206.3                | 539.2          | 2,745.5        |
| 1967   | 2,284.9                | 603.2          | 2,888.1       | 1,609.1         | 189.2                    | 1,798.4                | 227.0                       | 215.5  | 442.5               | 518.8                    | 2317.2                | 570.9          | 2,888.1        |
| 1968   | 2,293.0                | 548.4          | 2,841.4       | 1,625.8         | 201.3                    | 1,827.1                | 190.7                       | 185.5  | 376.1               | 387.0                    | 2214.1                | 627.3          | 2,841.4        |
| 1969   | 2,379.3                | 545.0          | 2,924.3       | 1,683.0         | 212.4                    | 1,895.5                | 203.2                       | 186.2  | 389.4               | 412.6                    | 2308.1                | 616.2          | 2,924.3        |
| 1970   | 2,518.6                | 582.2          | 3,100.8       | 1,785.4         | 223.0                    | 2,008.4                | 231.1                       | 204.9  | 436.0               | 441.0                    | 2449.4                | 651.4          | 3,100.8        |
| 1971   | 2,623.9                | 608.5          | 3,232.4       | 1,848.8         | 238.4                    | 2,087.1                | 254.9                       | 237.1  | 492.1               | 512.9                    | 2600.1                | 632.3          | 3,232.4        |
| 1972   | 2,699.2                | 606.9          | 3,306.1       | 1,908.8         | 254.1                    | 2,163.0                | 282.2                       | 228.4  | 510.6               | 452.0                    | 2615.0                | 691.1          | 3,306.1        |
| 1973   | 2,844.3                | 681.6          | 3,525.9       | 1,987.1         | 269.4                    | 2,256.6                | 333.0                       | 365.3  | 698.4               | 706.2                    | 2962.7                | 563.2          | 3,525.9        |
| 1974   | 3,107.4                | 866.7          | 3,974.0       | 2,122.1         | 285.6                    | 2,407.7                | 400.3                       | 484.1  | 884.4               | 973.8                    | 3381.6                | 592.5          | 3,974.0        |
| 1975   | 3,213.0                | 841.9          | 4,054.9       | 2,209.7         | 317.2                    | 2,526.9                | 408.7                       | 507.5  | 916.2               | 921.9                    | 3448.8                | 606.1          | 4,054.9        |
| 1976   | 3,276.1                | 735.9          | 4,011.9       | 2,249.3         | 332.5                    | 2,581.8                | 394.4                       | 394.1  | 788.5               | 803.3                    | 3385.1                | 626.9          | 4,011.9        |
| 1977   | 3,289.3                | 738.5          | 4,027.8       | 2,254.3         | 380.4                    | 2,634.8                | 384.6                       | 338.8  | 723.3               | 685.0                    | 3319.7                | 708.1          | 4,027.8        |
| 1978   | 3,298.6                | 558.5          | 3,857.1       | 2,081.7         | 332.2                    | 2,413.9                | 369.2                       | 289.8  | 659.0               | 643.5                    | 3057.4                | 799.7          | 3,857.1        |
| 1979   | 3,490.1                | 666.2          | 4,156.4       | 2,130.7         | 300.7                    | 2,431.4                | 412.6                       | 311.0  | 723.6               | 756.8                    | 3188.2                | 968.2          | 4,156.4        |
| 1980   | 3,646.6                | 867.7          | 4,514.4       | 2,236.4         | 367.8                    | 2,604.2                | 463.1                       | 418.9  | 882.0               | 1,030.8                  | 3635.0                | 879.3          | 4,514.4        |
| 1981   | 3,807.7                | 1,005.8        | 4,813.5       | 2,355.8         | 362.0                    | 2,717.8                | 524.7                       | 499.4  | 1,024.1             | 1,242.2                  | 3960.0                | 853.5          | 4,813.5        |
| 1982   | 3,815.8                | 1,028.0        | 4,843.8       | 2,376.4         | 410.2                    | 2,786.6                | 533.6                       | 468.3  | 1,001.9             | 1,151.5                  | 3938.1                | 905.7          | 4,843.8        |
| 1983   | 3,334.2                | 723.4          | 4,057.6       | 2,167.1         | 374.2                    | 2,541.3                | 423.4                       | 276.6  | 700.0               | 704.2                    | 3245.5                | 812.1          | 4,057.6        |
| 1984   | 3,494.8                | 591.8          | 4,086.6       | 2,209.0         | 357.1                    | 2,566.1                | 424.5                       | 232.5  | 657.1               | 634.4                    | 3200.5                | 886.1          | 4,086.6        |
| 1985   | 3,573.9                | 540.6          | 4,114.5       | 2,255.7         | 369.7                    | 2,625.4                | 377.9                       | 205.0  | 582.9               | 564.1                    | 3189.4                | 925.1          | 4,114.5        |
| 1986   | 3,904.2                | 650.7          | 4,554.9       | 2,592.6         | 382.3                    | 2,974.9                | 463.7                       | 226.1  | 689.8               | 749.0                    | 3723.9                | 831.1          | 4,554.9        |
| 1987   | 4,234.7                | 747.4          | 4,982.1       | 2,847.2         | 404.8                    | 3,251.9                | 551.5                       | 266.7  | 818.2               | 959.4                    | 4,211.4               | 770.7          | 4,982.1        |
| 1988   | 3,581.3                | 680.4          | 4,261.7       | 2,636.5         | 340.7                    | 2,977.2                | 520.9                       | 183.4  | 704.3               | 869.5                    | 3,846.7               | 715.0          | 4,261.7        |
| 1989*  | 3,430.7                | 536.5          | 3,967.2       | 2,241.3         | 291.6                    | 2,532.9                | 438.1                       | 131.0  | 569.0               | 626.9                    | 3,112.7               | 854.5          | 3,967.2        |
| 1990** | 3,264.2                | 603.1          | 3,867.3       | 2,150.6         | 278.4                    | 2,429.0                | 452.5                       | 141.2  | 593.7               | 626.9                    | 3,055.9               | 811.4          | 3,867.3        |

NOTAS:

\* Preliminar.

\*\* Estimado.

FUENTE: Instituto Nacional de Estadística e Informática, OFERTA Y DEMANDA GLOBAL 1990.

Cuadro II.4

OFERTA Y DEMANDA GLOBAL REAL: 1950-1990  
(EN NUEVOS SOLES DE 1979)

| AÑOS   | PRODUCTO BRUTO INTERNO | IMPOR-TACIONES | OFERTA GLOBAL | CONSUMO PRIVADO | CONSUMO DEL GOB. GENERAL | GASTO DE CONSUMO FINAL | FORM. BRUTA DE CAPITAL FIJO |        | VARIACION DE EXIST. | FORMAC. BRUTA DE CAPITAL | DEMANDA FINAL INTERNA | EXPOR-TACIONES | DEMANDA GLOBAL |
|--------|------------------------|----------------|---------------|-----------------|--------------------------|------------------------|-----------------------------|--------|---------------------|--------------------------|-----------------------|----------------|----------------|
|        |                        |                |               |                 |                          |                        | CONST.                      | EQUIPO |                     |                          |                       |                |                |
| 1950   | 865.6                  | 121.7          | 987.2         | 608.0           | 53.0                     | 661.1                  | 103.2                       | 54.4   | 157.7               | 158.1                    | 819.2                 | 168.1          | 987.2          |
| 1951   | 936.5                  | 164.4          | 1,100.8       | 664.1           | 54.6                     | 718.6                  | 135.0                       | 76.1   | 211.1               | 217.5                    | 936.1                 | 164.7          | 1,100.8        |
| 1952   | 994.9                  | 182.3          | 1,177.1       | 677.0           | 60.7                     | 737.7                  | 159.0                       | 85.5   | 244.5               | 250.2                    | 987.9                 | 189.3          | 1,177.1        |
| 1953*  | 1,048.0                | 197.8          | 1,245.7       | 705.3           | 61.9                     | 767.3                  | 174.0                       | 91.4   | 265.4               | 271.2                    | 1038.5                | 207.2          | 1,245.7        |
| 1954   | 1,115.6                | 173.6          | 1,289.2       | 759.9           | 73.5                     | 833.3                  | 151.0                       | 72.1   | 223.2               | 234.6                    | 1067.9                | 221.3          | 1,289.2        |
| 1955   | 1,168.8                | 222.3          | 1,391.1       | 813.8           | 73.4                     | 887.2                  | 183.3                       | 77.2   | 260.5               | 271.6                    | 1158.8                | 232.3          | 1,391.1        |
| 1956   | 1,219.0                | 261.0          | 1,480.0       | 828.2           | 77.7                     | 906.0                  | 204.4                       | 117.3  | 321.6               | 322.6                    | 1228.6                | 251.4          | 1,480.0        |
| 1957   | 1,301.3                | 286.9          | 1,588.2       | 874.0           | 89.9                     | 964.0                  | 218.0                       | 133.8  | 351.8               | 365.5                    | 1329.5                | 258.7          | 1,588.2        |
| 1958   | 1,293.9                | 253.2          | 1,547.1       | 877.0           | 89.9                     | 966.8                  | 202.1                       | 111.6  | 313.7               | 319.8                    | 1286.6                | 260.5          | 1,547.1        |
| 1959   | 1,341.4                | 211.9          | 1,553.3       | 885.6           | 100.7                    | 986.3                  | 146.7                       | 100.5  | 247.1               | 272.5                    | 1258.7                | 294.6          | 1,553.3        |
| 1960   | 1,504.7                | 253.4          | 1,758.1       | 926.6           | 118.3                    | 1,044.9                | 157.0                       | 108.9  | 265.9               | 334.6                    | 1379.5                | 378.6          | 1,758.1        |
| 1961   | 1,615.8                | 308.1          | 1,924.0       | 989.4           | 136.7                    | 1,126.1                | 195.2                       | 140.8  | 335.9               | 351.1                    | 1477.2                | 446.7          | 1,924.0        |
| 1962   | 1,750.8                | 347.6          | 2,098.4       | 1,092.3         | 143.7                    | 1,236.0                | 211.0                       | 172.4  | 383.4               | 385.5                    | 1621.5                | 476.9          | 2,098.4        |
| 1963   | 1,815.6                | 384.4          | 2,199.9       | 1,201.0         | 152.1                    | 1,353.0                | 184.2                       | 179.9  | 364.1               | 378.6                    | 1731.6                | 468.3          | 2,199.9        |
| 1964   | 1,935.4                | 410.6          | 2,345.9       | 1,274.2         | 171.1                    | 1,445.3                | 194.6                       | 164.3  | 428.5               | 400.0                    | 1845.3                | 500.6          | 2,345.9        |
| 1965   | 2,030.9                | 479.9          | 2,510.8       | 1,371.1         | 182.7                    | 1,553.7                | 230.2                       | 198.4  | 442.5               | 442.0                    | 1995.7                | 515.1          | 2,510.8        |
| 1966   | 2,201.6                | 544.0          | 2,745.5       | 1,491.0         | 182.9                    | 1,673.9                | 253.4                       | 227.4  | 480.8               | 532.5                    | 2206.3                | 539.2          | 2,745.5        |
| 1967   | 2,284.9                | 603.2          | 2,888.1       | 1,609.1         | 189.2                    | 1,798.4                | 227.0                       | 215.5  | 442.5               | 516.6                    | 2266.3                | 570.9          | 2,888.1        |
| 1968   | 2,293.0                | 548.4          | 2,841.4       | 1,625.8         | 201.3                    | 1,827.1                | 190.7                       | 185.5  | 376.1               | 387.0                    | 2214.1                | 627.3          | 2,841.4        |
| 1969   | 2,379.3                | 545.0          | 2,924.3       | 1,683.0         | 212.4                    | 1,895.5                | 203.2                       | 186.2  | 389.4               | 412.6                    | 2308.1                | 616.2          | 2,924.3        |
| 1970   | 2,518.6                | 582.2          | 3,100.8       | 1,785.4         | 223.0                    | 2,008.4                | 231.1                       | 204.9  | 436.0               | 441.0                    | 2449.4                | 651.4          | 3,100.8        |
| 1971   | 2,623.9                | 608.5          | 3,232.4       | 1,848.8         | 238.4                    | 2,071.1                | 254.9                       | 237.1  | 492.1               | 512.9                    | 2600.1                | 632.4          | 3,232.4        |
| 1972   | 2,699.2                | 606.9          | 3,306.1       | 1,908.8         | 254.1                    | 2,163.0                | 282.2                       | 228.4  | 510.6               | 452.0                    | 2615.0                | 691.1          | 3,306.1        |
| 1973   | 2,844.3                | 681.6          | 3,525.9       | 1,987.1         | 269.4                    | 2,256.6                | 333.0                       | 365.3  | 698.4               | 706.2                    | 2962.7                | 563.2          | 3,525.9        |
| 1974   | 3,107.4                | 866.7          | 3,974.0       | 2,122.1         | 285.6                    | 2,407.7                | 400.3                       | 484.1  | 884.4               | 973.8                    | 3381.6                | 592.5          | 3,974.0        |
| 1975   | 3,213.0                | 841.9          | 4,054.9       | 2,209.7         | 317.2                    | 2,526.9                | 408.7                       | 507.5  | 916.2               | 921.9                    | 3448.8                | 606.1          | 4,054.9        |
| 1976   | 3,276.1                | 735.9          | 4,011.9       | 2,249.3         | 332.5                    | 2,581.8                | 394.4                       | 594.1  | 788.5               | 803.3                    | 3385.1                | 626.9          | 4,011.9        |
| 1977   | 3,289.3                | 738.5          | 4,027.8       | 2,254.3         | 380.4                    | 2,634.8                | 384.6                       | 338.8  | 723.3               | 685.0                    | 3319.7                | 708.1          | 4,027.8        |
| 1978   | 3,298.6                | 558.5          | 3,857.1       | 2,081.7         | 332.2                    | 2,413.9                | 369.2                       | 289.8  | 659.0               | 643.5                    | 3057.4                | 799.7          | 3,857.1        |
| 1979   | 3,490.1                | 666.2          | 4,156.4       | 2,130.7         | 300.7                    | 2,431.4                | 412.6                       | 311.0  | 723.6               | 756.8                    | 3188.2                | 968.2          | 4,156.4        |
| 1980   | 3,646.6                | 867.7          | 4,514.4       | 2,236.4         | 367.8                    | 2,604.2                | 463.1                       | 418.9  | 882.0               | 1,030.8                  | 3635.0                | 879.3          | 4,514.4        |
| 1981   | 3,807.7                | 1,005.8        | 4,813.5       | 2,355.8         | 362.0                    | 2,717.8                | 524.7                       | 499.4  | 1,024.1             | 1,242.2                  | 3960.0                | 853.5          | 4,813.5        |
| 1982   | 3,815.8                | 1,028.0        | 4,843.8       | 2,376.4         | 410.2                    | 2,786.6                | 533.6                       | 468.3  | 1,001.9             | 1,151.5                  | 3938.1                | 905.7          | 4,843.8        |
| 1983   | 3,334.2                | 723.4          | 4,057.6       | 2,167.1         | 374.2                    | 2,541.3                | 423.4                       | 276.6  | 700.0               | 704.2                    | 3245.5                | 812.1          | 4,057.6        |
| 1984   | 3,494.8                | 591.8          | 4,086.6       | 2,209.0         | 357.1                    | 2,566.1                | 424.5                       | 232.5  | 657.1               | 634.4                    | 3200.5                | 886.1          | 4,086.6        |
| 1985   | 3,573.9                | 540.6          | 4,114.5       | 2,255.7         | 369.7                    | 2,625.4                | 377.9                       | 205.0  | 582.9               | 564.1                    | 3189.4                | 925.1          | 4,114.5        |
| 1986   | 3,904.2                | 650.7          | 4,554.9       | 2,592.6         | 382.3                    | 2,974.9                | 463.7                       | 226.1  | 689.8               | 749.0                    | 3723.9                | 831.1          | 4,554.9        |
| 1987   | 4,234.7                | 747.4          | 4,982.1       | 2,847.2         | 404.8                    | 3,251.9                | 551.5                       | 266.7  | 818.2               | 959.4                    | 4,211.4               | 770.7          | 4,982.1        |
| 1988   | 3,881.3                | 680.4          | 4,561.7       | 2,636.5         | 340.7                    | 2,977.2                | 438.1                       | 183.4  | 704.3               | 869.5                    | 3,846.7               | 715.0          | 4,561.7        |
| 1989*  | 3,430.7                | 536.5          | 3,967.2       | 2,241.3         | 291.6                    | 2,532.9                | 320.9                       | 131.0  | 569.0               | 579.9                    | 3,112.7               | 854.5          | 3,967.2        |
| 1990** | 3,264.2                | 603.1          | 3,867.3       | 2,150.6         | 278.4                    | 2,429.0                | 452.5                       | 141.2  | 593.7               | 626.9                    | 3,055.9               | 811.4          | 3,867.3        |

NOTAS:

\* Preliminar.

\*\* Estimado.

FUENTE: Instituto Nacional de Estadística e Informática, OFERTA Y DEMANDA GLOBAL 1990.

Cuadro II.5  
**INDICE DE VOLUMEN DE PRODUCCION DE LOS PRINCIPALES  
 PRODUCTOS AGRICOLAS: 1916-1990**  
 (1979=100)

| AÑOS  | ALGODON<br>EN RAMA | CAFE  | CANA DE<br>AZUCAR | MAIZ  | PAPA  | TRIGO | INDICE<br>TOTAL (1) |
|-------|--------------------|-------|-------------------|-------|-------|-------|---------------------|
| 1916  | n.d                | n.d   | 32.3              | n.d   | n.d   | n.d   | n.d                 |
| 1917  | n.d                | n.d   | 31.3              | n.d   | n.d   | n.d   | n.d                 |
| 1918  | n.d                | n.d   | 37.0              | n.d   | n.d   | 60.9  | n.d                 |
| 1919  | n.d                | n.d   | 38.1              | n.d   | n.d   | 70.0  | n.d                 |
| 1920  | n.d                | n.d   | 41.0              | n.d   | n.d   | 62.8  | n.d                 |
| 1921  | n.d                | n.d   | 33.7              | n.d   | n.d   | 80.0  | n.d                 |
| 1922  | n.d                | n.d   | 39.4              | n.d   | n.d   | 79.9  | n.d                 |
| 1923  | n.d                | n.d   | 40.2              | n.d   | n.d   | 74.3  | n.d                 |
| 1924  | n.d                | n.d   | 38.5              | n.d   | n.d   | 76.6  | n.d                 |
| 1925  | 47.4               | n.d   | 37.6              | n.d   | n.d   | 84.9  | n.d                 |
| 1926  | 57.6               | n.d   | 45.9              | n.d   | n.d   | 71.3  | n.d                 |
| 1927  | 60.7               | n.d   | 47.0              | n.d   | n.d   | 84.0  | n.d                 |
| 1928  | 53.6               | n.d   | 45.2              | n.d   | n.d   | 82.0  | n.d                 |
| 1929  | 69.7               | n.d   | 66.1              | n.d   | n.d   | 119.1 | n.d                 |
| 1930  | 62.7               | n.d   | 48.6              | n.d   | n.d   | 120.7 | n.d                 |
| 1931  | 57.9               | n.d   | 50.0              | n.d   | n.d   | 92.9  | n.d                 |
| 1932  | 59.0               | n.d   | 47.2              | n.d   | n.d   | 83.1  | n.d                 |
| 1933  | 66.1               | n.d   | 53.0              | n.d   | n.d   | 71.3  | n.d                 |
| 1934  | 83.2               | n.d   | 48.1              | n.d   | n.d   | 46.9  | n.d                 |
| 1935  | 94.7               | n.d   | 46.5              | n.d   | n.d   | 56.9  | n.d                 |
| 1936  | 92.4               | n.d   | 47.2              | n.d   | n.d   | 80.8  | n.d                 |
| 1937  | 89.8               | n.d   | 44.1              | n.d   | n.d   | 88.4  | n.d                 |
| 1938  | 96.3               | n.d   | 42.3              | n.d   | n.d   | 101.0 | n.d                 |
| 1939  | 91.7               | n.d   | 49.0              | n.d   | n.d   | 109.5 | n.d                 |
| 1940  | 92.7               | n.d   | 56.2              | n.d   | n.d   | 99.7  | n.d                 |
| 1941  | 81.1               | n.d   | 55.3              | n.d   | n.d   | 98.3  | n.d                 |
| 1942  | 77.5               | 3.6   | 56.4              | 72.1  | 37.0  | 98.9  | 41.5                |
| 1943  | 63.8               | 3.8   | 50.0              | 72.4  | 37.2  | 88.5  | 38.9                |
| 1944  | 76.0               | 4.3   | 49.7              | 74.8  | 37.7  | 82.8  | 42.2                |
| 1945  | 78.6               | 5.2   | 49.6              | 81.1  | 38.2  | 84.2  | 43.7                |
| 1946  | 80.1               | 4.5   | 46.8              | 87.5  | 38.8  | 88.8  | 45.2                |
| 1947  | 71.6               | 3.3   | 49.4              | 98.5  | 39.6  | 124.4 | 45.2                |
| 1948  | 67.8               | 3.3   | 58.3              | 39.3  | 63.6  | 134.0 | 46.1                |
| 1949  | 75.7               | 5.2   | 57.6              | 40.5  | 65.8  | 126.5 | 47.1                |
| 1950  | 79.1               | 5.3   | 52.6              | 42.8  | 80.5  | 140.9 | 50.1                |
| 1951  | 89.0               | 5.5   | 56.3              | 48.1  | 78.2  | 153.4 | 54.7                |
| 1952  | 102.8              | 8.4   | 59.3              | 51.7  | 77.6  | 158.8 | 59.6                |
| 1953  | 105.1              | 9.1   | 76.8              | 51.3  | 81.7  | 165.3 | 63.5                |
| 1954  | 124.2              | 9.1   | 82.6              | 48.8  | 85.7  | 129.8 | 66.6                |
| 1955  | 118.8              | 11.5  | 86.7              | 47.7  | 81.9  | 148.9 | 65.9                |
| 1956  | 125.9              | 11.4  | 83.5              | 42.7  | 59.8  | 120.8 | 59.8                |
| 1957  | 114.6              | 17.3  | 86.4              | 43.5  | 61.7  | 137.0 | 60.6                |
| 1958  | 129.1              | 20.2  | 97.2              | 47.3  | 72.1  | 124.7 | 68.4                |
| 1959  | 134.2              | 21.2  | 93.0              | 53.6  | 71.8  | 157.9 | 69.5                |
| 1960  | 148.3              | 30.8  | 97.2              | 54.5  | 67.6  | 0.0   | 75.7                |
| 1961  | 150.9              | 40.4  | 97.2              | 54.7  | 73.4  | 150.5 | 79.0                |
| 1962  | 163.4              | 42.7  | 103.0             | 74.0  | 64.4  | 149.7 | 83.6                |
| 1963  | 165.0              | 46.2  | 109.4             | 77.3  | 66.2  | 149.5 | 83.2                |
| 1964  | 158.8              | 50.0  | 105.1             | 80.9  | 90.3  | 140.3 | 90.6                |
| 1965  | 146.5              | 45.8  | 106.6             | 89.7  | 92.5  | 143.8 | 88.1                |
| 1966  | 136.2              | 49.7  | 120.3             | 93.5  | 88.4  | 142.1 | 90.3                |
| 1967  | 108.4              | 50.0  | 112.9             | 95.0  | 101.0 | 149.1 | 90.6                |
| 1968  | 117.1              | 61.3  | 103.4             | 85.7  | 93.9  | 117.0 | 85.6                |
| 1969  | 103.9              | 64.9  | 91.2              | 94.9  | 109.5 | 133.9 | 91.9                |
| 1970  | 101.6              | 62.0  | 107.9             | 98.9  | 113.8 | 122.8 | 97.5                |
| 1971  | 95.4               | 66.9  | 118.1             | 99.2  | 116.1 | 119.8 | 99.3                |
| 1972  | 92.0               | 66.5  | 122.4             | 101.1 | 101.1 | 117.7 | 93.1                |
| 1973  | 96.6               | 66.7  | 124.7             | 96.5  | 101.1 | 120.2 | 93.6                |
| 1974  | 105.2              | 66.2  | 130.6             | 97.5  | 101.6 | 124.8 | 96.1                |
| 1975  | 92.9               | 62.0  | 127.4             | 102.1 | 96.7  | 123.8 | 93.3                |
| 1976  | 67.4               | 62.0  | 125.0             | 116.8 | 98.3  | 124.9 | 92.0                |
| 1977  | 71.1               | 76.0  | 125.5             | 118.1 | 95.3  | 113.1 | 95.3                |
| 1978  | 81.4               | 83.6  | 113.3             | 94.9  | 100.0 | 102.3 | 92.3                |
| 1979  | 100.0              | 100.0 | 100.0             | 100.0 | 100.0 | 100.0 | 100.0               |
| 1980  | 105.1              | 90.1  | 79.6              | 72.8  | 81.4  | 75.6  | 84.8                |
| 1981  | 116.0              | 90.1  | 75.0              | 94.4  | 100.6 | 116.2 | 101.1               |
| 1982  | 105.0              | 85.3  | 92.5              | 101.6 | 106.2 | 98.8  | 103.6               |
| 1983  | 43.1               | 86.1  | 92.9              | 94.1  | 70.8  | 75.0  | 84.5                |
| 1984  | 83.0               | 86.2  | 99.3              | 124.8 | 86.3  | 81.8  | 107.6               |
| 1985  | 119.1              | 85.9  | 108.8             | 113.0 | 91.8  | 90.3  | 107.9               |
| 1986  | 124.5              | 90.9  | 89.2              | 141.0 | 97.8  | 118.6 | 109.4               |
| 1987  | 82.8               | 93.1  | 86.3              | 146.3 | 100.7 | 127.9 | 115.0               |
| 1988  | 115.8              | 94.1  | 84.6              | 146.2 | 124.3 | 149.6 | 125.6               |
| 1989  | 131.8              | 100.1 | 90.0              | 162.5 | 99.7  | 156.1 | 125.2               |
| 1990* | 98.1               | 76.0  | 86.5              | 99.9  | 70.2  | 92.6  | 95.3                |

NOTAS:

(1) El índice total se calculó ponderando los volúmenes de producción con los valores de producción a precio de comprador.

\* Preliminar.

FUENTE: Cuadros II.6 al II.12.

ELABORACION: Propia.

Cuadro II.6

**SUPERFICIE SEMBRADA Y PRODUCCION DE ARROZ EN  
CASCARA Y ARROZ PILADO : 1915-1990**

| AÑOS  | SUPERFICIE<br>SEMBRADA<br>(EN HAS.)<br>(a) | ARROZ EN CASCARA  |  | ARROZ PILADO      |  |
|-------|--|-------------------|--|-------------------|--|
|       |  | TOTAL T.M.<br>(b) | RENDIMIENTO<br>T.M./HA.<br>(c)=(b)/(a) | TOTAL T.M.<br>(d) | RENDIMIENTO<br>T.M./HA.<br>(e)=(d)/(a) |
| 1915  | 24,523                                     | n.d               | n.d.                                   | 33,300            | 1.358                                  |
| 1916  | 24,878                                     | 41,994            | 1.688                                  | 35,500            | 1.427                                  |
| 1917  | 28,467                                     | 59,581            | 2.093                                  | 37,989            | 1.334                                  |
| 1918  | 30,963                                     | 64,628            | 2.087                                  | 40,275            | 1.301                                  |
| 1919  | 29,360                                     | 63,790            | 2.173                                  | 36,034            | 1.227                                  |
| 1920  | 26,584                                     | 54,691            | 2.057                                  | 31,135            | 1.171                                  |
| 1921  | 28,647                                     | 54,902            | 1.917                                  | 71,075            | 2.481                                  |
| 1922  | 36,021                                     | 66,317            | 1.841                                  | 42,040            | 1.167                                  |
| 1923  | 34,739                                     | 65,141            | 1.875                                  | 38,722            | 1.115                                  |
| 1924  | 30,892                                     | 37,074            | 1.200                                  | 20,970            | 0.679                                  |
| 1925  | 27,085                                     | 44,229            | 1.633                                  | 25,167            | 0.929                                  |
| 1926  | 26,175                                     | 39,787            | 1.520                                  | 22,691            | 0.867                                  |
| 1927  | 34,908                                     | 53,510            | 1.533                                  | 32,412            | 0.928                                  |
| 1928  | 30,104                                     | 59,410            | 1.973                                  | 36,623            | 1.217                                  |
| 1929  | 47,451                                     | 104,171           | 2.195                                  | 57,658            | 1.215                                  |
| 1930  | 46,649                                     | 112,800           | 2.418                                  | 62,434            | 1.338                                  |
| 1931  | 47,727                                     | 101,752           | 2.132                                  | 62,335            | 1.306                                  |
| 1932  | 54,052                                     | 136,246           | 2.521                                  | 84,481            | 1.563                                  |
| 1933  | 59,788                                     | 88,091            | 1.473                                  | 54,804            | 0.917                                  |
| 1934  | 45,504                                     | 85,079            | 1.870                                  | 52,815            | 1.161                                  |
| 1935  | 47,103                                     | 77,728            | 1.650                                  | 47,448            | 1.007                                  |
| 1936  | 47,324                                     | 105,168           | 2.222                                  | 64,752            | 1.368                                  |
| 1937  | 36,603                                     | 65,273            | 1.783                                  | 40,689            | 1.112                                  |
| 1938  | 41,965                                     | 88,825            | 2.117                                  | 56,257            | 1.341                                  |
| 1939  | 41,882                                     | 91,245            | 2.179                                  | 57,789            | 1.380                                  |
| 1940  | 48,963                                     | 122,684           | 2.506                                  | 79,744            | 1.629                                  |
| 1941  | 61,862                                     | 151,335           | 2.446                                  | 101,836           | 1.646                                  |
| 1942  | 47,476                                     | 99,955            | 2.105                                  | 65,684            | 1.384                                  |
| 1943  | 51,077                                     | 116,468           | 2.280                                  | 76,228            | 1.492                                  |
| 1944  | 57,834                                     | 158,283           | 2.737                                  | 103,909           | 1.797                                  |
| 1945  | 59,615                                     | 159,424           | 2.674                                  | 104,679           | 1.756                                  |
| 1946  | 51,193                                     | 192,056           | 3.752                                  | 126,296           | 2.467                                  |
| 1947  | 46,309                                     | 148,219           | 3.201                                  | 98,812            | 2.134                                  |
| 1948  | 56,056                                     | 206,874           | 3.690                                  | 137,166           | 2.447                                  |
| 1949  | 48,037                                     | 162,128           | 3.375                                  | 106,783           | 2.223                                  |
| 1950  | 41,752                                     | 112,988           | 2.706                                  | 74,916            | 1.794                                  |
| 1951  | 51,449                                     | 206,735           | 4.018                                  | 137,074           | 2.664                                  |
| 1952  | 59,012                                     | 264,538           | 4.483                                  | 176,359           | 2.989                                  |
| 1953  | 65,835                                     | 277,245           | 4.211                                  | 184,831           | 2.807                                  |
| 1954  | 68,769                                     | 258,618           | 3.761                                  | 172,409           | 2.507                                  |
| 1955  | 62,085                                     | 248,797           | 4.007                                  | 164,963           | 2.657                                  |
| 1956  | 66,982                                     | 243,201           | 3.631                                  | 156,854           | 2.342                                  |
| 1957  | 59,744                                     | 246,333           | 4.123                                  | 157,860           | 2.642                                  |
| 1958  | 70,636                                     | 285,381           | 4.040                                  | 179,300           | 2.538                                  |
| 1959  | 70,050                                     | 248,892           | 3.553                                  | 159,862           | 2.282                                  |
| 1960  | 86,578                                     | 357,608           | 4.130                                  | 226,485           | 2.616                                  |
| 1961  | 81,086                                     | 331,877           | 4.093                                  | 208,530           | 2.572                                  |
| 1962  | 76,800                                     | 391,361           | 5.096                                  | 247,862           | 3.227                                  |
| 1963  | 72,790                                     | 269,860           | 3.707                                  | 170,830           | 2.347                                  |
| 1964  | 82,200                                     | 351,475           | 4.276                                  | 230,656           | 2.806                                  |
| 1965  | 74,920                                     | 290,520           | 3.878                                  | 190,005           | 2.536                                  |
| 1966  | 95,875                                     | 374,032           | 3.901                                  | 238,659           | 2.489                                  |
| 1967  | 106,690                                    | 461,420           | 4.325                                  | 299,095           | 2.803                                  |
| 1968  | 75,975                                     | 286,195           | 3.767                                  | 178,968           | 2.356                                  |
| 1969  | 109,855                                    | 444,432           | 4.046                                  | n.d.              | n.d.                                   |
| 1970  | 140,395                                    | 586,721           | 4.179                                  | 393,103           | 2.800                                  |
| 1971  | 147,340                                    | 591,111           | 4.012                                  | 396,044           | 2.688                                  |
| 1972  | 118,055                                    | 482,328           | 4.086                                  | 325,838           | 2.760                                  |
| 1973  | 117,805                                    | 483,471           | 4.104                                  | 323,926           | 2.750                                  |
| 1974  | 115,755                                    | 494,237           | 4.270                                  | 331,163           | 2.861                                  |
| 1975  | 122,480                                    | 536,835           | 4.383                                  | 359,679           | 2.937                                  |
| 1976  | 133,165                                    | 570,415           | 4.284                                  | 382,178           | 2.870                                  |
| 1977  | 134,356                                    | 594,010           | 4.421                                  | 397,987           | 2.962                                  |
| 1978  | 114,274                                    | 467,758           | 4.093                                  | 313,398           | 2.743                                  |
| 1979  | 131,445                                    | 560,399           | 4.263                                  | 375,467           | 2.856                                  |
| 1980  | 95,939                                     | 420,371           | 4.382                                  | 281,641           | 2.936                                  |
| 1981  | 144,639                                    | 712,086           | 4.923                                  | 480,712           | 3.324                                  |
| 1982  | 169,413                                    | 775,529           | 4.578                                  | 519,604           | 3.067                                  |
| 1983  | 194,527                                    | 797,560           | 4.100                                  | 534,365           | 2.747                                  |
| 1984  | 251,255                                    | 1,155,773         | 4.600                                  | 774,368           | 3.082                                  |
| 1985  | 214,212                                    | 878,300           | 4.100                                  | n.d.              | n.d.                                   |
| 1986  | 171,527                                    | 725,900           | 4.232                                  | n.d.              | n.d.                                   |
| 1987  | 234,590                                    | 1,168,600         | 4.981                                  | n.d.              | n.d.                                   |
| 1988  | 228,025                                    | 1,129,200         | 4.952                                  | n.d.              | n.d.                                   |
| 1989  | 220,252                                    | 1,091,500         | 4.956                                  | n.d.              | n.d.                                   |
| 1990* | 200,387                                    | 966,400           | 4.823                                  | n.d.              | n.d.                                   |

NOTA:

\* Preliminar.

FUENTES:

1915-1959, EXTRACTO ESTADISTICO DEL PERU, (varios años).

1960-1961, Ministerio de Agricultura, INFORMACION ESTADISTICA BASICA DEL SECTOR AGRARIO, (1984).

1962-1969, EXTRACTO ESTADISTICO DEL PERU, (varios años).

1970-1982, Maletta, H. et. al., PERU: EL AGRO EN CIFRAS, (1984).

1970-1984, Organización Nacional Agraria, PERU: EL ARROZ EN CIFRAS 1970-1984.

1983-1990, Instituto Nacional de Estadística e Informática, PERU: COMPENDIO ESTADISTICO, (varios años).



Cuadro II.8

**SUPERFICIE SEMBRADA Y PRODUCCION  
TOTAL DE PAPA : 1942-1990**

| <b>AÑOS</b> | <b>SUPERFICIE<br/>SEMBRADA<br/>EN HAS. (a)</b> | <b>PRODUCCION<br/>TOTAL T.M.<br/>(b)</b> | <b>RENDIMIENTO<br/>T.M./HA.<br/>(c)=(b)/(a)</b> |
|-------------|--|--|---|
| 1942        | 218,056  | 628,000                                  | 2.880   |
| 1943        | 218,750  | 630,000                                  | 2.880   |
| 1944        | 221,875  | 639,000                                  | 2.880   |
| 1945        | 225,000  | 648,000                                  | 2.880   |
| 1946        | 228,125  | 657,000                                  | 2.880   |
| 1947        | 232,986  | 671,920                                  | 2.884   |
| 1948        | 175,622  | 1,077,292                                | 6.134   |
| 1949        | 199,299  | 1,115,226                                | 5.596   |
| 1950        | 228,077  | 1,364,344                                | 5.982   |
| 1951        | 242,058  | 1,325,466                                | 5.476   |
| 1952        | 241,604  | 1,314,973                                | 5.443   |
| 1953        | 238,281  | 1,384,931                                | 5.812   |
| 1954        | 245,602  | 1,453,118                                | 5.917   |
| 1955        | 234,654  | 1,388,963                                | 5.919   |
| 1956        | 224,404  | 1,013,346                                | 4.516   |
| 1957        | 219,272  | 1,046,424                                | 4.772   |
| 1958        | 217,665  | 1,222,338                                | 5.616   |
| 1959        | 221,336  | 1,217,053                                | 5.499   |
| 1960        | 233,036  | 1,145,421                                | 4.915   |
| 1961        | 235,208  | 1,243,666                                | 5.288   |
| 1962        | 252,750  | 1,092,493                                | 4.322   |
| 1963        | 254,390  | 1,121,804                                | 4.410   |
| 1964        | 261,500  | 1,531,130                                | 5.855   |
| 1965        | 251,120  | 1,568,240                                | 6.245   |
| 1966        | 254,630  | 1,498,930                                | 5.887   |
| 1967        | 271,895  | 1,711,741                                | 6.296   |
| 1968        | 261,850  | 1,592,247                                | 6.081   |
| 1969        | 303,515  | 1,855,534                                | 6.113   |
| 1970        | 315,195  | 1,929,470                                | 6.122   |
| 1971        | 320,050  | 1,967,860                                | 6.149   |
| 1972        | 270,935  | 1,713,390                                | 6.324   |
| 1973        | 267,685  | 1,713,094                                | 6.400   |
| 1974        | 267,920  | 1,722,734                                | 6.430   |
| 1975        | 250,720  | 1,639,586                                | 6.540   |
| 1976        | 252,810  | 1,667,000                                | 6.594   |
| 1977        | 246,843  | 1,615,582                                | 6.545   |
| 1978        | 247,191  | 1,695,324                                | 6.858   |
| 1979        | 242,003  | 1,695,116                                | 7.005   |
| 1980        | 194,142  | 1,379,648                                | 7.106   |
| 1981        | 201,691  | 1,705,012                                | 8.454   |
| 1982        | 217,021  | 1,799,640                                | 8.292   |
| 1983        | 156,156  | 1,199,804                                | 7.683   |
| 1984        | 171,864  | 1,462,590                                | 8.510   |
| 1985        | 194,687  | 1,556,800                                | 7.996   |
| 1986        | 210,712  | 1,657,500                                | 7.866   |
| 1987        | 237,569  | 1,707,100                                | 7.186   |
| 1988        | 242,747  | 2,108,100                                | 8.684   |
| 1989        | 203,856  | 1,690,500                                | 8.293   |
| 1990 *      | 213,341  | 1,189,700                                | 5.577   |

NOTA:

\* Preliminar

FUENTES:

1942-1959, EXTRACTO ESTADISTICO DEL PERU, (varios años).

1960-1961, Ministerio de Agricultura, INFORMACION ESTADISTICA BASICA DEL SECTOR AGRARIO, (1984).

1962-1969, ANUARIO ESTADISTICO DEL PERU, (varios años).

1970-1984, Organización Nacional Agraria, PERU: LA PAPA EN CIFRAS, 1970-1984.

1985-1990, Instituto Nacional de Estadística e Informática, PERU: COMPENDIO ESTADISTICO 1990-91.

Cuadro II.9

## SUPERFICIE SEMBRADA Y VOLUMEN DE PRODUCCION DE TRIGO: 1918-1990

| AÑOS   | SUPERFICIE SEMBRADA EN HAS. (a) | PRODUCCION TOTAL T.M. (b) | RENDIMIENTO T.M./HA (c)=(b)/(a) |
|--------|---------------------------------|---------------------------|---------------------------------|
| 1918   | 97,848                          | 62,116                    | 0.635                           |
| 1919   | 82,055                          | 71,483                    | 0.871                           |
| 1920   | 82,734                          | 64,144                    | 0.775                           |
| 1921   | 93,852                          | 81,687                    | 0.870                           |
| 1922   | 112,565                         | 81,503                    | 0.724                           |
| 1923   | 122,993                         | 75,835                    | 0.617                           |
| 1924   | 90,086                          | 78,187                    | 0.868                           |
| 1925   | 92,379                          | 86,683                    | 0.938                           |
| 1926   | 88,116                          | 72,736                    | 0.825                           |
| 1927   | 114,838                         | 85,707                    | 0.746                           |
| 1928   | 104,963                         | 83,697                    | 0.797                           |
| 1929   | 142,154                         | 121,574                   | 0.855                           |
| 1930   | 142,826                         | 123,145                   | 0.862                           |
| 1931   | 116,745                         | 94,835                    | 0.812                           |
| 1932   | 118,214                         | 84,838                    | 0.718                           |
| 1933   | 120,758                         | 72,768                    | 0.603                           |
| 1934   | 105,658                         | 47,865                    | 0.453                           |
| 1935   | 97,481                          | 58,078                    | 0.596                           |
| 1936   | 107,727                         | 82,437                    | 0.765                           |
| 1937   | 114,273                         | 90,258                    | 0.790                           |
| 1938   | 121,741                         | 103,076                   | 0.847                           |
| 1939   | 136,689                         | 111,746                   | 0.818                           |
| 1940   | 135,181                         | 101,771                   | 0.753                           |
| 1941   | 119,654                         | 100,334                   | 0.839                           |
| 1942   | 117,068                         | 100,898                   | 0.862                           |
| 1943   | 106,322                         | 90,279                    | 0.849                           |
| 1944   | 102,283                         | 84,484                    | 0.826                           |
| 1945   | 98,586                          | 85,954                    | 0.872                           |
| 1946   | 97,016                          | 90,649                    | 0.934                           |
| 1947   | 141,850                         | 126,958                   | 0.895                           |
| 1948   | 147,327                         | 136,773                   | 0.928                           |
| 1949   | 145,800                         | 129,056                   | 0.885                           |
| 1950   | 162,388                         | 143,807                   | 0.886                           |
| 1951   | 162,437                         | 156,568                   | 0.964                           |
| 1952   | 170,350                         | 162,110                   | 0.952                           |
| 1953   | 171,910                         | 168,732                   | 0.982                           |
| 1954   | 166,291                         | 132,502                   | 0.797                           |
| 1955   | 159,289                         | 151,947                   | 0.954                           |
| 1956   | 139,467                         | 123,308                   | 0.884                           |
| 1957   | 146,830                         | 139,831                   | 0.952                           |
| 1958   | 135,149                         | 127,290                   | 0.942                           |
| 1959   | 158,034                         | 161,137                   | 1.020                           |
| 1960   | 153,686                         | 153,460                   | 0.999                           |
| 1961   | 153,417                         | 153,595                   | 1.001                           |
| 1962   | 153,800                         | 152,830                   | 0.994                           |
| 1963   | 153,100                         | 152,610                   | 0.997                           |
| 1964   | 149,300                         | 143,150                   | 0.959                           |
| 1965   | 153,150                         | 146,720                   | 0.958                           |
| 1966   | 156,710                         | 145,002                   | 0.925                           |
| 1967   | 159,850                         | 152,180                   | 0.952                           |
| 1968   | 143,240                         | 119,392                   | 0.834                           |
| 1969   | 146,562                         | 136,703                   | 0.933                           |
| 1970   | 136,230                         | 125,374                   | 0.920                           |
| 1971   | 138,535                         | 122,225                   | 0.882                           |
| 1972   | 134,910                         | 120,080                   | 0.890                           |
| 1973   | 136,095                         | 122,635                   | 0.901                           |
| 1974   | 137,825                         | 127,364                   | 0.924                           |
| 1975   | 133,640                         | 126,324                   | 0.945                           |
| 1976   | 133,925                         | 127,457                   | 0.952                           |
| 1977   | 115,124                         | 115,385                   | 1.002                           |
| 1978   | 103,610                         | 104,401                   | 1.008                           |
| 1979   | 96,229                          | 102,060                   | 1.061                           |
| 1980   | 68,622                          | 77,142                    | 1.124                           |
| 1981   | 102,273                         | 118,551                   | 1.159                           |
| 1982   | 84,381                          | 100,876                   | 1.195                           |
| 1983   | 80,600                          | 76,500                    | 0.949                           |
| 1984   | 79,000                          | 83,500                    | 1.057                           |
| 1985   | 81,114                          | 92,200                    | 1.137                           |
| 1986   | 99,438                          | 121,000                   | 1.217                           |
| 1987   | 110,215                         | 130,500                   | 1.184                           |
| 1988   | 115,559                         | 152,700                   | 1.321                           |
| 1989   | 118,014                         | 159,300                   | 1.350                           |
| 1990 * | 106,619                         | 94,500                    | 0.886                           |

NOTA:

\* Preliminar

FUENTES:

1918-1959, EXTRACTO Y ANUARIO ESTADISTICO DEL PERU, (varios años).

1960-1961, Ministerio de Agricultura, INFORMACION ESTADISTICA BASICA DEL SECTOR AGRARIO, (1984).

1962-1968, ANUARIO ESTADISTICO DEL PERU, (varios años).

1969-1983, Maletta, H. et. al., PERU: EL AGRO EN CIFRAS, (1984).

1984-1990, Instituto Nacional de Estadística e Informática, PERU: COMPENDIO ESTADISTICO 1990-91.

Cuadro II.10

## AREA CULTIVADA Y PRODUCCION TOTAL DE ALGODON: 1916-1990

| AÑOS | AREA CULTIVADA EN HAS. (1)<br>(a) | ALGODON DESMOTADO                        |                                | ALGODON EN RAMA           |                                |
|------|-----------------------------------|--|--------------------------------|---------------------------|--------------------------------|
|      |                                   | PRODUCCION TOTAL (QUINTALES) (*) (2) (b) | RENDIMIENTO QQ/HA. (c)=(b)/(a) | PRODUCCION TOTAL (TM) (d) | RENDIMIENTO TM/HA. (e)=(d)/(a) |
| 1916 | 55,635                            | 534,848                                  | 9.614                          | n.d.                      | n.d.                           |
| 1917 | 64,030                            | 589,674                                  | 9.209                          | n.d.                      | n.d.                           |
| 1918 | 77,872                            | 667,109                                  | 8.567                          | n.d.                      | n.d.                           |
| 1919 | 88,863                            | 729,522                                  | 8.210                          | n.d.                      | n.d.                           |
| 1920 | 104,287                           | 834,478                                  | 8.002                          | n.d.                      | n.d.                           |
| 1921 | 108,356                           | 877,217                                  | 8.096                          | n.d.                      | n.d.                           |
| 1922 | 111,428                           | 937,391                                  | 8.413                          | n.d.                      | n.d.                           |
| 1923 | 113,560                           | 999,991                                  | 8.806                          | n.d.                      | n.d.                           |
| 1924 | 116,218                           | 1,012,652                                | 8.713                          | n.d.                      | n.d.                           |
| 1925 | 118,518                           | 988,413                                  | 8.340                          | 115,496                   | 0.975                          |
| 1926 | 127,863                           | 1,160,304                                | 9.075                          | 140,538                   | 1.099                          |
| 1927 | 127,852                           | 1,157,696                                | 9.055                          | 147,932                   | 1.157                          |
| 1928 | 114,630                           | 1,058,304                                | 9.232                          | 130,642                   | 1.140                          |
| 1929 | 126,883                           | 1,425,891                                | 11.238                         | 169,907                   | 1.339                          |
| 1930 | 133,688                           | 1,275,978                                | 9.544                          | 152,845                   | 1.143                          |
| 1931 | 126,890                           | 1,102,174                                | 8.686                          | 141,230                   | 1.113                          |
| 1932 | 123,065                           | 1,142,891                                | 9.287                          | 143,827                   | 1.169                          |
| 1933 | 130,481                           | 1,309,304                                | 10.034                         | 161,128                   | 1.235                          |
| 1934 | 148,517                           | 1,611,826                                | 10.853                         | 202,808                   | 1.366                          |
| 1935 | 162,088                           | 1,851,630                                | 11.424                         | 230,856                   | 1.424                          |
| 1936 | 165,530                           | 1,817,761                                | 10.981                         | 225,397                   | 1.362                          |
| 1937 | 157,021                           | 1,771,691                                | 11.283                         | 219,101                   | 1.395                          |
| 1938 | 190,792                           | 1,867,065                                | 9.786                          | 234,782                   | 1.231                          |
| 1939 | 177,483                           | 1,779,826                                | 10.028                         | 223,720                   | 1.261                          |
| 1940 | 180,135                           | 1,801,554                                | 10.001                         | 226,030                   | 1.255                          |
| 1941 | 169,911                           | 1,551,178                                | 9.129                          | 197,908                   | 1.165                          |
| 1942 | 156,284                           | 1,518,414                                | 9.716                          | 188,977                   | 1.209                          |
| 1943 | 124,866                           | 1,234,374                                | 9.886                          | 155,493                   | 1.245                          |
| 1944 | 132,112                           | 1,459,858                                | 11.050                         | 185,287                   | 1.402                          |
| 1945 | 136,862                           | 1,532,357                                | 11.196                         | 191,803                   | 1.401                          |
| 1946 | 138,104                           | 1,549,178                                | 11.217                         | 195,395                   | 1.415                          |
| 1947 | 120,005                           | 1,414,538                                | 11.787                         | 174,603                   | 1.455                          |
| 1948 | 124,635                           | 1,333,943                                | 10.703                         | 165,377                   | 1.327                          |
| 1949 | 147,055                           | 1,460,749                                | 9.933                          | 184,664                   | 1.256                          |
| 1950 | 134,396                           | 1,597,131                                | 11.884                         | 193,007                   | 1.436                          |
| 1951 | 160,207                           | 1,809,375                                | 11.294                         | 216,969                   | 1.354                          |
| 1952 | 189,869                           | 2,093,586                                | 11.026                         | 250,708                   | 1.320                          |
| 1953 | 204,992                           | 2,087,874                                | 10.185                         | 256,458                   | 1.251                          |
| 1954 | 209,169                           | 2,432,087                                | 11.627                         | 302,827                   | 1.448                          |
| 1955 | 217,473                           | 2,281,274                                | 10.490                         | 289,759                   | 1.332                          |
| 1956 | 226,995                           | 2,501,797                                | 11.021                         | 306,958                   | 1.352                          |
| 1957 | 239,235                           | 2,291,283                                | 9.578                          | 279,440                   | 1.168                          |
| 1958 | 237,627                           | 2,490,678                                | 10.481                         | 314,850                   | 1.325                          |
| 1959 | 235,928                           | 2,518,057                                | 10.673                         | 327,324                   | 1.387                          |
| 1960 | 252,355                           | 2,836,937                                | 11.242                         | 361,788                   | 1.434                          |
| 1961 | 255,000                           | 2,850,217                                | 11.177                         | 368,083                   | 1.509                          |
| 1962 | 275,000                           | 3,166,130                                | 11.513                         | 398,620                   | 1.450                          |
| 1963 | 260,000                           | 3,190,771                                | 12.272                         | 402,500                   | 1.548                          |
| 1964 | 260,000                           | 3,072,422                                | 11.817                         | 387,283                   | 1.490                          |
| 1965 | 227,800                           | 2,846,049                                | 12.494                         | 357,351                   | 1.569                          |
| 1966 | 203,976                           | 2,637,140                                | 12.929                         | 332,269                   | 1.629                          |
| 1967 | 180,425                           | 1,927,157                                | 10.681                         | 264,319                   | 1.465                          |
| 1968 | 166,235                           | 2,191,848                                | 13.185                         | 285,649                   | 1.718                          |
| 1969 | 188,610                           | 1,926,760                                | 10.216                         | 253,521                   | 1.344                          |
| 1970 | 143,825                           | 1,988,687                                | 13.827                         | 247,800                   | 1.723                          |
| 1971 | 136,325                           | 1,777,103                                | 13.036                         | 232,700                   | 1.707                          |
| 1972 | 127,580                           | 1,644,684                                | 12.891                         | 224,500                   | 1.760                          |
| 1973 | 134,660                           | 1,772,671                                | 13.164                         | 235,500                   | 1.749                          |
| 1974 | 148,190                           | 1,956,809                                | 13.205                         | 256,500                   | 1.731                          |
| 1975 | 133,670                           | 1,572,971                                | 11.768                         | 226,500                   | 1.694                          |
| 1976 | 98,290                            | 1,234,477                                | 12.560                         | 164,500                   | 1.674                          |
| 1977 | 110,782                           | 1,254,917                                | 11.328                         | 173,300                   | 1.564                          |
| 1978 | 118,044                           | 1,656,386                                | 14.032                         | 198,500                   | 1.682                          |
| 1979 | 134,719                           | 2,019,820                                | 14.993                         | 243,900                   | 1.810                          |
| 1980 | 149,017                           | 2,129,283                                | 14.289                         | 256,400                   | 1.721                          |
| 1981 | 157,257                           | 2,197,304                                | 13.973                         | 282,900                   | 1.799                          |
| 1982 | 134,309                           | 1,855,652                                | 13.816                         | 256,100                   | 1.907                          |
| 1983 | 83,607                            | 871,109                                  | 10.419                         | 105,200                   | 1.258                          |
| 1984 | 98,374                            | 1,646,696                                | 16.739                         | 202,500                   | 2.058                          |
| 1985 | 158,998                           | 2,361,940                                | 14.855                         | 290,600                   | 1.828                          |
| 1986 | 166,513                           | 2,468,400                                | 14.824                         | 303,700                   | 1.824                          |
| 1987 | 123,510                           | n.d.                                     | n.d.                           | 202,000                   | 1.635                          |
| 1988 | 134,205                           | n.d.                                     | n.d.                           | 282,400                   | 2.104                          |
| 1989 | 170,785                           | n.d.                                     | n.d.                           | 321,500                   | 1.882                          |
| 1990 | 143,441                           | n.d.                                     | n.d.                           | 239,300                   | 1.668                          |

## NOTA:

(\*) Los datos del EXTRACTO ESTADISTICO DEL PERU y de PERU: ALGODON EN CIFRAS están expresados en T.M. Para convertirlos en quintales, fueron multiplicados por 21.73913. 1 QQ=46 KG 1 TM=21.73913 QQs.

## FUENTES:

- (1) 1916-1969, EXTRACTO ESTADISTICO DEL PERU, (varios años).  
1970-1990, Instituto Nacional de Estadística e Informática, PERU:COMPENDIO ESTADISTICO, (varios años).  
(2) 1916-1934, EXTRACTO ESTADISTICO DEL PERU, (varios años).  
1935-1942, Sociedad Nacional Agraria, MEMORIAS ANUALES, (varios años).  
1943-1979, ENCI, MEMORIA ANUAL 1979.  
1980-1986, Organización Nacional Agraria, PERU: ALGODON EN CIFRAS 1970-1986.

Cuadro II.11

**SUPERFICIE SEMBRADA Y PRODUCCION  
DE CAFE: 1942-1990**

| <b>AÑOS</b> | <b>SUPERFICIE<br/>SEMBRADA<br/>EN HAS.</b><br>(a) | <b>PRODUCCION<br/>TOTAL<br/>T.M. (1)</b><br>(b) | <b>RENDIMIENTO<br/>T.M./HA.</b><br>(c)=(b)/(a) |
|-------------|---|---|--|
| 1942        | 4,253   | 3,800   | 0.893  |
| 1943        | 4,479   | 4,000   | 0.893  |
| 1944        | 5,039   | 4,500   | 0.893  |
| 1945        | 6,420   | 5,500   | 0.857  |
| 1946        | 5,263   | 4,700   | 0.893  |
| 1947        | 3,919   | 3,500   | 0.893  |
| 1948        | 9,000   | 3,500   | 0.389  |
| 1949        | 10,350  | 5,520   | 0.533  |
| 1950        | 11,700  | 5,600   | 0.479  |
| 1951        | 6,438   | 5,811   | 0.903  |
| 1952        | 17,205  | 8,899   | 0.517  |
| 1953        | 16,416  | 9,602   | 0.585  |
| 1954        | 14,751  | 9,552   | 0.648  |
| 1955        | 22,489  | 12,119  | 0.539  |
| 1956        | 26,411  | 11,979  | 0.454  |
| 1957        | 39,132  | 18,290  | 0.467  |
| 1958        | 35,900  | 21,285  | 0.593  |
| 1959        | 38,894  | 22,373  | 0.575  |
| 1960        | 76,387  | 32,492  | 0.425  |
| 1961        | 88,350  | 42,643  | 0.483  |
| 1962        | 113,540   | 45,000  | 0.396  |
| 1963        | 118,040   | 48,700  | 0.413  |
| 1964        | 122,040   | 52,740  | 0.432  |
| 1965        | 104,275   | 48,264  | 0.463  |
| 1966        | 114,972   | 52,380  | 0.456  |
| 1967        | 111,633   | 52,753  | 0.473  |
| 1968        | 124,240   | 64,652  | 0.520  |
| 1969        | 119,020   | 68,439  | 0.575  |
| 1970        | 113,443   | 65,386  | 0.576  |
| 1971        | 123,196   | 70,587  | 0.573  |
| 1972        | 127,722   | 70,195  | 0.550  |
| 1973        | 127,288   | 70,398  | 0.553  |
| 1974        | 126,625   | 69,855  | 0.552  |
| 1975        | 120,622   | 65,367  | 0.542  |
| 1976        | 120,781   | 65,445  | 0.542  |
| 1977        | 134,129   | 80,190  | 0.598  |
| 1978        | 142,214   | 88,166  | 0.620  |
| 1979        | 154,738   | 105,478   | 0.682  |
| 1980        | 142,521   | 95,000  | 0.667  |
| 1981        | 144,380   | 95,000  | 0.658  |
| 1982        | 164,291   | 89,950  | 0.548  |
| 1983        | 181,600   | 90,800  | 0.500  |
| 1984        | 151,500   | 90,900  | 0.600  |
| 1985        | 151,000   | 90,600  | 0.600  |
| 1986        | 161,500   | 95,900  | 0.594  |
| 1987        | n.d   | 98,200  | n.d  |
| 1988        | n.d   | 99,300  | n.d  |
| 1989        | n.d   | 105,600   | n.d  |
| 1990 *      | n.d   | 80,200  | n.d  |

## NOTAS:

(1) Café en grano

\* Preliminar.

## FUENTES:

1942-1969, EXTRACTO ESTADISTICO DEL PERU, (varios años).

1970-1982, Hector Maletta et. al., PERU: EL AGRO EN CIFRAS, (1984).

1983-1990, Instituto Nacional de Estadística e Informática, PERU: COMPENDIO ESTADISTICO, (varios años).

Cuadro II.12

AREA CULTIVADA, AREA CORTADA, VOLUMEN DE PRODUCCION Y  
RENDIMIENTOS DE LA CAÑA DE AZUCAR: 1915-1990

| AÑOS   | CAÑA DE AZUCAR                         |                                      |  |   |  | AZUCAR<br>PRODUCCION<br>TOTAL<br>T.M (2)<br>(f) |
|--------|--|--------------------------------------|--|---|--|---|
|        | AREA<br>CULTIVADA<br>EN HAS.(1)<br>(a) | AREA<br>CORTADA<br>EN HAS.(1)<br>(b) | PRODUCCION<br>TOTAL T.M.<br>(2)<br>(c) | RENDIMIENTO<br>KG/HA<br>SEMBRADA<br>(d)=(c)/(a) | RENDIMIENTO<br>KG/HA<br>CORTADA<br>(e)=(c)/(b) |   |
|        | 1915                                   | 42,804                               | 20,116                                 | 2,548,189                                       | 59,531   |   |
| 1916   | 40,732                                 | 21,380                               | 2,268,866                              | 55,702  | 106,121  | 262,010   |
| 1917   | 45,328                                 | 20,895                               | 2,200,516                              | 48,546  | 105,313  | 245,937   |
| 1918   | 49,804                                 | 24,336                               | 2,603,263                              | 52,270  | 106,972  | 279,024   |
| 1919   | 48,754                                 | 24,357                               | 2,679,537                              | 54,960  | 110,011  | 273,411   |
| 1920   | 49,077                                 | 27,310                               | 2,884,986                              | 58,785  | 105,638  | 304,799   |
| 1921   | 50,847                                 | 24,206                               | 2,372,175                              | 46,653  | 97,999   | 260,223   |
| 1922   | 50,813                                 | 27,231                               | 2,768,912                              | 54,492  | 101,682  | 312,112   |
| 1923   | 53,086                                 | 26,960                               | 2,830,999                              | 53,329  | 105,007  | 312,249   |
| 1924   | 55,736                                 | 29,909                               | 2,707,204                              | 48,572  | 90,515   | 306,994   |
| 1925   | 53,466                                 | 26,358                               | 2,644,798                              | 49,467  | 100,341  | 266,455   |
| 1926   | 53,194                                 | 30,945                               | 3,231,717                              | 60,753  | 104,434  | 366,522   |
| 1927   | 57,039                                 | 32,046                               | 3,305,167                              | 57,946  | 103,138  | 367,743   |
| 1928   | 53,283                                 | 29,246                               | 3,182,666                              | 59,731  | 108,824  | 352,729   |
| 1929   | 77,987                                 | 40,784                               | 4,648,201                              | 59,602  | 113,971  | 416,729   |
| 1930   | 53,050                                 | 29,621                               | 3,418,112                              | 64,432  | 115,395  | 391,032   |
| 1931   | 50,311                                 | 33,558                               | 3,517,192                              | 69,909  | 104,809  | 381,016   |
| 1932   | 50,064                                 | 31,050                               | 3,317,484                              | 66,265  | 106,843  | 380,600   |
| 1933   | 60,308                                 | 34,184                               | 3,729,389                              | 61,834  | 109,098  | 423,604   |
| 1934   | 51,453                                 | 31,143                               | 3,380,204                              | 65,695  | 108,538  | 380,250   |
| 1935   | 52,841                                 | 33,399                               | 3,271,048                              | 61,904  | 97,939   | 390,143   |
| 1936   | 53,262                                 | 32,133                               | 3,320,727                              | 62,347  | 103,343  | 399,188   |
| 1937   | 52,610                                 | 30,710                               | 3,102,768                              | 58,977  | 101,034  | 379,000   |
| 1938   | 52,880                                 | 31,055                               | 2,974,123                              | 56,243  | 95,770   | 350,462   |
| 1939   | 53,803                                 | 28,285                               | 3,448,874                              | 64,102  | 121,933  | 400,046   |
| 1940   | 54,933                                 | 31,652                               | 3,953,682                              | 71,973  | 124,911  | 460,024   |
| 1941   | 51,279                                 | 29,725                               | 3,887,758                              | 75,816  | 130,791  | 450,142   |
| 1942   | 51,700                                 | 34,085                               | 3,965,091                              | 76,683  | 116,312  | 450,840   |
| 1943   | 47,746                                 | 30,256                               | 3,517,911                              | 73,671  | 116,272  | 374,000   |
| 1944   | 49,193                                 | 29,149                               | 3,496,477                              | 71,077  | 119,952  | 403,060   |
| 1945   | 50,830                                 | 31,631                               | 3,491,390                              | 68,688  | 110,379  | 406,695   |
| 1946   | 50,576                                 | 29,362                               | 3,292,010                              | 65,092  | 112,118  | 379,200   |
| 1947   | 50,346                                 | 27,370                               | 3,476,978                              | 69,062  | 127,036  | 411,970   |
| 1948   | 48,750                                 | 29,904                               | 4,102,423                              | 84,152  | 137,186  | 471,863   |
| 1949   | 50,228                                 | 31,586                               | 4,050,991                              | 80,652  | 128,253  | 469,732   |
| 1950   | 53,226                                 | 31,675                               | 3,697,087                              | 69,460  | 116,719  | 427,256   |
| 1951   | 54,566                                 | 31,997                               | 3,961,421                              | 72,559  | 123,806  | 463,752   |
| 1952   | 52,208                                 | 29,136                               | 4,169,758                              | 79,868  | 143,114  | 470,445   |
| 1953   | 55,041                                 | 35,571                               | 5,403,665                              | 98,175  | 151,912  | 602,178   |
| 1954   | 55,890                                 | 36,375                               | 5,813,000                              | 104,008   | 159,808  | 611,541   |
| 1955   | 56,923                                 | 35,898                               | 6,097,566                              | 107,120   | 169,858  | 651,547   |
| 1956   | 61,546                                 | 37,767                               | 5,876,384                              | 95,478  | 155,596  | 688,568   |
| 1957   | 62,082                                 | 59,353                               | 6,077,792                              | 97,899  | 102,401  | 676,875   |
| 1958   | 61,751                                 | 37,492                               | 6,840,208                              | 110,771   | 182,444  | 680,388   |
| 1959   | 66,749                                 | 41,367                               | 6,543,824                              | 98,036  | 158,189  | 705,326   |
| 1960 * | 69,204                                 | 47,075                               | 6,837,832                              | 98,807  | 145,254  | 806,141   |
| 1961   | 69,204                                 | 47,075                               | 6,837,832                              | 98,807  | 145,254  | 798,539   |
| 1962   | 73,892                                 | 46,230                               | 7,247,077                              | 98,077  | 156,761  | 764,890   |
| 1963   | 75,130                                 | 49,160                               | 7,697,310                              | 102,453   | 156,577  | 808,122   |
| 1964   | 76,440                                 | 48,855                               | 7,390,920                              | 96,689  | 151,283  | 765,818   |
| 1965   | 83,190                                 | 46,520                               | 7,498,940                              | 90,142  | 161,198  | 761,979   |
| 1966   | 83,460                                 | 53,530                               | 8,463,380                              | 101,406   | 158,105  | 825,105   |
| 1967   | 82,890                                 | 49,670                               | 7,942,800                              | 95,823  | 159,911  | 731,171   |
| 1968   | 79,150                                 | 52,920                               | 7,272,300                              | 91,879  | 137,421  | 752,132   |
| 1969   | 76,533                                 | 45,600                               | 6,411,900                              | 83,779  | 140,612  | 632,810   |
| 1970   | 78,864                                 | 48,425                               | 7,531,315                              | 96,258  | 156,764  | 771,000   |
| 1971   | 83,575                                 | 47,855                               | 8,309,447                              | 99,425  | 173,638  | 882,000   |
| 1972   | 83,595                                 | 48,865                               | 8,611,668                              | 103,016   | 176,234  | 899,000   |
| 1973   | 85,736                                 | 51,040                               | 8,772,386                              | 102,318   | 171,873  | 897,000   |
| 1974   | 89,831                                 | 54,510                               | 9,183,620                              | 102,232   | 168,476  | 992,000   |
| 1975   | 91,475                                 | 55,280                               | 8,927,700                              | 97,597  | 161,500  | 964,000   |
| 1976   | 92,885                                 | 54,995                               | 8,791,542                              | 94,650  | 159,861  | 930,000   |
| 1977   | 93,096                                 | 55,596                               | 8,825,477                              | 94,800  | 158,743  | 901,000   |
| 1978   | 92,871                                 | 53,766                               | 7,970,198                              | 85,820  | 148,239  | 856,000   |
| 1979   | 91,551                                 | 53,889                               | 7,034,212                              | 76,834  | 130,531  | 696,000   |
| 1980   | 89,023                                 | 49,137                               | 5,598,088                              | 62,884  | 113,928  | 538,000   |
| 1981   | 68,504                                 | 38,520                               | 5,125,793                              | 74,825  | 133,068  | 478,000   |
| 1982   | 69,904                                 | 46,333                               | 6,508,604                              | 93,108  | 140,474  | 613,000   |
| 1983   | 76,306                                 | 45,365                               | 6,379,504                              | 83,604  | 140,626  | 442,000   |
| 1984   | 80,414                                 | 53,097                               | 6,988,421                              | 86,906  | 131,616  | 603,000   |
| 1985   | 88,300                                 | 53,140                               | 7,329,335                              | 83,005  | 137,925  | 727,000   |
| 1986   | 72,850                                 | 50,335                               | 6,276,321                              | 86,154  | 124,691  | 599,000   |
| 1987   | n.d                                    | 47,258                               | 6,073,065                              | n.d   | n.d  | 560,000   |
| 1988   | n.d                                    | 45,289                               | 5,948,427                              | n.d   | n.d  | 571,000   |
| 1989   | n.d                                    | 46,753                               | 6,332,588                              | n.d   | n.d  | 594,000   |
| 1990   | n.d                                    | 47,384                               | 6,082,584                              | n.d   | n.d  | 594,000   |

NOTA:

(\*) En los anuarios Estadísticos se presentan cifras similares para 1960 y 1961.

FUENTES:

- (1) 1916-1969, EXTRACTO ESTADISTICO DEL PERU, (varios años).  
1970-1983, Héctor Maletta et. al., PERU: EL AGRO EN CIFRAS, (1984).  
1984-1986, Estadísticas ONA.
- (2) 1916-1969, EXTRACTO ESTADISTICO DEL PERU, (varios años).  
1970-1990, Instituto Nacional de Estadística e Informática, PERU: COMPENDIO ESTADISTICO, (varios años).

Cuadro II.13

**INDICE DE VOLUMEN DE PRODUCCION DE ALGODON  
CAFE Y CAÑA DE AZUCAR: 1916 (1)  
(1979 = 100)**

| AÑOS   | ALGODON<br>EN RAMA | CAFE  | CAÑA DE<br>AZUCAR | INDICE |
|--------|--------------------|-------|-------------------|--------|
| 1916   | n.d                | n.d   | 32.3              | n.d    |
| 1917   | n.d                | n.d   | 31.3              | n.d    |
| 1918   | n.d                | n.d   | 37.0              | n.d    |
| 1919   | n.d                | n.d   | 38.1              | n.d    |
| 1920   | n.d                | n.d   | 41.0              | n.d    |
| 1921   | n.d                | n.d   | 33.7              | n.d    |
| 1922   | n.d                | n.d   | 39.4              | n.d    |
| 1923   | n.d                | n.d   | 40.2              | n.d    |
| 1924   | n.d                | n.d   | 38.5              | n.d    |
| 1925   | 47.4               | n.d   | 37.6              | n.d    |
| 1926   | 57.6               | n.d   | 45.9              | n.d    |
| 1927   | 60.7               | n.d   | 47.0              | n.d    |
| 1928   | 53.6               | n.d   | 45.2              | n.d    |
| 1929   | 69.7               | n.d   | 66.1              | n.d    |
| 1930   | 62.7               | n.d   | 48.6              | n.d    |
| 1931   | 57.9               | n.d   | 50.0              | n.d    |
| 1932   | 59.0               | n.d   | 47.2              | n.d    |
| 1933   | 66.1               | n.d   | 53.0              | n.d    |
| 1934   | 83.2               | n.d   | 48.1              | n.d    |
| 1935   | 94.7               | n.d   | 46.5              | n.d    |
| 1936   | 92.4               | n.d   | 47.2              | n.d    |
| 1937   | 89.8               | n.d   | 44.1              | n.d    |
| 1938   | 96.3               | n.d   | 42.3              | n.d    |
| 1939   | 91.7               | n.d   | 49.0              | n.d    |
| 1940   | 92.7               | n.d   | 56.2              | n.d    |
| 1941   | 81.1               | n.d   | 55.3              | n.d    |
| 1942   | 77.5               | 3.6   | 56.4              | 40.0   |
| 1943   | 63.8               | 3.8   | 50.0              | 34.2   |
| 1944   | 76.0               | 4.3   | 49.7              | 38.3   |
| 1945   | 78.6               | 5.2   | 49.6              | 39.6   |
| 1946   | 80.1               | 4.5   | 46.8              | 39.1   |
| 1947   | 71.6               | 3.3   | 49.4              | 36.4   |
| 1948   | 67.8               | 3.3   | 58.3              | 37.2   |
| 1949   | 75.7               | 5.2   | 57.6              | 40.5   |
| 1950   | 79.1               | 5.3   | 52.6              | 40.5   |
| 1951   | 89.0               | 5.5   | 56.3              | 44.6   |
| 1952   | 102.8              | 8.4   | 59.3              | 51.2   |
| 1953   | 105.1              | 9.1   | 76.8              | 56.3   |
| 1954   | 124.2              | 9.1   | 82.6              | 63.8   |
| 1955   | 118.8              | 11.5  | 86.7              | 64.1   |
| 1956   | 125.9              | 11.4  | 83.5              | 65.6   |
| 1957   | 114.6              | 17.3  | 86.4              | 65.2   |
| 1958   | 129.1              | 20.2  | 97.2              | 73.7   |
| 1959   | 134.2              | 21.2  | 93.0              | 74.9   |
| 1960   | 148.3              | 30.8  | 97.2              | 84.7   |
| 1961   | 150.9              | 40.4  | 97.2              | 89.8   |
| 1962   | 163.4              | 42.7  | 103.0             | 96.3   |
| 1963   | 165.0              | 46.2  | 109.4             | 99.8   |
| 1964   | 158.8              | 50.0  | 105.1             | 98.4   |
| 1965   | 146.5              | 45.8  | 106.6             | 92.9   |
| 1966   | 136.2              | 49.7  | 120.3             | 94.4   |
| 1967   | 108.4              | 50.0  | 112.9             | 83.7   |
| 1968   | 117.1              | 61.3  | 103.4             | 89.3   |
| 1969   | 103.9              | 64.9  | 91.2              | 83.8   |
| 1970   | 101.6              | 62.0  | 107.9             | 85.6   |
| 1971   | 95.4               | 66.9  | 118.1             | 88.1   |
| 1972   | 92.0               | 66.5  | 122.4             | 87.8   |
| 1973   | 96.6               | 66.7  | 124.7             | 89.9   |
| 1974   | 105.2              | 66.2  | 130.6             | 93.9   |
| 1975   | 92.9               | 62.0  | 127.4             | 87.2   |
| 1976   | 67.4               | 62.0  | 125.0             | 78.4   |
| 1977   | 71.1               | 76.0  | 125.5             | 85.8   |
| 1978   | 81.4               | 83.6  | 113.3             | 89.7   |
| 1979   | 100.0              | 100.0 | 100.0             | 100.0  |
| 1980   | 105.1              | 90.1  | 79.6              | 92.6   |
| 1981   | 116.0              | 90.1  | 75.0              | 95.1   |
| 1982   | 105.0              | 85.3  | 92.5              | 93.4   |
| 1983   | 43.1               | 86.1  | 92.9              | 73.6   |
| 1984   | 83.0               | 86.2  | 99.3              | 88.2   |
| 1985   | 119.1              | 85.9  | 108.8             | 102.1  |
| 1986   | 124.5              | 90.9  | 89.2              | 101.5  |
| 1987   | 82.8               | 93.1  | 86.3              | 88.2   |
| 1988   | 115.8              | 94.1  | 84.6              | 99.0   |
| 1989   | 131.8              | 100.1 | 90.0              | 108.2  |
| 1990 * | 98.1               | 76.0  | 86.5              | 85.7   |

## NOTAS:

(1) El índice se calculó ponderando los volúmenes con los valores a precios de comprador.

\* Preliminar.

FUENTE: Cuadro II.10 al II.12.

ELABORACION: Propia.

Cuadro II.14

**PRODUCCION DE CARNE: 1960-1990**  
(EN TONELADAS METRICAS)

| AÑOS   | AVES    | VACUNO  | OVINO  | PORCINO | TOTAL   |
|--------|---------|---------|--------|---------|---------|
| 1960   | 20,650  | 63,221  | 24,600 | 39,154  | 147,625 |
| 1961   | 21,470  | 67,019  | 24,408 | 40,530  | 153,427 |
| 1962   | 22,300  | 66,733  | 23,892 | 42,139  | 155,064 |
| 1963   | 23,635  | 69,542  | 22,144 | 44,238  | 159,559 |
| 1964   | 25,531  | 81,242  | 21,468 | 46,883  | 175,124 |
| 1965   | 37,010  | 73,974  | 21,183 | 43,134  | 175,301 |
| 1966   | 39,386  | 75,143  | 21,203 | 41,738  | 177,470 |
| 1967   | 44,144  | 75,714  | 22,294 | 42,917  | 185,069 |
| 1968   | 46,532  | 77,535  | 22,536 | 42,819  | 189,422 |
| 1969   | 51,255  | 82,587  | 23,395 | 46,697  | 203,934 |
| 1970   | 57,686  | 84,910  | 23,756 | 46,475  | 212,827 |
| 1971   | 63,610  | 89,533  | 23,643 | 53,602  | 230,388 |
| 1972   | 76,598  | 85,725  | 21,026 | 53,594  | 236,943 |
| 1973   | 84,807  | 84,513  | 21,105 | 53,191  | 243,616 |
| 1974   | 105,598 | 85,316  | 21,486 | 54,568  | 266,968 |
| 1975   | 129,915 | 86,139  | 21,317 | 54,649  | 292,020 |
| 1976   | 140,002 | 86,690  | 21,331 | 54,898  | 302,921 |
| 1977   | 143,000 | 87,000  | 22,500 | 54,000  | 306,500 |
| 1978   | 118,600 | 89,000  | 22,500 | 53,000  | 283,100 |
| 1979   | 118,400 | 86,600  | 22,700 | 52,500  | 280,200 |
| 1980   | 143,500 | 83,800  | 20,700 | 55,000  | 303,000 |
| 1981   | 182,600 | 90,100  | 18,800 | 59,200  | 350,700 |
| 1982   | 204,840 | 91,320  | 20,440 | 58,639  | 375,239 |
| 1983   | 206,300 | 110,700 | 21,124 | 57,612  | 395,736 |
| 1984   | 181,600 | 103,100 | 18,900 | 54,500  | 358,100 |
| 1985   | 201,000 | 101,400 | 17,200 | 53,500  | 373,100 |
| 1986   | 229,700 | 90,300  | 16,900 | 59,200  | 396,100 |
| 1987   | 281,000 | 107,300 | 18,600 | 65,000  | 471,900 |
| 1988   | 296,700 | 115,500 | 19,200 | 73,500  | 504,900 |
| 1989   | 205,400 | 111,800 | 20,000 | 73,400  | 410,600 |
| 1990 * | 242,400 | 115,200 | 23,800 | 66,500  | 447,900 |

NOTA:

\* Preliminar.

FUENTE: Instituto Nacional de Estadística e Informática, PERU: COMPENDIO ESTADISTICO, (varios años)

Cuadro II.15

**PRODUCCION DE LECHE Y HUEVOS: 1942-1990**  
(EN TONELADAS METRICAS)

| AÑOS | LECHE (1) | HUEVOS (2) |
|------|-----------|------------|
| 1942 | 231,000   | n.d        |
| 1943 | 235,000   | n.d        |
| 1944 | 243,000   | n.d        |
| 1945 | 255,000   | n.d        |
| 1946 | 270,000   | n.d        |
| 1947 | 291,000   | n.d        |
| 1948 | 308,500   | n.d        |
| 1949 | 205,062   | n.d        |
| 1950 | 184,105   | n.d        |
| 1951 | 198,000   | n.d        |
| 1952 | 214,070   | n.d        |
| 1953 | 236,000   | n.d        |
| 1954 | 376,900   | n.d        |
| 1955 | 377,900   | n.d        |
| 1956 | 380,000   | n.d        |
| 1957 | 382,000   | n.d        |
| 1958 | n.d       | n.d        |
| 1959 | n.d       | n.d        |
| 1960 | 418,787   | 16,635     |
| 1961 | 436,658   | 17,332     |
| 1962 | 452,840   | 18,002     |
| 1963 | 475,288   | 19,080     |
| 1964 | 498,549   | 20,486     |
| 1965 | 714,007   | 18,620     |
| 1966 | 725,337   | 19,920     |
| 1967 | 725,584   | 22,646     |
| 1968 | 729,767   | 23,575     |
| 1969 | 761,889   | 25,325     |
| 1970 | 824,951   | 27,752     |
| 1971 | 897,305   | 30,021     |
| 1972 | 815,917   | 34,672     |
| 1973 | 804,136   | 39,901     |
| 1974 | 813,058   | 44,912     |
| 1975 | 812,765   | 50,007     |
| 1976 | 821,301   | 55,014     |
| 1977 | 820,000   | 56,000     |
| 1978 | 822,000   | 58,000     |
| 1979 | 824,000   | 55,300     |
| 1980 | 780,000   | 60,000     |
| 1981 | 784,900   | 63,800     |
| 1982 | 805,045   | 64,600     |
| 1983 | 752,200   | 68,000     |
| 1984 | 780,400   | 65,100     |
| 1985 | 808,800   | 77,900     |
| 1986 | 819,300   | 95,100     |
| 1987 | 830,000   | 97,200     |
| 1988 | 849,500   | 118,200    |
| 1989 | 802,300   | 95,800     |
| 1990 | 776,900   | 98,600     |

FUENTE: Instituto Nacional de Estadística e Informática, PERU: COMPENDIO ESTADISTICO 1990-1991.



Cuadro II.16

**PRODUCCION PESQUERA: 1951-1990**  
(MILES DE TM)

| AÑOS   | CONSUMO INDUSTRIAL |                       | CONSUMO HUMANO |                  |                  |                     |
|--------|--------------------|-----------------------|----------------|------------------|------------------|---------------------|
|        | ANCHOVETA<br>(1)   | OTRAS<br>ESPECIES (2) | FRESCO<br>(3)  | CONGELADO<br>(4) | CONSERVAS<br>(5) | SECO-<br>SALADO (6) |
| 1951   | n.d                | n.d                   | n.d            | 8.56             | 10.21            | n.d                 |
| 1952   | n.d                | n.d                   | n.d            | 8.37             | 13.68            | n.d                 |
| 1953   | 37.11              | n.d                   | 30.61          | 7.00             | 12.75            | n.d                 |
| 1954   | 43.03              | n.d                   | 35.55          | 13.30            | 16.79            | n.d                 |
| 1955   | 58.71              | n.d                   | 40.32          | 12.26            | 18.45            | n.d                 |
| 1956   | 118.13             | n.d                   | 48.04          | 12.72            | 22.83            | n.d                 |
| 1957   | 325.62             | n.d                   | 50.20          | 11.82            | 23.83            | 12.42               |
| 1958   | 737.02             | n.d                   | 61.50          | 17.73            | 15.91            | 14.53               |
| 1959   | 1,908.70           | n.d                   | 72.61          | 27.91            | 21.90            | 16.06               |
| 1960   | 2,943.60           | n.d                   | 80.33          | 18.19            | 23.31            | 21.94               |
| 1961   | 4,579.71           | n.d                   | 82.01          | 22.30            | 24.08            | 30.52               |
| 1962   | 6,274.62           | n.d                   | 83.46          | 21.91            | 16.56            | 30.69               |
| 1963   | 6,423.24           | n.d                   | 78.27          | 27.39            | 20.65            | 22.37               |
| 1964   | 8,863.37           | n.d                   | 70.00          | 23.82            | 21.80            | 12.25               |
| 1965   | 7,242.39           | n.d                   | 74.90          | 19.40            | 19.35            | 13.28               |
| 1966   | 8,529.82           | n.d                   | 72.36          | 20.00            | 25.00            | 26.08               |
| 1967   | 9,824.62           | n.d                   | 80.00          | n.d              | n.d              | n.d                 |
| 1968   | 10,263.00          | 22.00                 | 85.00          | 21.00            | 25.00            | 24.00               |
| 1969   | 8,960.00           | 16.00                 | 95.00          | 21.00            | 27.00            | 23.00               |
| 1970   | 12,277.00          | 18.70                 | 107.70         | 24.20            | 34.40            | 19.00               |
| 1971   | 10,276.60          | 22.20                 | 119.30         | 24.00            | 53.20            | 8.60                |
| 1972   | 4,447.20           | 15.00                 | 127.50         | 11.30            | 65.80            | 7.60                |
| 1973   | 1,512.80           | 482.00                | 160.20         | 58.50            | 64.60            | 11.00               |
| 1974   | 3,583.40           | 217.80                | 140.10         | 79.60            | 82.80            | 15.40               |
| 1975   | 3,078.80           | 38.20                 | 125.50         | 74.10            | 74.30            | 16.80               |
| 1976   | 3,863.10           | 140.90                | 130.60         | 92.50            | 98.20            | 11.60               |
| 1977   | 792.10             | 1,225.30              | 169.60         | 127.60           | 160.20           | 16.50               |
| 1978   | 1,187.00           | 1,624.50              | 176.00         | 190.70           | 237.80           | 14.30               |
| 1979   | 1,362.70           | 1,519.00              | 176.70         | 200.50           | 345.30           | 35.20               |
| 1980   | 720.00             | 1,006.20              | 155.70         | 219.80           | 567.00           | 28.30               |
| 1981   | 1,225.10           | 625.20                | 147.30         | 105.80           | 565.80           | 31.80               |
| 1982   | 1,720.40           | 1,225.60              | 150.80         | 52.80            | 314.40           | 32.90               |
| 1983   | 118.40             | 1,109.30              | 106.70         | 55.90            | 118.20           | 28.50               |
| 1984   | 23.00              | 2,717.80              | 186.40         | 181.20           | 148.30           | 31.70               |
| 1985   | 844.20             | 2,753.60              | 181.90         | 177.40           | 125.50           | 27.50               |
| 1986   | 3,481.80           | 1,513.90              | 218.40         | 70.80            | 212.00           | 32.60               |
| 1987   | 1,764.20           | 2,205.20              | 220.50         | 59.70            | 264.70           | 33.60               |
| 1988   | 2,701.10           | 3,358.90              | 225.40         | 122.40           | 157.30           | 33.30               |
| 1989   | 3,718.70           | 2,431.00              | 243.00         | 210.30           | 190.40           | 23.60               |
| 1990 * | 2,841.90           | 3,006.80              | 249.00         | 270.10           | 114.10           | 29.40               |

NOTA:

\* Preliminar.

FUENTE:

(1),(3),(6) 1953-1967: IMARPE, citado en la MEMORIA del Banco Central de Reserva,(varios años).

1968-1990: Ministerio de Pesquería, citado en la MEMORIA del Banco Central de Reserva,(varios años).

(2),(4),(5) 1951-1990: Ministerio de Pesquería, citado en la MEMORIA del Banco Central de Reserva,(varios años).

Cuadro II.17

PERU: VALOR DEL DESEMBARQUE DE PRODUCTOS PESQUEROS PARA CONSUMO HUMANO DIRECTO E INDIRECTO POR UTILIZACION: 1970-1990  
(MILESIMOS DE NUEVO SOL DE 1979)

| AÑOS  | DESEMBARQUE DE PRODUCTOS MARITIMOS |           |        |        |        |                          |                |        |        |        | PESCA CONTINENTAL      |       |        |  | TOTAL |
|-------|------------------------------------|-----------|--------|--------|--------|--------------------------|----------------|--------|--------|--------|------------------------|-------|--------|--|-------|
|       | CONSUMO HUMANO DIRECTO             |           |        |        |        | CONSUMO HUMANO INDIRECTO |                |        |        |        | CONSUMO HUMANO DIRECTO |       | TOTAL  |  |       |
|       | ENLATADO                           | CONGELADO | CURADO | FRESCO | TOTAL  | ANCHOVETA                | OTRAS ESPECIES | TOTAL  | CURADO | FRESCO |                        |       |        |  |       |
| 1970  | 316                                | 326       | 845    | 4,483  | 5,970  | 68,620                   | 92             | 68,712 | -      | 97     | 74,682                 | 97    | 74,779 |  |       |
| 1971  | 488                                | 323       | 384    | 4,965  | 6,160  | 57,439                   | 110            | 57,549 | 59     | 315    | 63,709                 | 374   | 64,083 |  |       |
| 1972  | 604                                | 152       | 338    | 5,304  | 6,398  | 24,857                   | 74             | 24,931 | 126    | 326    | 31,329                 | 452   | 31,781 |  |       |
| 1973  | 593                                | 787       | 490    | 6,663  | 8,533  | 8,456                    | 2,380          | 10,836 | 249    | 545    | 19,369                 | 794   | 20,163 |  |       |
| 1974  | 760                                | 1,070     | 685    | 5,827  | 8,342  | 20,029                   | 1,075          | 21,104 | 312    | 486    | 29,446                 | 798   | 30,244 |  |       |
| 1975  | 683                                | 997       | 744    | 5,223  | 7,647  | 17,209                   | 188            | 17,397 | 338    | 650    | 25,044                 | 988   | 26,032 |  |       |
| 1976  | 902                                | 1,244     | 516    | 5,433  | 8,095  | 21,592                   | 696            | 22,288 | 359    | 560    | 30,383                 | 919   | 31,302 |  |       |
| 1977  | 1,471                              | 1,715     | 737    | 7,056  | 10,979 | 4,427                    | 6,051          | 10,478 | 960    | 845    | 21,457                 | 1,805 | 23,262 |  |       |
| 1978  | 2,184                              | 2,563     | 636    | 7,322  | 12,705 | 6,635                    | 8,022          | 14,657 | 1,050  | 969    | 27,362                 | 2,019 | 29,381 |  |       |
| 1979  | 3,172                              | 2,695     | 1,566  | 7,350  | 14,783 | 7,617                    | 7,501          | 15,118 | 1,099  | 969    | 29,901                 | 2,068 | 31,969 |  |       |
| 1980  | 5,208                              | 2,954     | 1,262  | 6,480  | 15,904 | 4,025                    | 4,969          | 8,994  | 966    | 829    | 24,898                 | 1,795 | 26,693 |  |       |
| 1981  | 5,197                              | 1,421     | 1,416  | 6,128  | 14,162 | 6,848                    | 3,087          | 9,935  | 1,245  | 1,165  | 24,097                 | 2,410 | 26,507 |  |       |
| 1982  | 2,888                              | 710       | 1,467  | 6,274  | 11,339 | 9,616                    | 6,052          | 15,668 | 1,129  | 1,361  | 27,007                 | 2,490 | 29,497 |  |       |
| 1983  | 1,085                              | 751       | 1,269  | 4,440  | 7,545  | 662                      | 5,478          | 6,140  | 2,431  | 2,272  | 13,685                 | 4,703 | 18,388 |  |       |
| 1984  | 1,362                              | 2,435     | 1,413  | 7,757  | 12,967 | 128                      | 13,421         | 13,549 | 2,002  | 2,258  | 26,516                 | 4,260 | 30,776 |  |       |
| 1985  | 1,153                              | 2,385     | 1,226  | 7,568  | 12,332 | 4,719                    | 13,598         | 18,317 | 1,901  | 2,085  | 30,649                 | 3,986 | 34,635 |  |       |
| 1986  | 1,947                              | 952       | 1,452  | 9,086  | 13,437 | 19,461                   | 7,476          | 26,937 | 2,345  | 2,307  | 40,374                 | 4,652 | 45,026 |  |       |
| 1987  | 2,431                              | 802       | 1,496  | 9,174  | 13,903 | 9,861                    | 10,890         | 20,751 | 2,689  | 2,498  | 34,654                 | 5,187 | 39,841 |  |       |
| 1988  | 1,444                              | 1,645     | 1,484  | 9,378  | 13,951 | 15,097                   | 16,587         | 31,684 | 2,464  | 3,205  | 45,635                 | 5,669 | 51,304 |  |       |
| 1989* | 1,541                              | 2,508     | 1,437  | 10,122 | 15,608 | 20,748                   | 11,330         | 32,078 | 2,736  | 3,549  | 47,686                 | 6,285 | 53,971 |  |       |
| 1990* | 1,048                              | 3,631     | 1,307  | 10,361 | 16,347 | 15,884                   | 14,849         | 30,733 | 1,960  | 2,440  | 47,080                 | 4,400 | 51,480 |  |       |

NOTA:

\* Preliminar.

FUENTE: Instituto Nacional de Estadística e Informática, PERU: COMPENDIO ESTADISTICO 1990-91.

Cuadro II.18

**VOLUMEN DE LA PRODUCCION MINERA: 1950-1990  
(UNIDADES DE CONTENIDO FINO RECUPERABLE)**

| AÑOS   | ORO (KILOS) | PLATA (KILOS) | COBRE (TM) | PLOMO (TM) | ZINC (TM) | HIERRO (TM) |
|--------|-------------|---------------|------------|------------|-----------|-------------|
| 1950   | 6,788       | 417,769       | 33,327     | 61,837     | 77,494    | n.d         |
| 1951   | 7,112       | 521,442       | 35,446     | 77,648     | 89,254    | n.d         |
| 1952   | 6,534       | 453,052       | 30,285     | 83,454     | 101,521   | n.d         |
| 1953   | 7,478       | 556,443       | 33,602     | 99,245     | 126,657   | n.d         |
| 1954   | 6,814       | 594,138       | 40,123     | 107,968    | 129,978   | n.d         |
| 1955   | 8,028       | 660,930       | 41,424     | 121,009    | 150,646   | 1,765,628   |
| 1956   | 7,656       | 602,744       | 45,395     | 122,610    | 152,999   | 2,919,700   |
| 1957   | 6,948       | 740,615       | 54,818     | 136,092    | 136,041   | 3,306,191   |
| 1958   | 6,546       | 750,714       | 51,904     | 125,451    | 123,177   | 3,322,847   |
| 1959   | 6,014       | 865,022       | 50,537     | 121,259    | 132,960   | 4,548,831   |
| 1960   | 5,808       | 1,015,646     | 183,988    | 131,234    | 157,254   | 5,178,303   |
| 1961   | 5,408       | 1,055,232     | 197,517    | 136,908    | 170,774   | 5,503,885   |
| 1962   | 4,785       | 1,031,011     | 165,378    | 133,377    | 183,907   | 5,917,555   |
| 1963   | 3,735       | 1,094,943     | 180,064    | 149,197    | 194,896   | 6,620,765   |
| 1964   | 2,877       | 1,070,565     | 176,445    | 150,674    | 236,660   | 6,528,168   |
| 1965   | 3,272       | 1,134,355     | 180,336    | 154,344    | 254,496   | 7,103,973   |
| 1966   | 2,347       | 1,149,231     | 199,999    | 161,617    | 283,963   | 7,797,713   |
| 1967   | 2,551       | 998,645       | 192,668    | 159,716    | 304,799   | 8,586,281   |
| 1968   | 3,270       | 1,130,975     | 212,537    | 154,524    | 291,404   | 9,014,994   |
| 1969   | 4,094       | 1,116,194     | 198,803    | 154,543    | 300,303   | 9,269,544   |
| 1970   | 3,349       | 1,239,023     | 220,225    | 156,770    | 299,136   | 9,405,460   |
| 1971   | 2,605       | 1,242,642     | 207,346    | 165,814    | 318,073   | 9,401,724   |
| 1972   | 2,466       | 1,255,664     | 219,126    | 184,381    | 376,129   | 8,670,641   |
| 1973   | 2,949       | 1,163,642     | 202,686    | 183,413    | 390,576   | 8,935,271   |
| 1974   | 3,123       | 1,084,907     | 211,593    | 165,798    | 378,029   | 10,732,250  |
| 1975   | 3,135       | 1,058,350     | 165,813    | 154,168    | 364,915   | 5,983,464   |
| 1976   | 3,765       | 1,202,492     | 228,407    | 174,707    | 456,069   | 4,719,533   |
| 1977   | 3,652       | 1,210,581     | 308,910    | 174,193    | 398,040   | 4,106,863   |
| 1978   | 3,680       | 1,283,891     | 360,624    | 167,829    | 377,246   | 3,275,508   |
| 1979   | 4,539       | 1,319,836     | 369,242    | 161,538    | 391,716   | 3,629,494   |
| 1980   | 4,967       | 1,394,000     | 346,000    | 187,000    | 493,000   | 3,783,257   |
| 1981   | 6,404       | 1,324,000     | 331,000    | 201,000    | 479,000   | 4,019,395   |
| 1982   | 4,408       | 1,459,000     | 364,000    | 213,000    | 544,000   | 3,841,733   |
| 1983   | 5,518       | 1,739,000     | 328,000    | 224,000    | 582,000   | 2,902,194   |
| 1984   | 6,136       | 1,834,000     | 370,000    | 208,000    | 549,000   | 2,739,630   |
| 1985   | 6,969       | 2,011,000     | 401,000    | 216,000    | 613,000   | 3,421,473   |
| 1986   | 9,312       | 2,006,000     | 399,000    | 202,000    | 604,000   | 3,472,693   |
| 1987   | 8,933       | 2,001,000     | 406,000    | 204,000    | 619,000   | 3,357,853   |
| 1988   | 9,720       | 1,651,000     | 316,000    | 161,000    | 499,000   | 2,839,000   |
| 1989   | 9,898       | 1,932,000     | 368,000    | 203,000    | 621,000   | 2,954,000   |
| 1990 * | 6,850       | 1,762,000     | 318,000    | 188,000    | 584,000   | 2,181,000   |

NOTA:

\* Preliminar

FUENTES :

1950-1959, Ministerio de Energía y Minas, ANUARIO DE LA MINERIA DEL PERU 1966-67.

1960-1987, Ministerio de Energía y Minas, ANUARIO DE LA MINERIA DEL PERU, (varios años).

1988-1990, Instituto Nacional de Estadística e Informática, PERU: COMPENDIO ESTADISTICO, (varios años).

Cuadro II.19

VALOR DE LA PRODUCCION MINERA: 1950-1987  
(MILESIMOS DE NUEVO SOL)

| AÑOS | ORO   | PLATA        | COBRE        | PLOMO       | ZINC        | HIERRO      | TOTAL        |
|------|-------|--------------|--------------|-------------|-------------|-------------|--------------|
| 1950 | 108.3 | 181.7        | 175.3        | 193.8       | 195.2       | n.d         | 854.3        |
| 1951 | 115.5 | 252.6        | 242.2        | 370.0       | 357.3       | n.d         | 1,337.6      |
| 1952 | 108.7 | 242.5        | 269.8        | 388.6       | 376.6       | n.d         | 1,386.2      |
| 1953 | 134.0 | 287.3        | 318.0        | 363.6       | 238.0       | n.d         | 1,341.0      |
| 1954 | 141.7 | 323.3        | 708.3        | 489.8       | 304.4       | n.d         | 1,967.4      |
| 1955 | 165.0 | 302.9        | 603.6        | 581.4       | 425.6       | 338.6       | 2,417.1      |
| 1956 | 154.0 | 277.0        | 645.2        | 620.0       | 452.5       | 554.7       | 2,703.3      |
| 1957 | 142.1 | 332.7        | 489.7        | 597.3       | 322.1       | 805.9       | 2,689.8      |
| 1958 | 162.0 | 436.7        | 492.5        | 545.3       | 302.4       | 975.2       | 2,914.2      |
| 1959 | 176.1 | 585.3        | 690.2        | 584.6       | 443.6       | 769.4       | 3,249.3      |
| 1960 | 168.3 | 680.3        | 2,776.8      | 641.1       | 630.8       | 850.3       | 5,747.7      |
| 1961 | 154.7 | 721.6        | 2,814.8      | 544.8       | 543.2       | 937.0       | 5,716.0      |
| 1962 | 136.9 | 873.5        | 2,505.4      | 444.7       | 508.8       | 985.3       | 5,454.7      |
| 1963 | 107.9 | 1,121.8      | 2,789.8      | 643.0       | 742.4       | 1,118.7     | 6,523.5      |
| 1964 | 83.2  | 1,143.4      | 2,915.0      | 917.4       | 1,341.3     | 1,152.1     | 7,552.5      |
| 1965 | 95.4  | 1,191.7      | 3,553.0      | 1,092.6     | 1,250.1     | 1,332.9     | 8,515.7      |
| 1966 | 69.8  | 1,267.8      | 5,226.8      | 1,032.8     | 1,415.7     | 1,551.0     | 10,563.9     |
| 1967 | 90.6  | 1,463.9      | 5,695.5      | 1,064.3     | 1,592.4     | 2,050.3     | 11,957.2     |
| 1968 | 148.9 | 2,805.9      | 8,193.8      | 1,226.9     | 1,738.6     | 2,687.2     | 16,801.3     |
| 1969 | 195.6 | 2,343.3      | 10,460.8     | 1,461.7     | 1,796.2     | 2,719.6     | 18,977.2     |
| 1970 | 147.9 | 2,472.5      | 9,925.7      | 1,488.4     | 2,259.4     | 2,772.8     | 19,066.7     |
| 1971 | 130.2 | 2,126.0      | 7,476.0      | 1,271.1     | 2,906.9     | 2,483.3     | 16,393.6     |
| 1972 | 315.4 | 2,430.8      | 7,533.0      | 1,718.4     | 3,746.8     | 2,533.1     | 18,277.4     |
| 1973 | 459.2 | 3,408.0      | 13,187.1     | 2,282.3     | 5,607.4     | 2,454.5     | 27,398.6     |
| 1974 | 587.6 | 5,559.7      | 12,792.3     | 2,739.2     | 7,640.7     | 2,950.7     | 32,270.3     |
| 1975 | 622.8 | 5,322.2      | 7,065.2      | 1,890.6     | 7,063.3     | 2,388.7     | 24,352.8     |
| 1976 | 757.9 | 9,349.8      | 10,696.2     | 3,286.4     | 9,424.6     | 3,661.9     | 37,176.8     |
| 1977 | n.d   | n.d          | n.d          | n.d         | n.d         | n.d         | n.d          |
| 1978 | n.d   | n.d          | n.d          | n.d         | n.d         | n.d         | n.d          |
| 1979 | n.d   | n.d          | n.d          | n.d         | n.d         | n.d         | n.d          |
| 1980 | n.d   | 382,680.0    | 300,333.0    | 58,788.0    | 114,411.0   | 27,374.0    | 883,586.0    |
| 1981 | n.d   | 185,147.0    | 229,286.0    | 51,005.0    | 127,053.0   | 33,134.0    | 625,625.0    |
| 1982 | n.d   | 227,161.0    | 344,001.0    | 61,670.0    | 200,419.0   | 54,883.0    | 888,134.0    |
| 1983 | n.d   | 847,052.0    | 781,730.0    | 115,830.0   | 559,919.0   | 93,080.0    | 2,397,611.0  |
| 1984 | n.d   | 1,585,173.0  | 1,642,562.0  | 256,292.0   | 1,196,388.0 | 144,770.0   | 4,825,185.0  |
| 1985 | n.d   | 3,712,786.0  | 5,875,404.0  | 763,042.0   | 3,964,017.0 | 594,022.0   | 14,909,271.0 |
| 1986 | n.d   | 4,181,770.0  | 6,888,727.0  | 870,265.0   | 3,938,718.0 | 709,175.0   | 16,588,655.0 |
| 1987 | n.d   | 10,058,614.0 | 13,939,368.0 | 2,643,029.0 | 9,726,542.0 | 1,190,468.0 | 37,558,021.0 |

FUENTE: Ministerio de Energía y Minas, ANUARIO DE LA MINERIA DEL PERU, (varios años).

Cuadro II.20

**INDICE DE VOLUMEN DE LA PRODUCCION MINERA: 1950-1990 (1)**  
(1979 = 100)

| AÑOS   | ORO<br>(KILOS) | PLATA<br>(KILOS) | COBRE<br>(TM) | PLOMO<br>(TM) | ZINC<br>(TM) | HIERRO<br>(TM) | TOTAL |
|--------|----------------|------------------|---------------|---------------|--------------|----------------|-------|
| 1950   | 149.5          | 31.7             | 9.0           | 38.3          | 19.8         | n.d            | 28.7  |
| 1951   | 156.7          | 39.5             | 9.6           | 48.1          | 22.8         | n.d            | 33.8  |
| 1952   | 144.0          | 34.3             | 8.2           | 51.7          | 25.9         | n.d            | 31.7  |
| 1953   | 164.8          | 42.2             | 9.1           | 61.4          | 32.3         | n.d            | 37.9  |
| 1954   | 150.1          | 45.0             | 10.9          | 66.8          | 33.2         | n.d            | 39.5  |
| 1955   | 176.9          | 50.1             | 11.2          | 74.9          | 38.5         | 48.6           | 48.3  |
| 1956   | 168.7          | 45.7             | 12.3          | 75.9          | 39.1         | 80.4           | 49.0  |
| 1957   | 153.1          | 56.1             | 14.8          | 84.2          | 34.7         | 91.1           | 54.1  |
| 1958   | 144.2          | 56.9             | 14.1          | 77.7          | 31.4         | 91.6           | 52.7  |
| 1959   | 132.5          | 65.5             | 13.7          | 75.1          | 33.9         | 125.3          | 58.2  |
| 1960   | 128.0          | 77.0             | 49.8          | 81.2          | 40.1         | 142.7          | 73.5  |
| 1961   | 119.1          | 80.0             | 53.5          | 84.8          | 43.6         | 151.6          | 76.7  |
| 1962   | 105.4          | 78.1             | 44.8          | 82.6          | 46.9         | 163.0          | 74.5  |
| 1963   | 82.3           | 83.0             | 48.8          | 92.4          | 49.8         | 182.4          | 79.2  |
| 1964   | 63.4           | 81.1             | 47.8          | 93.3          | 60.4         | 179.9          | 78.7  |
| 1965   | 72.1           | 85.9             | 48.8          | 95.5          | 65.0         | 195.7          | 83.4  |
| 1966   | 51.7           | 87.1             | 54.2          | 100.0         | 72.5         | 214.8          | 87.1  |
| 1967   | 56.2           | 75.7             | 52.2          | 98.9          | 77.8         | 236.6          | 84.7  |
| 1968   | 72.0           | 85.7             | 57.6          | 95.7          | 74.4         | 248.4          | 90.8  |
| 1969   | 90.2           | 84.6             | 53.8          | 95.7          | 76.7         | 255.4          | 91.2  |
| 1970   | 73.8           | 93.9             | 59.6          | 97.0          | 76.4         | 259.1          | 95.8  |
| 1971   | 57.4           | 94.2             | 56.2          | 102.6         | 81.2         | 259.0          | 95.7  |
| 1972   | 87.4           | 95.1             | 59.3          | 114.1         | 96.0         | 238.9          | 100.0 |
| 1973   | 65.0           | 88.2             | 54.9          | 113.5         | 99.7         | 246.2          | 96.2  |
| 1974   | 68.8           | 82.2             | 57.3          | 102.6         | 96.5         | 295.7          | 96.8  |
| 1975   | 69.1           | 80.2             | 44.9          | 95.4          | 93.2         | 164.9          | 81.8  |
| 1976   | 82.9           | 91.1             | 61.9          | 108.2         | 116.4        | 130.0          | 92.6  |
| 1977   | 80.5           | 91.7             | 83.7          | 107.8         | 101.6        | 113.2          | 94.2  |
| 1978   | 81.1           | 97.3             | 97.7          | 103.9         | 96.3         | 90.2           | 96.6  |
| 1979   | 100.0          | 100.0            | 100.0         | 100.0         | 100.0        | 100.0          | 100.0 |
| 1980   | 109.4          | 105.6            | 93.7          | 115.8         | 125.9        | 104.2          | 107.0 |
| 1981   | 141.1          | 100.3            | 89.6          | 124.4         | 122.3        | 110.7          | 106.4 |
| 1982   | 97.1           | 110.5            | 98.6          | 131.9         | 138.9        | 105.8          | 113.2 |
| 1983   | 121.6          | 131.8            | 88.8          | 138.7         | 148.6        | 80.0           | 120.7 |
| 1984   | 135.2          | 139.0            | 100.2         | 128.8         | 140.2        | 75.5           | 124.2 |
| 1985   | 153.5          | 152.4            | 108.6         | 133.7         | 156.5        | 94.3           | 136.6 |
| 1986   | 205.2          | 152.0            | 108.1         | 125.0         | 154.2        | 95.7           | 137.7 |
| 1987   | 196.8          | 151.6            | 110.0         | 126.3         | 158.0        | 92.5           | 138.0 |
| 1988   | 214.1          | 125.1            | 85.6          | 99.7          | 127.4        | 78.2           | 108.3 |
| 1989   | 218.1          | 146.4            | 99.7          | 125.7         | 158.5        | 81.4           | 127.4 |
| 1990 * | 150.9          | 133.5            | 86.1          | 116.4         | 149.1        | 60.1           | 113.7 |

## NOTAS:

(1) El índice se calculó ponderando los volúmenes de producción con el valor de la producción a precios de comprador.

\* Preliminar.

FUENTE: Cuadro II.18.

ELABORACION: Propia.

Cuadro II.21

VOLUMEN DE PRODUCCION DE PETROLEO, CARBON  
Y GAS NATURAL: 1903:1990

| AÑOS | PETROLEO<br>(BARRILES) | CARBON<br>(T.M.) | GAS NATURAL<br>(BARRILES) |
|------|------------------------|------------------|---------------------------|
| 1903 | 278,092                | 39,920           | n.d                       |
| 1904 | 290,122                | 59,920           | n.d                       |
| 1905 | 372,750                | 75,308           | n.d                       |
| 1906 | 531,240                | 79,969           | n.d                       |
| 1907 | 751,380                | 188,565          | n.d                       |
| 1908 | 944,610                | 311,122          | n.d                       |
| 1909 | 1,410,960              | 321,502          | n.d                       |
| 1910 | 1,257,840              | 307,320          | n.d                       |
| 1911 | 1,464,525              | 324,000          | n.d                       |
| 1912 | 1,752,000              | 278,927          | n.d                       |
| 1913 | 2,050,942              | 273,945          | n.d                       |
| 1914 | 1,836,992              | 283,860          | n.d                       |
| 1915 | 2,578,785              | 290,743          | n.d                       |
| 1916 | 2,593,185              | 319,063          | n.d                       |
| 1917 | 2,577,013              | 353,595          | n.d                       |
| 1918 | 2,527,001              | 346,226          | n.d                       |
| 1919 | 2,627,697              | 344,260          | n.d                       |
| 1920 | 2,816,649              | 378,237          | n.d                       |
| 1921 | 3,699,280              | 357,315          | n.d                       |
| 1922 | 5,313,854              | 303,321          | 12,698                    |
| 1923 | 5,698,510              | 253,000          | 32,368                    |
| 1924 | 7,924,700              | 154,512          | 64,573                    |
| 1925 | 9,231,938              | 101,749          | 91,112                    |
| 1926 | 10,762,393             | 170,760          | 264,573                   |
| 1927 | 10,127,432             | 162,067          | 415,554                   |
| 1928 | 12,006,402             | 178,494          | 603,775                   |
| 1929 | 13,422,331             | 220,604          | 726,572                   |
| 1930 | 12,448,888             | 201,369          | 770,927                   |
| 1931 | 10,089,432             | 140,552          | 724,918                   |
| 1932 | 9,899,265              | 25,823           | 856,835                   |
| 1933 | 13,257,318             | 30,075           | 1,003,216                 |
| 1934 | 16,314,381             | 35,321           | 1,076,062                 |
| 1935 | 17,066,555             | 85,044           | 1,101,714                 |
| 1936 | 17,593,159             | 89,622           | 1,188,147                 |
| 1937 | 17,457,194             | 99,041           | 1,167,444                 |
| 1938 | 15,838,605             | 75,447           | 1,077,835                 |
| 1939 | 13,517,672             | 107,968          | 1,067,688                 |
| 1940 | 12,130,028             | 152,727          | 972,094                   |
| 1941 | 11,395,402             | 117,193          | 923,909                   |
| 1942 | 13,628,558             | 149,599          | 1,003,972                 |
| 1943 | 14,654,499             | 186,996          | 1,038,479                 |
| 1944 | 14,388,960             | 173,359          | 1,028,473                 |
| 1945 | 13,744,218             | 201,263          | 1,074,690                 |
| 1946 | 12,468,126             | 229,650          | 1,041,407                 |
| 1947 | 12,763,808             | 215,332          | 1,000,754                 |
| 1948 | 14,068,880             | 189,025          | 1,059,308                 |
| 1949 | 14,796,093             | 169,686          | 1,073,329                 |
| 1950 | 15,027,840             | 195,657          | 1,056,632                 |
| 1951 | 16,109,896             | 185,720          | 1,089,604                 |
| 1952 | 16,403,083             | 225,367          | 1,035,376                 |
| 1953 | 15,999,770             | 210,250          | 1,062,432                 |
| 1954 | 17,161,522             | 206,053          | 1,059,867                 |
| 1955 | 17,242,392             | 136,160          | 1,094,222                 |
| 1956 | 18,383,394             | 145,492          | 1,053,234                 |
| 1957 | 19,221,512             | 140,557          | 1,134,482                 |
| 1958 | 18,732,134             | 223,381          | 938,415                   |
| 1959 | 17,733,310             | 173,157          | 999,998                   |

(Continuación)

| ANOS   | PETROLEO<br>(BARRILES) | CARBON<br>(TM) | GAS NATURAL<br>(BARRILES) |
|--------|------------------------|----------------|---------------------------|
| 1960   | 19,256,781             | 162,229        | 910,845                   |
| 1961   | 19,371,237             | 167,108        | 958,688                   |
| 1962   | 21,132,306             | 162,848        | 973,312                   |
| 1963   | 21,467,979             | 131,159        | 939,753                   |
| 1964   | 23,118,929             | 147,084        | 916,653                   |
| 1965   | 23,067,855             | 128,930        | 871,939                   |
| 1966   | 23,027,025             | 150,090        | 749,131                   |
| 1967   | 25,856,633             | 166,810        | 690,540                   |
| 1968   | 26,956,127             | 160,606        | 678,078                   |
| 1969   | 26,252,566             | 161,769        | 706,573                   |
| 1970   | 26,269,312             | 151,569        | 609,326                   |
| 1971   | 22,587,878             | n.d            | 535,680                   |
| 1972   | 23,644,419             | n.d            | 523,268                   |
| 1973   | 25,766,540             | n.d            | 542,514                   |
| 1974   | 28,141,840             | n.d            | 600,297                   |
| 1975   | 26,293,673             | n.d            | 549,497                   |
| 1976   | 27,965,163             | n.d            | 619,051                   |
| 1977   | 33,270,893             | n.d            | 634,583                   |
| 1978   | 55,071,217             | n.d            | 583,828                   |
| 1979   | 69,952,170             | n.d            | 570,308                   |
| 1980   | 71,355,000             | n.d            | 527,668                   |
| 1981   | 70,431,000             | n.d            | 504,034                   |
| 1982   | 71,197,000             | n.d            | 469,794                   |
| 1983   | 62,454,000             | n.d            | 361,714                   |
| 1984   | 67,374,000             | n.d            | 430,331                   |
| 1985   | 68,788,000             | n.d            | 540,171                   |
| 1986   | 64,800,000             | n.d            | 569,442                   |
| 1987   | 59,730,000             | n.d            | 569,354                   |
| 1988   | 51,717,000             | n.d            | 536,534                   |
| 1989   | 47,597,000             | n.d            | 454,178                   |
| 1990 * | 47,050,000             | n.d            | 439,206                   |

NOTAS:

(1) 1 barril = 87.5 miles de pies cúbicos.

Preliminar para el caso del gas natural.

FUENTES:

1903-1943, EXTRACTOS ESTADISTICOS DEL PERU, (varios años).

1944-1969, ANUARIOS ESTADISTICOS DEL PERU, (varios años).

1970-1990, Instituto Nacional de Estadística e Informática, PERU: COMPENDIO ESTADISTICO, (varios años).

Cuadro II.22

**VALOR DE LA PRODUCCION DE PETROLEO, CARBON  
Y GAS NATURAL: 1903-1986  
(MILLONESIMOS DE NUEVO SOL)**

| AÑOS | PETROLEO<br>(1) | CARBON<br>(2) | GAS NATURAL<br>(1) | TOTAL   |
|------|-----------------|---------------|--------------------|---------|
| 1903 | 149             | 517           | n.d.               | 666     |
| 1904 | 117             | 899           | n.d.               | 1,016   |
| 1905 | 152             | 1,000         | n.d.               | 1,152   |
| 1906 | 243             | 1,382         | n.d.               | 1,624   |
| 1907 | 312             | 1,071         | n.d.               | 1,384   |
| 1908 | 422             | 1,408         | n.d.               | 1,830   |
| 1909 | 556             | 1,924         | n.d.               | 2,480   |
| 1910 | 599             | 1,790         | n.d.               | 2,389   |
| 1911 | 875             | 1,442         | n.d.               | 2,317   |
| 1912 | 880             | 1,803         | n.d.               | 2,683   |
| 1913 | 1,033           | 1,993         | n.d.               | 3,026   |
| 1914 | 1,135           | 2,052         | n.d.               | 3,187   |
| 1915 | 1,687           | 2,089         | n.d.               | 3,776   |
| 1916 | 1,524           | 1,587         | n.d.               | 3,111   |
| 1917 | 1,651           | 2,023         | n.d.               | 3,674   |
| 1918 | 2,001           | 2,277         | n.d.               | 4,278   |
| 1919 | 2,364           | 2,639         | n.d.               | 5,002   |
| 1920 | 2,495           | 2,770         | n.d.               | 5,264   |
| 1921 | 3,621           | 2,689         | n.d.               | 6,310   |
| 1922 | 5,091           | 2,255         | n.d.               | 7,347   |
| 1923 | 5,139           | 1,905         | n.d.               | 7,045   |
| 1924 | 8,051           | 2,342         | n.d.               | 10,393  |
| 1925 | 9,687           | 1,211         | n.d.               | 10,898  |
| 1926 | 11,173          | 1,850         | n.d.               | 13,023  |
| 1927 | 18,649          | 2,057         | n.d.               | 20,706  |
| 1928 | 20,856          | 2,218         | n.d.               | 23,074  |
| 1929 | 10,279          | 2,938         | n.d.               | 13,217  |
| 1930 | 9,238           | 2,706         | n.d.               | 11,945  |
| 1931 | 7,887           | 1,532         | n.d.               | 9,418   |
| 1932 | 8,723           | 425           | 3,745              | 12,893  |
| 1933 | 13,084          | 514           | 6,483              | 20,081  |
| 1934 | 15,226          | 342           | 6,950              | 22,519  |
| 1935 | 13,434          | 794           | 8,584              | 22,812  |
| 1936 | 13,743          | 807           | 9,724              | 24,274  |
| 1937 | 12,996          | 989           | 7,033              | 21,018  |
| 1938 | 13,160          | 754           | 7,398              | 21,312  |
| 1939 | 9,763           | 1,480         | 7,271              | 18,513  |
| 1940 | 7,706           | 1,135         | 8,157              | 16,998  |
| 1941 | 7,758           | 1,172         | 7,807              | 16,737  |
| 1942 | 11,073          | 2,244         | 8,505              | 21,822  |
| 1943 | 11,899          | 3,941         | 8,794              | 24,635  |
| 1944 | 11,693          | 3,414         | 8,696              | 23,802  |
| 1945 | 11,167          | 5,625         | 9,047              | 25,839  |
| 1946 | 11,184          | 5,991         | 11,508             | 28,682  |
| 1947 | 15,431          | 5,373         | 11,058             | 31,863  |
| 1948 | 24,234          | 6,278         | 13,428             | 43,940  |
| 1949 | 52,019          | 11,781        | 14,549             | 78,350  |
| 1950 | 58,249          | 15,132        | 36,637             | 110,019 |
| 1951 | 64,805          | 19,816        | 39,106             | 123,728 |
| 1952 | 65,744          | 25,036        | 42,106             | 132,886 |
| 1953 | 60,003          | 28,565        | 38,955             | 127,523 |
| 1954 | 77,655          | 26,666        | 38,988             | 143,309 |
| 1955 | 73,983          | 14,961        | 42,139             | 131,084 |
| 1956 | 76,892          | 22,228        | 39,909             | 139,029 |
| 1957 | 100,054         | 21,475        | 40,202             | 161,731 |
| 1958 | 107,108         | 46,819        | n.d.               | 153,927 |
| 1959 | 116,314         | 36,334        | n.d.               | 152,648 |



(Continuación)

| AÑOS | PETROLEO<br>(1) | CARBON<br>(2) | GAS NATURAL<br>(1) | TOTAL         |
|------|-----------------|---------------|--------------------|---------------|
| 1960 | 127,519         | 30,508        | n.d.               | 158,027       |
| 1961 | 139,651         | 30,890        | n.d.               | 170,541       |
| 1962 | 155,552         | 31,359        | n.d.               | 186,911       |
| 1963 | 161,200         | 24,582        | n.d.               | 185,782       |
| 1964 | 190,763         | 51,037        | n.d.               | 241,800       |
| 1965 | 221,422         | 55,563        | n.d.               | 276,985       |
| 1966 | 240,907         | 64,828        | n.d.               | 305,735       |
| 1967 | 297,086         | 72,499        | n.d.               | 369,585       |
| 1968 | 369,960         | 72,648        | n.d.               | 442,608       |
| 1969 | 381,697         | 70,146        | n.d.               | 451,843       |
| 1970 | 284,654         | 70,218        | n.d.               | 354,872       |
| 1971 | 340,919         | 10,853        | n.d.               | 351,772       |
| 1972 | 329,414         | 30,224        | n.d.               | 359,638       |
| 1973 | 578,356         | ---           | n.d.               | 578,356       |
| 1974 | 1,394,034       | n.d.          | n.d.               | 1,394,034     |
| 1975 | 1,072,090       | n.d.          | n.d.               | 1,072,090     |
| 1976 | 1,637,304       | n.d.          | n.d.               | 1,637,304     |
| 1977 | 3,527,680       | n.d.          | n.d.               | 3,527,680     |
| 1978 | 11,681,662      | n.d.          | n.d.               | 11,681,662    |
| 1979 | 42,494,097      | n.d.          | n.d.               | 42,494,097    |
| 1980 | 72,369,497      | n.d.          | n.d.               | 72,369,497    |
| 1981 | 102,944,302     | n.d.          | n.d.               | 102,944,302   |
| 1982 | 156,542,837     | n.d.          | n.d.               | 156,542,837   |
| 1983 | 313,083,191     | n.d.          | n.d.               | 313,083,191   |
| 1984 | 612,781,608     | n.d.          | n.d.               | 612,781,608   |
| 1985 | 2,205,295,128   | n.d.          | n.d.               | 2,205,295,128 |
| 1986 | 1,987,286,400   | n.d.          | n.d.               | 1,987,286,400 |

FUENTES :

(1) 1903-1943, EXTRACTOS ESTADISTICOS DEL PERU, (varios años).

1944-1969, ANUARIOS ESTADISTICOS DEL PERU, (varios años).

1970-1986, Instituto Nacional de Estadística e Informática, PERU: COMPENDIO ESTADISTICO

(2) 1903-1969, Ministerio de Energía y Minas, ANUARIO DE LA MINERIA DEL PERU, (varios años)

1970-1986, Instituto Nacional de Estadística e Informática, PERU: COMPENDIO ESTADISTICO

## Cuadro II.23

**INDICE DEL VOLUMEN FISICO DE LA PRODUCCION MANUFACTURERA: 1950-1973**  
(1979 = 100)

| CIU    | ACTIVIDAD                   | 1950 | 1951 | 1952 | 1953 | 1954 | 1955  | 1956 | 1957 | 1958 | 1959 | 1960  | 1961  | 1962  | 1963  | 1964  | 1965  | 1966  | 1967  | 1968  | 1969  | 1970  | 1971  | 1972  | 1973  |
|--------|-----------------------------|------|------|------|------|------|-------|------|------|------|------|-------|-------|-------|-------|-------|-------|-------|-------|-------|-------|-------|-------|-------|-------|
| 311-12 | Alimentos                   | 16.5 | 16.7 | 17.7 | 19.7 | 20.1 | 21.9  | 22.3 | 23.4 | 25.3 | 34.2 | 39.8  | 45.2  | 48.1  | 49.6  | 55.5  | 52.8  | 57.8  | 60.8  | 65.4  | 63.9  | 73.2  | 83.1  | 89.2  | 93.5  |
| 313    | Bebidas                     | 8.1  | 9.7  | 11.5 | 13.4 | 14.5 | 15.1  | 15.0 | 18.0 | 17.4 | 17.7 | 20.8  | 21.1  | 24.3  | 26.9  | 28.0  | 33.1  | 42.3  | 46.4  | 48.8  | 48.4  | 54.1  | 63.8  | 67.6  | 76.3  |
| 314    | Tabaco                      | 47.0 | 45.5 | 45.2 | 49.6 | 52.7 | 56.8  | 46.6 | 52.9 | 53.9 | 46.6 | 46.7  | 51.1  | 45.8  | 41.0  | 35.7  | 47.9  | 53.7  | 64.2  | 57.8  | 63.4  | 64.8  | 70.2  | 78.8  | 85.7  |
| 321    | Textil                      | 36.8 | 38.9 | 40.9 | 43.8 | 50.1 | 51.9  | 53.7 | 56.2 | 55.2 | 54.7 | 60.4  | 61.1  | 65.0  | 64.5  | 64.2  | 77.3  | 77.5  | 77.1  | 74.7  | 72.2  | 90.2  | 103.2 | 100.2 | 101.7 |
| 322-24 | Prendas de vestir y calzado | 25.9 | 27.3 | 27.5 | 32.9 | 34.5 | 36.5  | 37.1 | 40.9 | 41.6 | 44.6 | 52.2  | 59.1  | 67.5  | 73.0  | 81.6  | 88.6  | 102.3 | 108.5 | 110.5 | 114.8 | 121.6 | 132.3 | 144.4 | 143.8 |
| 323    | Cuero                       | 77.9 | 80.0 | 83.5 | 89.3 | 89.9 | 105.0 | 87.4 | 94.8 | 98.3 | 99.4 | 111.3 | 119.3 | 119.4 | 121.7 | 109.4 | 112.1 | 118.6 | 114.9 | 113.9 | 114.6 | 119.1 | 131.6 | 119.3 | 125.5 |
| 331    | Madera                      | 18.7 | 19.1 | 21.5 | 20.4 | 21.7 | 24.4  | 25.3 | 26.6 | 20.8 | 20.8 | 24.3  | 25.1  | 31.6  | 31.7  | 35.9  | 38.6  | 55.5  | 51.0  | 52.5  | 51.0  | 58.4  | 73.3  | 82.4  | 75.1  |
| 341    | Papel                       | 10.7 | 17.0 | 15.9 | 17.2 | 21.2 | 20.7  | 27.1 | 30.1 | 29.9 | 36.3 | 40.9  | 45.6  | 46.7  | 53.3  | 56.7  | 70.8  | 74.3  | 79.1  | 82.7  | 88.0  | 99.1  | 111.8 | 110.5 | 110.8 |
| 342    | Imprenta                    | 32.2 | 40.6 | 36.7 | 40.0 | 47.9 | 56.0  | 62.7 | 63.8 | 46.6 | 51.8 | 57.2  | 64.0  | 69.6  | 82.9  | 93.3  | 115.7 | 134.1 | 140.4 | 137.9 | 147.1 | 138.6 | 138.0 | 163.4 | 182.8 |
| 351-52 | Productos químicos          | 3.9  | 4.3  | 4.5  | 4.7  | 5.6  | 5.8   | 6.8  | 8.4  | 8.8  | 9.6  | 12.9  | 17.1  | 18.8  | 21.7  | 23.8  | 27.0  | 30.6  | 33.1  | 36.7  | 38.7  | 42.5  | 50.4  | 65.1  | 73.6  |
| 353    | Petróleo                    | 21.0 | 23.4 | 23.7 | 24.1 | 25.2 | 25.6  | 27.2 | 27.3 | 27.9 | 26.8 | 28.6  | 28.8  | 31.2  | 32.6  | 34.7  | 35.7  | 36.2  | 36.8  | 50.3  | 51.8  | 52.8  | 63.4  | 69.5  | 75.6  |
| 355    | Caucho                      | 17.5 | 18.1 | 18.6 | 27.4 | 26.9 | 28.7  | 32.9 | 38.2 | 34.3 | 30.7 | 45.4  | 45.1  | 51.1  | 41.8  | 47.4  | 65.4  | 64.2  | 80.9  | 59.8  | 62.1  | 72.8  | 73.1  | 83.4  | 91.4  |
| 369    | Minerales no metálicos      | 17.0 | 17.2 | 18.9 | 24.1 | 26.7 | 29.2  | 30.3 | 31.0 | 34.5 | 33.6 | 33.1  | 37.4  | 39.7  | 42.4  | 49.3  | 56.3  | 62.3  | 72.2  | 66.0  | 63.7  | 68.5  | 84.7  | 90.6  | 97.3  |
| 371    | Metálica Básica             | 4.2  | 4.7  | 5.0  | 5.6  | 6.1  | 6.9   | 6.4  | 8.2  | 7.7  | 7.0  | 16.4  | 18.1  | 15.6  | 17.5  | 17.9  | 18.2  | 17.4  | 17.9  | 20.2  | 19.8  | 19.5  | 27.9  | 52.7  | 72.0  |
|        | TOTAL                       | 12.1 | 12.9 | 13.7 | 15.1 | 16.4 | 17.6  | 18.2 | 19.6 | 19.8 | 21.8 | 26.4  | 29.1  | 31.1  | 33.6  | 36.8  | 40.4  | 45.2  | 47.5  | 48.9  | 50.1  | 56.7  | 66.2  | 77.9  | 87.3  |

FUENTE: Banco Industrial del Perú.  
ELABORACION: Propia.

Cuadro II.24

INDICE DEL VOLUMEN FISICO DE LA PRODUCCION MANUFACTURERA: 1974  
(1979 = 100)

| CIU     | ACTIVIDAD                        | Ene.  | Feb.  | Mar.  | Abr.  | May.  | Jun.  | Jul.  | Ago.  | Set.  | Oct.  | Nov.  | Dic.  | Promedio |
|---------|----------------------------------|-------|-------|-------|-------|-------|-------|-------|-------|-------|-------|-------|-------|----------|
| 31X     | Harina de Pescado                | 64.3  | 22.5  | 235.8 | 399.9 | 243.7 | 18.1  | 9.7   | 4.5   | 19.8  | 295.7 | 248.5 | 12.0  | 131.2    |
| 311-12  | Alimentos                        | 96.3  | 80.2  | 89.2  | 90.6  | 100.8 | 99.6  | 97.8  | 106.8 | 102.7 | 109.3 | 115.8 | 100.9 | 99.2     |
| 3111    | Matanza y conservación de carnes | 89.3  | 100.5 | 89.7  | 104.9 | 100.1 | 106.3 | 93.8  | 98.0  | 102.0 | 96.9  | 97.2  | 96.6  | 97.9     |
| 3112    | Productos lácteos                | 109.9 | 100.8 | 106.9 | 105.3 | 100.6 | 99.5  | 98.5  | 98.9  | 104.8 | 107.6 | 111.0 | 115.0 | 104.9    |
| 3114    | Elaboración de pescados          | 42.3  | 28.8  | 32.8  | 57.3  | 45.0  | 50.0  | 41.1  | 38.8  | 22.9  | 30.4  | 29.2  | 33.5  | 37.7     |
| 3116-17 | Molinería y panadería            | 92.0  | 87.3  | 77.2  | 77.8  | 84.2  | 94.6  | 92.6  | 100.7 | 94.5  | 99.4  | 111.4 | 116.5 | 94.0     |
| 3118    | Azúcar                           | 147.2 | 134.2 | 132.7 | 77.5  | 126.0 | 97.0  | 127.7 | 174.4 | 175.6 | 180.0 | 174.6 | 165.5 | 142.7    |
| 3122    | Alimentos para animales          | 138.1 | 115.2 | 107.6 | 175.9 | 198.8 | 194.1 | 212.8 | 218.4 | 213.4 | 227.2 | 237.6 | 223.1 | 188.5    |
| 3129    | Alimentos diversos               | 96.5  | 68.6  | 99.5  | 95.5  | 108.8 | 104.3 | 94.8  | 101.8 | 99.4  | 108.1 | 116.8 | 76.0  | 97.5     |
| 313     | Bebidas                          | 83.7  | 88.8  | 95.6  | 91.0  | 90.2  | 86.8  | 91.5  | 93.3  | 96.2  | 96.1  | 96.7  | 100.3 | 92.5     |
| 3133    | Cerveza y Malta                  | 64.3  | 75.1  | 87.4  | 78.7  | 79.0  | 79.7  | 86.4  | 86.9  | 88.3  | 87.5  | 89.6  | 87.6  | 82.5     |
| 3131-34 | Otras bebidas                    | 110.6 | 107.8 | 107.0 | 108.1 | 105.7 | 96.6  | 98.6  | 102.1 | 107.1 | 108.0 | 106.5 | 118.0 | 106.3    |
| 314     | Tabaco                           | 99.7  | 86.2  | 82.1  | 81.9  | 98.9  | 105.5 | 112.9 | 119.0 | 110.3 | 104.5 | 92.6  | 103.9 | 99.8     |
| 321     | Textil                           | 89.0  | 96.1  | 105.6 | 105.7 | 109.3 | 107.7 | 110.4 | 109.2 | 103.9 | 100.9 | 103.7 | 92.4  | 102.8    |
| 3211    | Hilados, tejidos y acabados      | 68.4  | 78.9  | 86.6  | 85.9  | 87.0  | 86.0  | 86.3  | 86.3  | 83.4  | 80.4  | 84.1  | 70.0  | 81.9     |
| 3213-15 | Tejidos de punto                 | 139.5 | 138.1 | 152.2 | 154.0 | 163.8 | 160.9 | 169.4 | 165.1 | 154.1 | 151.2 | 151.7 | 147.1 | 153.9    |
| 322     | Prendas de vestir                | 94.9  | 152.4 | 160.7 | 176.4 | 188.9 | 163.8 | 187.4 | 168.3 | 164.8 | 165.7 | 165.0 | 177.3 | 163.8    |
| 323     | Cuero                            | 117.4 | 99.2  | 109.2 | 121.8 | 120.7 | 118.2 | 129.7 | 120.4 | 134.5 | 128.5 | 121.4 | 119.0 | 120.0    |
| 324     | Calzado                          | 182.7 | 88.7  | 113.1 | 138.4 | 49.3  | 133.5 | 186.8 | 184.7 | 173.1 | 182.9 | 65.4  | 171.7 | 139.2    |
| 331     | Madera                           | 69.0  | 63.1  | 71.7  | 80.2  | 87.2  | 83.4  | 88.3  | 82.1  | 83.9  | 85.8  | 75.3  | 58.9  | 77.4     |
| 341     | Papel                            | 118.6 | 138.9 | 131.0 | 137.9 | 139.3 | 146.3 | 141.0 | 144.2 | 138.6 | 123.0 | 142.9 | 147.8 | 137.5    |
| 3411    | Ind. del papel y cartón          | 93.2  | 120.2 | 111.6 | 113.2 | 119.6 | 120.7 | 111.0 | 139.6 | 117.0 | 153.1 | 129.6 | 132.4 | 121.8    |
| 3412    | Envases de papel y cartón        | 132.4 | 149.0 | 141.6 | 151.3 | 150.0 | 160.2 | 157.3 | 146.7 | 150.3 | 106.6 | 150.1 | 156.1 | 146.0    |
| 342     | Imprenta                         | 211.3 | 220.8 | 226.3 | 207.3 | 184.4 | 140.4 | 147.0 | 125.4 | 153.7 | 217.7 | 172.4 | 176.2 | 181.9    |
| 351     | Química industrial               | 53.1  | 56.6  | 63.8  | 64.2  | 65.4  | 70.9  | 73.6  | 68.2  | 68.2  | 67.0  | 73.4  | 67.7  | 66.0     |
| 352     | Química diversa                  | 70.8  | 87.5  | 83.9  | 88.3  | 96.1  | 95.0  | 101.5 | 94.4  | 101.1 | 100.8 | 103.1 | 96.5  | 93.2     |
| 3522    | Farmacéuticos de uso humano      | 59.5  | 87.4  | 81.8  | 97.5  | 86.9  | 97.7  | 106.3 | 107.7 | 112.1 | 103.2 | 100.5 | 90.1  | 94.2     |
| 3529    | Otros productos químicos         | 77.7  | 87.6  | 85.1  | 82.8  | 101.6 | 93.3  | 98.6  | 86.3  | 94.5  | 99.4  | 104.6 | 100.3 | 92.7     |
| 353     | Petróleo                         | 83.3  | 77.4  | 83.7  | 82.2  | 86.0  | 80.7  | 84.5  | 80.6  | 70.9  | 84.9  | 80.9  | 87.8  | 81.9     |
| 355     | Caucho                           | 99.8  | 78.9  | 81.6  | 72.0  | 63.6  | 95.9  | 103.5 | 105.2 | 105.7 | 114.3 | 86.1  | 113.0 | 93.3     |
| 356     | Plásticos                        | 95.8  | 99.3  | 106.1 | 98.0  | 99.6  | 99.9  | 103.1 | 105.4 | 108.6 | 88.3  | 90.5  | 97.1  | 99.3     |
| 362     | Vidrio                           | 83.1  | 86.3  | 91.5  | 92.6  | 92.8  | 87.0  | 89.1  | 85.6  | 89.7  | 97.4  | 103.6 | 106.4 | 92.1     |
| 369     | Minerales no metálicos           | 114.1 | 113.5 | 117.2 | 119.0 | 122.8 | 117.7 | 122.8 | 121.6 | 110.5 | 122.1 | 117.1 | 118.4 | 118.1    |
| 3692    | Cemento                          | 75.7  | 73.2  | 91.1  | 79.9  | 83.6  | 82.6  | 84.4  | 83.5  | 86.9  | 84.7  | 80.4  | 86.0  | 82.7     |
| 3699    | Otros min. no metálicos          | 128.1 | 128.2 | 126.7 | 133.3 | 137.1 | 130.6 | 136.9 | 135.5 | 119.2 | 135.8 | 130.5 | 130.2 | 131.0    |
| 371     | Metálica Básica                  | 71.9  | 67.4  | 91.2  | 101.6 | 89.7  | 98.3  | 89.0  | 79.9  | 73.2  | 88.2  | 103.8 | 103.1 | 88.1     |
| 372     | Metálica Básica no Ferrosa       | 44.6  | 48.0  | 11.8  | 45.2  | 52.3  | 46.4  | 47.8  | 46.1  | 46.1  | 47.0  | 43.5  | 44.6  | 43.6     |
| 381     | Productos Metálicos              | 110.2 | 94.6  | 114.4 | 119.7 | 123.7 | 121.7 | 126.3 | 120.6 | 114.1 | 126.2 | 122.1 | 115.2 | 117.4    |
| 382     | Maquinaria y Equipo              | 105.9 | 88.3  | 91.5  | 105.3 | 94.0  | 88.2  | 96.2  | 89.8  | 82.5  | 94.7  | 126.2 | 135.9 | 99.9     |
| 3822    | Maquinaria y eq. agrícola        | 93.4  | 93.4  | 93.4  | 93.4  | 93.4  | 93.4  | 93.4  | 93.4  | 93.4  | 93.4  | 154.4 | 154.4 | 103.6    |
| 3829    | Maquinaria y eq. diversos        | 121.6 | 81.9  | 89.1  | 120.2 | 94.8  | 81.6  | 99.7  | 85.2  | 68.9  | 96.3  | 91.0  | 122.8 | 95.3     |
| 383     | Maquinaria y aparatos eléctricos | 90.0  | 89.6  | 99.9  | 99.8  | 104.3 | 105.4 | 109.6 | 103.9 | 103.6 | 109.4 | 122.9 | 123.4 | 105.2    |
| 3831    | Maquinaria eléctrica diversa     | 90.6  | 90.6  | 90.6  | 90.6  | 90.6  | 90.6  | 90.2  | 90.2  | 90.2  | 90.2  | 90.2  | 90.2  | 90.4     |
| 3832    | Equipos, radio y televisión      | 138.3 | 79.4  | 129.2 | 137.5 | 148.3 | 135.9 | 148.1 | 135.4 | 146.7 | 149.0 | 171.2 | 170.6 | 140.8    |
| 3833    | Aparatos electrodomésticos       | 89.0  | 170.8 | 139.3 | 135.5 | 125.4 | 155.9 | 141.2 | 183.5 | 135.9 | 107.8 | 174.2 | 164.3 | 143.6    |
| 3839    | Suministros eléctricos diversos  | 51.5  | 79.7  | 73.8  | 67.6  | 73.1  | 79.2  | 83.7  | 69.9  | 70.3  | 89.8  | 93.0  | 97.0  | 77.4     |
| 384     | Material de Transporte           | 140.3 | 221.4 | 215.7 | 216.6 | 247.3 | 234.8 | 215.7 | 203.6 | 164.2 | 213.2 | 229.8 | 161.0 | 205.3    |
| 390     | Industrias diversas              | 116.9 | 112.2 | 114.2 | 116.5 | 113.5 | 97.5  | 107.7 | 112.9 | 114.4 | 124.7 | 135.9 | 118.4 | 115.4    |
|         | TOTAL                            | 89.5  | 90.9  | 96.9  | 109.4 | 107.6 | 96.9  | 100.4 | 98.3  | 96.8  | 111.3 | 109.2 | 98.6  | 100.5    |

FUENTE: Ministerio de Industria, Comercio Interior, Turismo e Integreación.

Cuadro II.25

INDICE DEL VOLUMEN FISICO DE LA PRODUCCION MANUFACTURERA: 1975  
(1979 = 100)

| CIU     | ACTIVIDAD                        | Ene.  | Feb.  | Mar.  | Abr.  | May.  | Jun.  | Jul.  | Ago.  | Set.  | Oct.  | Nov.  | Dic.  | Promedio |
|---------|----------------------------------|-------|-------|-------|-------|-------|-------|-------|-------|-------|-------|-------|-------|----------|
| 31X     | Harina de Pescado                | 98.6  | 137.8 | 343.1 | 344.8 | 227.5 | 8.0   | 2.9   | 2.8   | 2.2   | 16.2  | 20.8  | 27.5  | 102.7    |
| 311-12  | Alimentos                        | 106.9 | 93.0  | 98.5  | 98.5  | 90.1  | 96.8  | 96.4  | 99.8  | 105.9 | 118.2 | 116.6 | 111.4 | 102.7    |
| 3111    | Matanza y conservación de carnes | 94.4  | 95.5  | 105.7 | 118.4 | 97.6  | 100.2 | 88.5  | 38.5  | 100.4 | 101.5 | 89.8  | 102.0 | 94.4     |
| 3112    | Productos lácteos                | 108.5 | 110.4 | 98.5  | 103.2 | 97.9  | 100.1 | 100.2 | 100.0 | 108.0 | 120.3 | 110.7 | 113.9 | 106.0    |
| 3114    | Elaboración de pescados          | 47.7  | 35.0  | 30.7  | 35.2  | 34.0  | 31.0  | 31.7  | 33.3  | 29.7  | 35.1  | 37.6  | 38.3  | 34.9     |
| 3116-17 | Molinería y panadería            | 89.9  | 87.9  | 87.8  | 97.8  | 96.4  | 89.1  | 95.4  | 101.7 | 99.2  | 109.2 | 123.9 | 113.5 | 99.3     |
| 3118    | Azúcar                           | 161.3 | 147.9 | 120.4 | 89.8  | 66.0  | 107.8 | 134.0 | 155.8 | 158.6 | 175.4 | 165.1 | 180.7 | 138.6    |
| 3122    | Alimentos para animales          | 212.8 | 182.3 | 221.2 | 214.3 | 195.9 | 213.0 | 210.6 | 230.5 | 209.3 | 232.0 | 243.5 | 218.4 | 215.3    |
| 3129    | Alimentos diversos               | 109.0 | 84.9  | 102.6 | 101.0 | 91.4  | 101.8 | 91.5  | 92.4  | 106.9 | 121.3 | 110.0 | 101.4 | 101.2    |
| 313     | Bebidas                          | 110.6 | 92.0  | 103.5 | 108.6 | 91.4  | 89.5  | 89.0  | 103.0 | 95.3  | 115.6 | 110.3 | 114.5 | 101.9    |
| 3133    | Cerveza y Malta                  | 95.4  | 73.7  | 85.5  | 95.5  | 82.4  | 85.4  | 81.2  | 100.1 | 84.4  | 111.5 | 105.9 | 106.7 | 92.3     |
| 3131-34 | Otras bebidas                    | 131.8 | 117.3 | 128.4 | 126.7 | 103.8 | 95.2  | 99.8  | 107.1 | 110.3 | 121.4 | 116.4 | 125.2 | 115.3    |
| 314     | Tabaco                           | 102.8 | 80.1  | 90.0  | 84.6  | 87.8  | 89.2  | 98.4  | 102.7 | 138.6 | 88.4  | 119.5 | 129.9 | 101.0    |
| 321     | Textil                           | 81.9  | 87.7  | 102.2 | 110.8 | 110.8 | 107.3 | 112.1 | 106.7 | 112.3 | 120.7 | 124.4 | 103.1 | 106.7    |
| 3211    | Hilados, tejidos y acabados      | 63.0  | 67.5  | 79.4  | 84.5  | 85.8  | 81.3  | 86.9  | 86.7  | 86.9  | 87.3  | 86.8  | 79.5  | 81.3     |
| 3213-15 | Tejidos de punto                 | 128.0 | 137.3 | 158.1 | 175.3 | 172.1 | 170.8 | 173.8 | 155.7 | 174.6 | 202.4 | 216.6 | 160.7 | 168.8    |
| 322     | Prendas de vestir                | 109.4 | 146.1 | 165.3 | 172.3 | 178.6 | 165.7 | 162.6 | 166.5 | 164.1 | 184.4 | 178.2 | 156.8 | 162.5    |
| 323     | Cuero                            | 140.8 | 112.5 | 129.5 | 163.8 | 141.0 | 137.1 | 133.8 | 142.6 | 152.9 | 151.7 | 151.7 | 146.7 | 142.0    |
| 324     | Calzado                          | 185.2 | 84.1  | 85.5  | 206.6 | 168.3 | 146.9 | 103.8 | 189.9 | 169.4 | 201.4 | 70.6  | 75.6  | 140.6    |
| 331     | Madera                           | 84.6  | 60.9  | 80.5  | 72.7  | 80.8  | 73.5  | 71.1  | 70.4  | 71.3  | 80.3  | 74.5  | 61.2  | 73.5     |
| 341     | Papel                            | 108.3 | 102.7 | 115.2 | 119.7 | 83.2  | 129.1 | 124.2 | 120.6 | 136.1 | 116.3 | 99.9  | 108.3 | 113.6    |
| 3411    | Ind. del papel y cartón          | 97.9  | 114.6 | 111.5 | 71.6  | 123.7 | 115.9 | 113.3 | 107.4 | 140.3 | 107.6 | 53.7  | 80.4  | 103.2    |
| 3412    | Envases de papel y cartón        | 114.0 | 96.3  | 117.2 | 145.8 | 61.3  | 136.2 | 130.1 | 127.8 | 133.8 | 121.0 | 125.0 | 123.5 | 119.3    |
| 342     | Imprenta                         | 201.9 | 175.0 | 214.7 | 210.5 | 141.3 | 152.7 | 165.5 | 138.4 | 195.5 | 174.6 | 156.5 | 160.4 | 173.9    |
| 351     | Química industrial               | 62.3  | 62.3  | 65.6  | 71.3  | 66.9  | 67.5  | 78.0  | 86.5  | 74.5  | 85.4  | 88.1  | 86.9  | 74.6     |
| 352     | Química diversa                  | 85.4  | 91.3  | 102.5 | 116.6 | 108.5 | 113.5 | 109.1 | 108.9 | 124.6 | 128.1 | 120.2 | 112.8 | 110.1    |
| 3522    | Farmacéuticos de uso humano      | 66.6  | 87.7  | 93.1  | 111.3 | 99.5  | 113.6 | 113.4 | 114.7 | 128.7 | 133.6 | 121.0 | 113.6 | 108.1    |
| 3529    | Otros productos químicos         | 96.7  | 93.4  | 108.2 | 119.8 | 114.0 | 113.5 | 106.5 | 105.4 | 122.1 | 124.7 | 119.7 | 112.3 | 111.4    |
| 353     | Petróleo                         | 86.1  | 64.5  | 88.4  | 92.6  | 82.5  | 86.3  | 88.6  | 90.5  | 88.2  | 85.6  | 88.8  | 99.5  | 86.8     |
| 355     | Caucho                           | 109.5 | 74.6  | 92.9  | 132.9 | 118.3 | 98.6  | 83.1  | 116.0 | 121.9 | 86.2  | 91.7  | 111.5 | 103.1    |
| 356     | Plásticos                        | 104.1 | 100.7 | 102.3 | 116.4 | 108.5 | 108.7 | 111.2 | 125.0 | 112.6 | 109.7 | 100.0 | 95.5  | 107.9    |
| 362     | Vidrio                           | 102.5 | 80.6  | 100.6 | 99.5  | 87.9  | 94.3  | 111.5 | 116.5 | 122.4 | 128.1 | 121.6 | 116.0 | 106.8    |
| 369     | Minerales no metálicos           | 128.7 | 122.0 | 119.5 | 125.5 | 111.6 | 125.5 | 122.3 | 130.0 | 133.4 | 134.3 | 115.1 | 113.5 | 123.4    |
| 3692    | Cemento                          | 83.8  | 73.8  | 84.7  | 81.6  | 79.9  | 86.9  | 86.9  | 86.2  | 82.6  | 88.0  | 89.3  | 86.5  | 84.2     |
| 3699    | Otros min. no metálicos          | 145.1 | 139.7 | 132.2 | 141.5 | 123.2 | 139.6 | 135.2 | 146.0 | 152.0 | 151.3 | 124.5 | 123.4 | 137.8    |
| 371     | Metálica Básica                  | 62.0  | 103.6 | 89.7  | 99.2  | 107.4 | 96.0  | 85.6  | 92.7  | 77.3  | 95.4  | 86.6  | 82.0  | 89.8     |
| 372     | Metálica Básica no Ferrosa       | 46.0  | 44.6  | 42.9  | 38.9  | 46.1  | 43.2  | 45.9  | 43.0  | 45.0  | 40.7  | 41.4  | 45.7  | 43.6     |
| 381     | Productos Metálicos              | 119.6 | 117.6 | 118.8 | 129.0 | 143.6 | 123.2 | 129.0 | 131.7 | 128.9 | 129.0 | 116.2 | 117.1 | 125.3    |
| 382     | Maquinaria y Equipo              | 137.8 | 115.7 | 140.4 | 134.7 | 146.2 | 148.0 | 153.9 | 140.6 | 154.7 | 153.8 | 168.5 | 158.4 | 146.1    |
| 3822    | Maquinaria y eq. agrícola        | 150.3 | 131.7 | 159.8 | 143.4 | 143.8 | 161.0 | 176.2 | 172.4 | 185.8 | 188.6 | 224.0 | 196.7 | 169.5    |
| 3829    | Maquinaria y eq. diversos        | 122.2 | 95.8  | 116.2 | 123.9 | 149.1 | 131.7 | 126.1 | 100.9 | 115.8 | 110.4 | 99.2  | 110.6 | 116.8    |
| 383     | Maquinaria y aparatos eléctricos | 105.7 | 115.4 | 113.9 | 125.6 | 127.4 | 124.8 | 126.3 | 137.2 | 125.3 | 158.9 | 143.6 | 126.3 | 127.5    |
| 3831    | Maquinaria eléctrica diversa     | 118.4 | 117.0 | 120.7 | 119.8 | 119.7 | 118.9 | 120.5 | 127.7 | 120.0 | 119.9 | 119.4 | 120.6 | 120.2    |
| 3832    | Equipos, radio y televisión      | 145.8 | 156.0 | 142.8 | 179.7 | 180.1 | 172.9 | 188.6 | 183.9 | 178.3 | 256.9 | 187.8 | 174.5 | 178.9    |
| 3833    | Aparatos electrodomésticos       | 100.7 | 180.1 | 135.9 | 165.9 | 208.9 | 152.1 | 213.6 | 228.6 | 192.9 | 300.7 | 243.5 | 191.1 | 192.8    |
| 3839    | Suministros eléctricos diversos  | 67.3  | 68.2  | 82.1  | 77.4  | 72.7  | 84.3  | 61.5  | 86.2  | 71.8  | 73.9  | 101.5 | 77.5  | 77.0     |
| 384     | Material de Transporte           | 202.6 | 169.7 | 202.9 | 249.9 | 263.5 | 230.1 | 262.3 | 264.6 | 179.9 | 320.9 | 302.0 | 251.7 | 250.0    |
| 390     | Industrias diversas              | 123.3 | 116.3 | 142.9 | 140.4 | 127.4 | 133.2 | 120.1 | 136.2 | 147.7 | 174.7 | 145.1 | 125.9 | 136.1    |
|         | TOTAL                            | 98.8  | 94.7  | 109.9 | 116.0 | 107.1 | 99.7  | 100.2 | 103.5 | 107.7 | 115.3 | 108.7 | 103.2 | 105.4    |

FUENTE: Ministerio de Industria, Comercio Interior, Turismo e Integración.

Cuadro II.26

INDICE DEL VOLUMEN FISICO DE LA PRODUCCION MANUFACTURERA: 1976  
(1979 = 100)

| CIU     | ACTIVIDAD                        | Ene.  | Feb.  | Mar.  | Abr.  | May.  | Jun.  | Jul.  | Ago.  | Set.  | Oct.  | Nov.  | Dic.  | Promedio |
|---------|----------------------------------|-------|-------|-------|-------|-------|-------|-------|-------|-------|-------|-------|-------|----------|
| 31X     | Harina de Pescado                | 139.2 | 35.6  | 206.0 | 274.4 | 176.8 | 214.8 | 60.0  | 5.0   | 8.6   | 44.6  | 184.0 | 197.0 | 128.8    |
| 311-12  | Alimentos                        | 99.4  | 96.1  | 97.4  | 94.0  | 96.2  | 93.3  | 103.6 | 99.6  | 108.1 | 111.9 | 113.0 | 105.9 | 101.5    |
| 3111    | Matanza y conservación de carnes | 95.2  | 90.8  | 93.5  | 92.0  | 83.1  | 80.9  | 80.9  | 76.9  | 93.9  | 76.6  | 97.7  | 110.9 | 89.4     |
| 3112    | Productos lácteos                | 117.0 | 114.3 | 115.4 | 109.6 | 107.6 | 111.7 | 105.8 | 99.0  | 108.1 | 106.1 | 112.2 | 124.3 | 110.9    |
| 3114    | Elaboración de pescados          | 30.3  | 39.8  | 32.8  | 38.6  | 45.4  | 48.8  | 41.6  | 45.9  | 49.3  | 38.3  | 52.4  | 47.1  | 42.5     |
| 3116-17 | Molinería y panadería            | 96.2  | 90.8  | 89.6  | 80.1  | 90.6  | 95.1  | 93.2  | 91.2  | 93.8  | 105.0 | 124.9 | 107.5 | 96.5     |
| 3118    | Azúcar                           | 149.4 | 141.3 | 136.8 | 92.3  | 59.6  | 91.2  | 125.3 | 154.6 | 167.8 | 167.2 | 164.5 | 154.2 | 133.7    |
| 3122    | Alimentos para animales          | 245.6 | 196.5 | 238.4 | 273.2 | 272.1 | 248.8 | 246.6 | 218.1 | 192.0 | 176.9 | 186.6 | 198.5 | 224.4    |
| 3129    | Alimentos diversos               | 86.4  | 88.8  | 89.2  | 90.7  | 96.4  | 80.3  | 104.8 | 93.2  | 110.8 | 122.1 | 103.0 | 94.3  | 96.7     |
| 313     | Bebidas                          | 123.8 | 112.5 | 124.0 | 117.8 | 111.3 | 104.6 | 91.5  | 114.7 | 115.9 | 111.5 | 118.8 | 123.9 | 114.2    |
| 3133    | Cerveza y Malta                  | 116.5 | 103.5 | 112.3 | 106.2 | 110.2 | 109.2 | 83.5  | 116.5 | 118.5 | 105.2 | 110.8 | 114.9 | 108.9    |
| 3131-34 | Otras bebidas                    | 134.0 | 124.9 | 140.2 | 134.0 | 112.9 | 98.1  | 102.6 | 112.2 | 112.4 | 120.2 | 130.0 | 136.5 | 121.5    |
| 314     | Tabaco                           | 112.8 | 84.9  | 100.6 | 111.9 | 108.6 | 113.5 | 103.9 | 83.0  | 88.3  | 109.9 | 81.9  | 105.3 | 100.4    |
| 321     | Textil                           | 91.1  | 92.5  | 113.1 | 110.7 | 116.8 | 115.6 | 99.2  | 115.9 | 120.2 | 120.7 | 114.9 | 102.5 | 109.4    |
| 3211    | Hilados, tejidos y acabados      | 70.9  | 75.6  | 95.3  | 93.3  | 98.6  | 97.6  | 81.6  | 97.7  | 100.3 | 99.7  | 94.7  | 80.3  | 90.5     |
| 3213-15 | Tejidos de punto                 | 140.7 | 133.7 | 156.6 | 153.2 | 161.4 | 159.5 | 142.2 | 160.6 | 169.0 | 172.0 | 164.3 | 156.9 | 155.8    |
| 322     | Prendas de vestir                | 91.4  | 167.3 | 176.7 | 152.9 | 143.4 | 135.5 | 137.5 | 140.8 | 161.7 | 173.2 | 166.4 | 156.8 | 150.3    |
| 323     | Cuero                            | 125.3 | 122.8 | 170.6 | 141.7 | 133.7 | 145.9 | 152.7 | 147.9 | 146.5 | 133.9 | 140.5 | 131.9 | 141.1    |
| 324     | Calzado                          | 201.1 | 100.6 | 114.3 | 202.2 | 173.1 | 183.5 | 191.1 | 179.3 | 202.5 | 182.8 | 180.2 | 197.6 | 175.7    |
| 331     | Madera                           | 114.2 | 93.5  | 113.7 | 103.5 | 118.3 | 103.6 | 114.5 | 136.4 | 134.2 | 103.9 | 116.7 | 117.9 | 114.2    |
| 341     | Papel                            | 89.2  | 113.4 | 124.5 | 109.6 | 122.0 | 142.0 | 106.3 | 165.5 | 147.2 | 156.1 | 209.0 | 188.5 | 139.4    |
| 3411    | Ind. del papel y cartón          | 56.9  | 101.4 | 117.1 | 95.1  | 106.1 | 90.8  | 113.4 | 116.3 | 101.6 | 128.1 | 108.5 | 111.8 | 103.9    |
| 3412    | Envases de papel y cartón        | 106.8 | 119.9 | 128.5 | 117.4 | 130.6 | 169.8 | 102.4 | 192.2 | 171.9 | 171.3 | 263.6 | 230.1 | 158.7    |
| 342     | Imprenta                         | 164.1 | 179.3 | 243.3 | 267.0 | 177.3 | 140.6 | 142.0 | 152.1 | 117.9 | 147.0 | 147.7 | 151.0 | 169.1    |
| 351     | Química industrial               | 69.1  | 66.9  | 73.9  | 103.5 | 76.2  | 75.7  | 77.1  | 84.1  | 85.0  | 90.8  | 88.8  | 88.0  | 81.6     |
| 352     | Química diversa                  | 96.2  | 102.5 | 116.3 | 125.3 | 127.3 | 123.1 | 105.5 | 123.6 | 144.8 | 132.4 | 126.9 | 108.6 | 119.4    |
| 3522    | Farmacéuticos de uso humano      | 77.7  | 132.5 | 122.4 | 135.0 | 150.5 | 136.3 | 117.2 | 165.6 | 177.9 | 146.6 | 151.5 | 120.8 | 136.2    |
| 3529    | Otros productos químicos         | 107.4 | 84.3  | 112.6 | 119.5 | 113.3 | 115.1 | 98.5  | 98.2  | 124.8 | 123.8 | 112.1 | 101.2 | 109.2    |
| 353     | Petróleo                         | 93.8  | 84.6  | 89.3  | 87.9  | 91.0  | 84.8  | 81.7  | 87.3  | 88.2  | 83.4  | 85.1  | 85.6  | 86.9     |
| 355     | Caucho                           | 120.5 | 88.8  | 112.3 | 130.2 | 123.4 | 126.2 | 121.2 | 130.0 | 144.0 | 133.1 | 155.0 | 150.0 | 127.9    |
| 356     | Plásticos                        | 108.6 | 112.5 | 121.2 | 96.6  | 110.2 | 98.9  | 94.9  | 109.2 | 110.2 | 113.5 | 98.7  | 96.3  | 105.9    |
| 362     | Vidrio                           | 125.8 | 99.3  | 112.9 | 101.3 | 113.3 | 116.8 | 113.8 | 138.1 | 136.9 | 123.2 | 121.8 | 111.5 | 117.9    |
| 369     | Minerales no metálicos           | 126.6 | 114.2 | 122.1 | 117.9 | 126.3 | 124.4 | 111.2 | 127.9 | 128.9 | 140.2 | 123.2 | 129.2 | 124.3    |
| 3692    | Cemento                          | 88.5  | 83.7  | 81.6  | 82.8  | 90.2  | 82.2  | 76.7  | 84.6  | 83.4  | 88.2  | 86.4  | 89.2  | 84.8     |
| 3699    | Otros min. no metálicos          | 140.5 | 125.4 | 136.9 | 130.7 | 139.5 | 139.9 | 123.8 | 143.8 | 145.6 | 159.2 | 136.7 | 143.8 | 138.8    |
| 371     | Metálica Básica                  | 57.8  | 68.6  | 63.2  | 80.3  | 58.9  | 85.0  | 68.8  | 79.9  | 79.8  | 83.2  | 101.2 | 75.8  | 75.2     |
| 372     | Metálica Básica no Ferrosa       | 36.4  | 40.2  | 49.5  | 45.2  | 47.4  | 47.5  | 39.9  | 52.0  | 48.4  | 56.4  | 61.5  | 63.6  | 49.0     |
| 381     | Productos Metálicos              | 103.9 | 107.3 | 127.2 | 119.6 | 129.2 | 134.3 | 112.4 | 108.2 | 132.5 | 118.5 | 121.3 | 147.0 | 121.8    |
| 382     | Maquinaria y Equipo              | 154.0 | 75.5  | 174.0 | 215.3 | 101.0 | 197.5 | 140.7 | 80.1  | 178.1 | 214.8 | 144.2 | 148.3 | 152.0    |
| 3822    | Maquinaria y eq.agrícola         | 182.6 | 73.8  | 213.9 | 298.0 | 82.0  | 262.0 | 176.2 | 70.1  | 215.1 | 277.2 | 156.8 | 157.8 | 180.5    |
| 3829    | Maquinaria y eq.diversos         | 118.2 | 77.7  | 124.2 | 111.9 | 124.8 | 116.8 | 96.4  | 92.5  | 131.8 | 136.8 | 128.4 | 136.4 | 116.3    |
| 383     | Maquinaria y aparatos eléctricos | 84.4  | 99.6  | 117.8 | 127.5 | 131.8 | 129.9 | 113.8 | 115.1 | 123.2 | 135.4 | 151.4 | 142.4 | 122.7    |
| 3831    | Maquinaria eléctrica diversa     | 99.0  | 100.2 | 107.9 | 111.2 | 100.8 | 108.7 | 94.3  | 99.9  | 97.1  | 103.1 | 100.0 | 86.3  | 100.7    |
| 3832    | Equipos, radio y televisión      | 121.1 | 140.7 | 162.6 | 195.8 | 186.6 | 185.3 | 169.0 | 155.7 | 180.6 | 205.4 | 209.1 | 235.0 | 178.9    |
| 3833    | Aparatos electrodomésticos       | 95.5  | 148.6 | 155.9 | 191.5 | 196.8 | 192.3 | 166.2 | 128.4 | 118.2 | 172.2 | 344.4 | 240.7 | 179.2    |
| 3839    | Suministros eléctricos diversos  | 44.1  | 56.1  | 79.9  | 69.2  | 92.7  | 85.1  | 70.4  | 89.1  | 94.3  | 91.4  | 94.6  | 81.3  | 79.0     |
| 384     | Material de Transporte           | 157.0 | 218.5 | 279.4 | 270.6 | 267.9 | 269.3 | 206.6 | 208.4 | 288.4 | 290.9 | 271.8 | 304.8 | 252.8    |
| 390     | Industrias diversas              | 131.6 | 116.8 | 140.0 | 126.4 | 140.4 | 133.3 | 134.0 | 118.8 | 155.0 | 129.6 | 133.5 | 110.2 | 130.8    |
|         | TOTAL                            | 96.4  | 95.6  | 115.3 | 116.9 | 110.1 | 110.2 | 98.1  | 103.5 | 111.6 | 114.8 | 119.7 | 117.0 | 109.1    |

FUENTE: Ministerio de Industria, Comercio Interior, Turismo e Integración.

Cuadro II.27

INDICE DEL VOLUMEN FISICO DE LA PRODUCCION MANUFACTURERA: 1977  
(1979 = 100)

| CIU     | ACTIVIDAD                        | Ene.  | Feb.  | Mar.  | Abr.  | May.  | Jun.  | Jul.  | Ago.  | Set.  | Oct.  | Nov.  | Dic.  | Promedio |
|---------|----------------------------------|-------|-------|-------|-------|-------|-------|-------|-------|-------|-------|-------|-------|----------|
| 31X     | Harina de Pescado                | 115.1 | 12.7  | 86.0  | 160.5 | 78.5  | 11.5  | 10.7  | 24.9  | 83.3  | 99.6  | 110.5 | 73.4  | 72.2     |
| 311-12  | Alimentos                        | 97.5  | 95.9  | 113.1 | 99.1  | 108.7 | 100.5 | 88.5  | 96.8  | 101.8 | 111.3 | 111.0 | 117.2 | 103.5    |
| 3111    | Matanza y conservación de carnes | 85.7  | 95.3  | 108.1 | 80.9  | 90.2  | 84.1  | 85.3  | 93.7  | 92.8  | 94.4  | 90.3  | 109.4 | 92.5     |
| 3112    | Productos lácteos                | 120.0 | 112.0 | 113.9 | 103.8 | 100.9 | 91.2  | 97.8  | 111.2 | 108.9 | 110.2 | 119.5 | 123.1 | 109.4    |
| 3114    | Elaboración de pescados          | 42.6  | 48.1  | 57.8  | 53.5  | 59.1  | 53.0  | 62.9  | 56.9  | 70.2  | 52.5  | 48.3  | 69.2  | 56.2     |
| 3116-17 | Molinería y panadería            | 90.6  | 84.8  | 92.0  | 90.2  | 102.9 | 90.5  | 90.4  | 91.7  | 93.3  | 109.1 | 132.8 | 113.5 | 98.5     |
| 3118    | Azúcar                           | 130.3 | 124.4 | 133.4 | 69.3  | 65.2  | 120.7 | 121.0 | 145.8 | 158.0 | 168.3 | 160.1 | 157.1 | 129.5    |
| 3122    | Alimentos para animales          | 214.2 | 191.7 | 210.7 | 217.8 | 228.4 | 206.8 | 159.0 | 184.9 | 167.2 | 170.7 | 164.9 | 164.2 | 190.0    |
| 3129    | Alimentos diversos               | 90.7  | 94.2  | 125.4 | 109.1 | 123.5 | 104.4 | 75.4  | 85.4  | 93.6  | 111.1 | 97.9  | 118.4 | 102.4    |
| 313     | Bebidas                          | 125.0 | 108.0 | 120.3 | 114.6 | 99.1  | 98.0  | 96.9  | 96.6  | 91.2  | 88.9  | 104.4 | 112.9 | 104.6    |
| 3133    | Cerveza y Malta                  | 116.0 | 108.4 | 115.8 | 103.0 | 99.6  | 107.9 | 96.6  | 97.5  | 85.5  | 80.6  | 92.7  | 103.8 | 100.6    |
| 3131-34 | Otras bebidas                    | 137.4 | 107.4 | 126.5 | 130.6 | 98.5  | 84.3  | 97.3  | 95.4  | 99.0  | 100.3 | 120.6 | 125.5 | 110.2    |
| 314     | Tabaco                           | 101.8 | 81.4  | 108.7 | 88.4  | 87.7  | 100.9 | 109.3 | 103.0 | 111.5 | 108.1 | 100.9 | 93.6  | 99.6     |
| 321     | Textil                           | 79.9  | 93.9  | 102.2 | 95.0  | 98.7  | 95.0  | 86.2  | 98.7  | 98.8  | 97.2  | 92.4  | 79.7  | 93.1     |
| 3211    | Hilados, tejidos y acabados      | 61.1  | 72.6  | 85.4  | 82.7  | 89.5  | 85.3  | 79.6  | 89.8  | 86.0  | 94.0  | 87.9  | 74.6  | 82.4     |
| 3213-15 | Tejidos de punto                 | 125.8 | 145.9 | 143.2 | 125.0 | 121.3 | 118.6 | 102.2 | 120.4 | 130.6 | 105.1 | 103.5 | 92.2  | 119.5    |
| 322     | Prendas de vestir                | 123.1 | 151.7 | 168.0 | 158.6 | 143.3 | 134.1 | 102.5 | 119.9 | 155.5 | 114.3 | 125.5 | 125.9 | 135.2    |
| 323     | Cuero                            | 107.8 | 99.1  | 131.4 | 118.0 | 123.9 | 116.8 | 95.5  | 101.0 | 92.5  | 111.4 | 101.0 | 86.8  | 107.1    |
| 324     | Calzado                          | 167.4 | 38.3  | 127.7 | 132.8 | 134.2 | 112.5 | 99.8  | 104.9 | 108.8 | 106.6 | 117.9 | 96.7  | 112.3    |
| 331     | Madera                           | 56.7  | 101.9 | 114.2 | 104.0 | 112.4 | 97.6  | 109.4 | 133.0 | 125.9 | 99.8  | 104.9 | 107.5 | 105.6    |
| 341     | Papel                            | 117.2 | 123.8 | 163.5 | 162.5 | 152.0 | 136.7 | 110.8 | 187.0 | 122.0 | 179.7 | 225.6 | 144.4 | 152.1    |
| 3411    | Ind. del papel y cartón          | 101.8 | 64.2  | 112.6 | 100.5 | 120.4 | 114.3 | 114.7 | 114.5 | 90.2  | 122.9 | 111.5 | 81.9  | 104.1    |
| 3412    | Envases de papel y cartón        | 125.5 | 156.1 | 191.1 | 196.2 | 169.1 | 148.8 | 108.7 | 226.4 | 139.2 | 210.5 | 287.5 | 178.3 | 178.1    |
| 342     | Imprenta                         | 158.6 | 193.3 | 196.2 | 145.4 | 134.8 | 115.8 | 120.9 | 113.9 | 99.1  | 131.9 | 125.1 | 99.5  | 136.2    |
| 351     | Química industrial               | 91.3  | 83.3  | 73.3  | 82.3  | 103.7 | 100.2 | 79.5  | 97.0  | 81.3  | 87.0  | 95.7  | 92.2  | 88.9     |
| 352     | Química diversa                  | 90.8  | 95.8  | 115.8 | 105.8 | 112.6 | 114.3 | 97.9  | 104.2 | 112.5 | 109.6 | 120.8 | 109.4 | 107.5    |
| 3522    | Farmacéuticos de uso humano      | 80.1  | 108.1 | 109.5 | 110.4 | 115.0 | 122.2 | 102.2 | 117.2 | 115.2 | 121.1 | 135.8 | 119.2 | 113.0    |
| 3529    | Otros productos químicos         | 97.2  | 88.3  | 119.6 | 103.0 | 111.1 | 109.6 | 95.3  | 96.4  | 110.8 | 102.7 | 111.8 | 103.4 | 104.1    |
| 353     | Petróleo                         | 87.1  | 92.9  | 99.8  | 90.5  | 90.2  | 87.9  | 91.4  | 82.8  | 80.1  | 84.9  | 83.0  | 80.6  | 87.6     |
| 355     | Caucho                           | 126.2 | 80.8  | 117.1 | 115.9 | 119.2 | 99.4  | 100.0 | 103.0 | 104.9 | 108.4 | 109.5 | 96.1  | 106.7    |
| 356     | Plásticos                        | 85.6  | 92.1  | 108.7 | 90.1  | 94.3  | 93.6  | 96.3  | 111.6 | 105.4 | 90.9  | 94.6  | 83.9  | 95.6     |
| 362     | Vidrio                           | 101.7 | 91.0  | 112.9 | 110.9 | 116.7 | 110.6 | 99.4  | 127.4 | 103.8 | 104.7 | 91.1  | 99.5  | 105.8    |
| 369     | Minerales no metálicos           | 127.7 | 121.2 | 119.6 | 109.0 | 108.1 | 109.5 | 92.8  | 103.6 | 104.5 | 102.4 | 113.9 | 109.9 | 110.2    |
| 3692    | Cemento                          | 84.1  | 82.9  | 86.8  | 74.7  | 85.7  | 85.7  | 79.7  | 83.7  | 87.7  | 87.5  | 89.2  | 92.1  | 85.0     |
| 3699    | Otros min. no metálicos          | 143.7 | 135.2 | 131.6 | 121.6 | 116.3 | 118.2 | 97.6  | 110.9 | 110.6 | 107.9 | 123.0 | 116.4 | 119.4    |
| 371     | Metálica Básica                  | 64.4  | 67.6  | 104.2 | 94.2  | 97.9  | 80.0  | 81.2  | 102.5 | 111.1 | 102.0 | 125.4 | 35.0  | 88.8     |
| 372     | Metálica Básica no Ferrosa       | 80.4  | 85.3  | 93.7  | 87.7  | 89.4  | 82.5  | 75.9  | 93.1  | 90.2  | 95.2  | 91.6  | 79.0  | 87.0     |
| 381     | Productos Metálicos              | 88.4  | 98.5  | 120.0 | 103.8 | 111.0 | 124.2 | 105.3 | 116.4 | 128.3 | 121.8 | 123.4 | 110.3 | 112.6    |
| 382     | Maquinaria y Equipo              | 75.3  | 70.7  | 71.7  | 92.3  | 251.4 | 57.9  | 108.9 | 109.7 | 152.4 | 158.0 | 165.2 | 146.5 | 121.7    |
| 3822    | Maquinaria y eq. agrícola        | 32.1  | 34.1  | 24.0  | 69.9  | 353.6 | 33.4  | 117.9 | 116.1 | 195.6 | 190.2 | 205.3 | 166.4 | 128.2    |
| 3829    | Maquinaria y eq. diversos        | 129.2 | 116.5 | 131.3 | 120.2 | 123.7 | 88.6  | 97.7  | 101.8 | 98.3  | 117.7 | 115.1 | 121.6 | 113.5    |
| 383     | Maquinaria y aparatos eléctricos | 101.2 | 98.9  | 125.3 | 107.9 | 118.0 | 123.6 | 119.7 | 138.3 | 127.1 | 122.8 | 132.8 | 113.0 | 119.1    |
| 3831    | Maquinaria eléctrica diversa     | 87.2  | 98.6  | 116.6 | 111.0 | 80.3  | 109.7 | 118.3 | 132.4 | 107.7 | 104.7 | 91.0  | 79.7  | 103.1    |
| 3832    | Equipos, radio y televisión      | 161.4 | 130.5 | 188.4 | 165.2 | 188.9 | 188.7 | 174.5 | 190.2 | 171.3 | 163.8 | 185.4 | 158.6 | 172.2    |
| 3833    | Aparatos electrodomésticos       | 118.2 | 175.2 | 156.6 | 110.9 | 183.6 | 186.4 | 142.3 | 180.9 | 166.6 | 154.7 | 272.5 | 165.2 | 167.8    |
| 3839    | Suministros eléctricos diversos  | 58.2  | 57.4  | 73.7  | 60.0  | 70.0  | 66.7  | 72.2  | 91.5  | 95.0  | 94.3  | 85.8  | 85.5  | 75.9     |
| 384     | Material de Transporte           | 153.3 | 179.6 | 171.3 | 183.0 | 167.8 | 192.5 | 153.6 | 160.9 | 183.5 | 165.1 | 102.9 | 183.5 | 166.4    |
| 390     | Industrias diversas              | 105.3 | 118.1 | 143.2 | 126.7 | 129.3 | 112.1 | 94.0  | 112.7 | 156.0 | 88.2  | 83.5  | 99.1  | 114.0    |
|         | TOTAL                            | 100.4 | 100.3 | 116.9 | 109.8 | 110.3 | 100.9 | 91.2  | 103.7 | 108.5 | 106.5 | 108.6 | 100.8 | 104.8    |

FUENTE: Ministerio de Industria, Comercio Interior, Turismo e Integración.

Cuadro II.28

**INDICE DEL VOLUMEN FISICO DE LA PRODUCCION MANUFACTURERA: 1978**  
(1979 = 100)

| CIU     | ACTIVIDAD                        | Ene.         | Feb.        | Mar.        | Abr.        | May.         | Jun.        | Jul.        | Ago.        | Set.        | Oct.         | Nov.         | Dic.         | Promedio    |
|---------|----------------------------------|--------------|-------------|-------------|-------------|--------------|-------------|-------------|-------------|-------------|--------------|--------------|--------------|-------------|
| 31X     | Harina de Pescado                | 162.3        | 112.9       | 12.3        | 58.5        | 93.1         | 125.0       | 67.9        | 47.5        | 44.8        | 111.3        | 134.3        | 198.1        | 97.3        |
| 311-12  | Alimentos                        | 108.0        | 92.4        | 90.7        | 99.0        | 91.5         | 88.3        | 94.7        | 106.4       | 90.8        | 101.3        | 104.7        | 95.4         | 96.9        |
| 3111    | Matanza y conservación de carnes | 92.6         | 88.1        | 106.0       | 100.1       | 99.6         | 91.1        | 97.0        | 95.7        | 96.1        | 100.4        | 95.0         | 86.3         | 95.7        |
| 3112    | Productos lácteos                | 120.5        | 104.5       | 114.5       | 104.0       | 89.4         | 101.7       | 101.2       | 99.9        | 102.0       | 96.0         | 101.0        | 109.0        | 103.6       |
| 3114    | Elaboración de pescados          | 66.0         | 50.9        | 70.3        | 84.3        | 75.2         | 80.5        | 86.9        | 96.2        | 92.1        | 83.4         | 60.2         | 62.4         | 75.7        |
| 3116-17 | Molinería y panadería            | 100.4        | 83.6        | 80.2        | 88.6        | 87.7         | 90.1        | 86.4        | 84.7        | 82.0        | 91.3         | 129.3        | 100.7        | 92.1        |
| 3118    | Azúcar                           | 137.6        | 128.8       | 128.9       | 76.2        | 55.4         | 95.2        | 131.6       | 155.8       | 150.1       | 148.5        | 141.1        | 129.0        | 123.2       |
| 3122    | Alimentos para animales          | 180.9        | 113.3       | 150.3       | 141.0       | 161.6        | 153.0       | 100.8       | 103.8       | 100.8       | 102.1        | 99.5         | 100.8        | 125.7       |
| 3129    | Alimentos diversos               | 107.4        | 98.3        | 79.8        | 108.5       | 96.5         | 74.8        | 91.5        | 114.9       | 77.7        | 103.7        | 97.2         | 92.5         | 95.2        |
| 313     | Bebidas                          | 103.0        | 81.6        | 102.7       | 89.2        | 84.1         | 65.0        | 79.3        | 91.1        | 87.0        | 87.1         | 103.1        | 115.7        | 90.7        |
| 3133    | Cerveza y Malta                  | 102.2        | 70.8        | 90.9        | 76.7        | 88.9         | 61.1        | 65.2        | 88.0        | 80.5        | 78.1         | 105.2        | 113.3        | 85.1        |
| 3131-34 | Otras bebidas                    | 104.0        | 96.6        | 119.0       | 106.6       | 77.5         | 70.3        | 98.9        | 95.3        | 96.1        | 99.6         | 100.1        | 119.0        | 98.6        |
| 314     | Tabaco                           | 92.2         | 86.2        | 80.5        | 86.5        | 73.3         | 87.7        | 94.6        | 94.8        | 101.0       | 85.6         | 107.8        | 100.7        | 90.9        |
| 321     | Textil                           | 70.4         | 80.1        | 76.7        | 110.9       | 101.7        | 99.5        | 100.0       | 106.4       | 107.3       | 93.4         | 92.5         | 88.8         | 94.0        |
| 3211    | Hilados, tejidos y acabados      | 65.6         | 74.2        | 65.3        | 102.3       | 91.6         | 98.7        | 98.9        | 107.3       | 108.3       | 106.3        | 105.2        | 101.8        | 93.8        |
| 3213-15 | Tejidos de punto                 | 82.1         | 94.4        | 104.6       | 131.9       | 126.5        | 101.4       | 102.7       | 104.3       | 104.9       | 61.8         | 61.5         | 57.0         | 94.4        |
| 322     | Prendas de vestir                | 108.6        | 127.5       | 130.3       | 104.6       | 128.8        | 94.8        | 82.6        | 101.5       | 101.6       | 99.8         | 116.2        | 95.0         | 107.6       |
| 323     | Cuero                            | 89.5         | 92.8        | 107.5       | 117.4       | 122.1        | 114.5       | 102.1       | 113.6       | 103.5       | 97.2         | 102.6        | 91.0         | 104.5       |
| 324     | Calzado                          | 107.5        | 95.0        | 134.4       | 120.8       | 105.5        | 133.8       | 99.8        | 110.9       | 120.3       | 89.1         | 70.7         | 77.2         | 105.4       |
| 331     | Madera                           | 80.9         | 81.2        | 94.2        | 98.0        | 99.7         | 109.0       | 104.5       | 133.3       | 110.3       | 114.4        | 119.4        | 123.9        | 104.1       |
| 341     | Papel                            | 119.7        | 110.2       | 128.8       | 116.9       | 121.9        | 110.8       | 123.2       | 119.7       | 121.4       | 116.3        | 95.2         | 115.4        | 116.6       |
| 3411    | Ind. del papel y cartón          | 124.3        | 100.5       | 141.0       | 96.7        | 106.3        | 105.1       | 99.9        | 96.5        | 90.8        | 105.3        | 69.1         | 107.8        | 103.6       |
| 3412    | Envases de papel y cartón        | 117.2        | 115.4       | 122.2       | 127.9       | 130.4        | 113.9       | 135.8       | 132.3       | 138.0       | 122.3        | 109.4        | 119.6        | 123.7       |
| 342     | Imprenta                         | 152.6        | 151.5       | 195.1       | 170.8       | 139.2        | 118.0       | 85.9        | 87.5        | 87.9        | 109.8        | 103.6        | 105.2        | 125.6       |
| 351     | Química industrial               | 82.8         | 82.8        | 92.3        | 86.7        | 89.1         | 102.2       | 99.3        | 97.2        | 98.1        | 107.3        | 107.7        | 101.0        | 95.6        |
| 352     | Química diversa                  | 93.7         | 98.8        | 108.5       | 112.5       | 116.0        | 118.5       | 146.7       | 138.8       | 136.0       | 91.4         | 96.4         | 84.6         | 111.8       |
| 3522    | Farmacéuticos de uso humano      | 97.1         | 101.9       | 103.9       | 123.0       | 123.1        | 119.2       | 119.3       | 143.6       | 118.0       | 104.8        | 104.4        | 94.5         | 112.7       |
| 3529    | Otros productos químicos         | 91.7         | 97.0        | 111.2       | 106.1       | 111.7        | 118.1       | 163.3       | 135.9       | 146.9       | 83.3         | 91.5         | 78.6         | 111.3       |
| 353     | Petróleo                         | 77.5         | 76.9        | 90.1        | 75.6        | 81.6         | 85.1        | 83.5        | 87.0        | 95.1        | 97.1         | 92.5         | 92.9         | 86.2        |
| 355     | Caucho                           | 100.1        | 86.7        | 110.0       | 110.6       | 74.6         | 109.3       | 92.0        | 79.7        | 109.7       | 69.4         | 84.1         | 85.1         | 92.6        |
| 356     | Plásticos                        | 97.7         | 90.0        | 88.4        | 91.2        | 86.5         | 86.6        | 89.1        | 94.2        | 89.8        | 92.8         | 79.8         | 60.1         | 87.2        |
| 362     | Vidrio                           | 81.9         | 73.8        | 100.3       | 82.3        | 70.9         | 72.3        | 66.7        | 90.0        | 86.0        | 98.8         | 90.4         | 99.9         | 84.4        |
| 369     | Minerales no metálicos           | 110.9        | 102.5       | 107.0       | 113.6       | 106.1        | 110.6       | 99.6        | 114.7       | 111.0       | 110.9        | 98.4         | 104.5        | 107.5       |
| 3692    | Cemento                          | 81.2         | 73.3        | 81.1        | 87.0        | 74.1         | 82.9        | 91.3        | 96.9        | 97.6        | 102.1        | 96.6         | 95.1         | 88.3        |
| 3699    | Otros min. no metálicos          | 121.7        | 113.2       | 116.5       | 123.3       | 117.8        | 120.8       | 102.7       | 121.2       | 115.9       | 114.1        | 99.1         | 108.0        | 114.5       |
| 371     | Metálica Básica                  | 38.4         | 78.0        | 114.7       | 97.3        | 99.2         | 78.6        | 87.7        | 120.6       | 104.4       | 109.5        | 106.1        | 99.3         | 94.5        |
| 372     | Metálica Básica no Ferrosa       | 94.0         | 86.2        | 83.3        | 60.4        | 95.6         | 97.6        | 82.6        | 16.5        | 80.6        | 112.8        | 101.8        | 115.0        | 85.5        |
| 381     | Productos Metálicos              | 102.5        | 102.2       | 111.9       | 114.8       | 117.6        | 112.4       | 98.0        | 101.6       | 98.0        | 106.3        | 109.6        | 90.3         | 105.4       |
| 382     | Maquinaria y Equipo              | 134.3        | 111.8       | 103.4       | 92.3        | 59.4         | 40.4        | 77.6        | 68.1        | 95.9        | 82.1         | 109.1        | 59.3         | 86.2        |
| 3822    | Maquinaria y eq.agrícola         | 149.4        | 115.5       | 79.8        | 70.6        | 7.8          | 0.3         | 70.8        | 50.5        | 80.3        | 60.5         | 107.1        | 58.2         | 71.7        |
| 3829    | Maquinaria y eq.diversos         | 115.5        | 107.1       | 132.9       | 119.5       | 124.0        | 90.6        | 86.2        | 90.1        | 115.4       | 96.6         | 111.7        | 60.7         | 104.2       |
| 383     | Maquinaria y aparatos eléctricos | 77.8         | 78.8        | 119.5       | 119.8       | 123.9        | 108.4       | 116.2       | 118.2       | 99.8        | 115.0        | 126.6        | 92.8         | 108.1       |
| 3831    | Maquinaria eléctrica diversa     | 85.6         | 56.3        | 123.1       | 123.4       | 117.5        | 90.5        | 137.9       | 119.2       | 95.4        | 140.8        | 98.2         | 110.7        | 108.2       |
| 3832    | Equipos, radio y televisión      | 121.1        | 114.2       | 163.4       | 157.6       | 161.9        | 145.6       | 146.8       | 152.8       | 124.3       | 120.2        | 153.9        | 112.4        | 139.5       |
| 3833    | Aparatos electrodomésticos       | 42.8         | 131.4       | 158.4       | 180.7       | 192.6        | 144.9       | 120.9       | 111.2       | 87.7        | 152.3        | 223.2        | 79.1         | 135.4       |
| 3839    | Suministros eléctricos diversos  | 46.3         | 52.9        | 74.1        | 74.4        | 82.8         | 81.8        | 78.0        | 91.6        | 85.6        | 87.4         | 101.1        | 69.5         | 77.1        |
| 384     | Material de Transporte           | 150.0        | 92.1        | 73.6        | 65.3        | 59.3         | 73.8        | 65.7        | 89.9        | 115.0       | 96.0         | 84.2         | 97.5         | 88.5        |
| 390     | Industrias diversas              | 98.7         | 103.8       | 121.1       | 114.2       | 131.5        | 109.5       | 61.6        | 75.3        | 100.5       | 109.6        | 120.6        | 104.8        | 104.3       |
|         | <b>TOTAL</b>                     | <b>100.2</b> | <b>94.2</b> | <b>98.3</b> | <b>95.8</b> | <b>100.7</b> | <b>97.0</b> | <b>91.4</b> | <b>86.4</b> | <b>96.0</b> | <b>102.6</b> | <b>103.8</b> | <b>103.1</b> | <b>97.5</b> |

FUENTE: Ministerio de Industria, Comercio Interior, Turismo e Integración.

Cuadro II.29

**INDICE DEL VOLUMEN FISICO DE LA PRODUCCION MANUFACTURERA: 1979**  
(1979 = 100)

| CIU     | ACTIVIDAD                        | Ene.        | Feb.        | Mar.         | Abr.        | May.        | Jun.        | Jul.        | Ago.         | Set.         | Oct.         | Nov.         | Dic.         | Promedio     |
|---------|----------------------------------|-------------|-------------|--------------|-------------|-------------|-------------|-------------|--------------|--------------|--------------|--------------|--------------|--------------|
| 31X     | Harina de Pescado                | 59.8        | 95.5        | 211.9        | 289.5       | 62.0        | 35.1        | 58.2        | 64.2         | 64.0         | 166.5        | 48.7         | 44.5         | 100.0        |
| 311-12  | Alimentos                        | 90.3        | 87.3        | 92.3         | 84.7        | 100.0       | 99.0        | 92.8        | 105.9        | 106.6        | 110.8        | 114.9        | 115.4        | 100.0        |
| 3111    | Matanza y conservación de carnes | 93.5        | 92.0        | 99.8         | 98.8        | 113.2       | 95.8        | 86.6        | 98.8         | 98.8         | 114.8        | 98.8         | 109.2        | 100.0        |
| 3112    | Productos lácteos                | 113.9       | 102.2       | 101.4        | 72.4        | 74.2        | 63.1        | 85.3        | 115.9        | 100.3        | 122.6        | 120.0        | 128.9        | 100.0        |
| 3114    | Elaboración de pescados          | 60.2        | 72.5        | 84.5         | 90.3        | 104.6       | 96.2        | 105.4       | 121.3        | 109.4        | 114.6        | 117.0        | 124.0        | 100.0        |
| 3116-17 | Molinería y panadería            | 95.8        | 77.5        | 92.6         | 92.0        | 105.1       | 109.7       | 86.0        | 91.2         | 97.8         | 120.9        | 129.9        | 101.5        | 100.0        |
| 3118    | Azúcar                           | 122.8       | 110.3       | 94.4         | 70.5        | 44.2        | 64.6        | 78.9        | 94.2         | 113.1        | 140.3        | 134.4        | 132.2        | 100.0        |
| 3122    | Alimentos para animales          | 134.4       | 97.9        | 86.0         | 88.4        | 109.6       | 86.7        | 86.0        | 83.2         | 85.4         | 111.8        | 113.3        | 117.4        | 100.0        |
| 3129    | Alimentos diversos               | 77.3        | 88.4        | 92.7         | 81.7        | 110.5       | 110.2       | 99.4        | 115.7        | 115.2        | 93.0         | 100.5        | 115.4        | 100.0        |
| 313     | Bebidas                          | 109.7       | 87.6        | 97.0         | 88.3        | 94.2        | 91.9        | 99.5        | 107.5        | 100.3        | 102.8        | 103.9        | 117.1        | 100.0        |
| 3133    | Cerveza y Malta                  | 104.8       | 80.8        | 88.4         | 84.1        | 100.3       | 100.8       | 107.6       | 113.7        | 100.7        | 102.7        | 104.1        | 111.9        | 100.0        |
| 3131-34 | Otras bebidas                    | 116.5       | 97.0        | 109.0        | 94.1        | 85.8        | 79.6        | 88.3        | 98.9         | 99.8         | 103.0        | 103.7        | 124.3        | 100.0        |
| 314     | Tabaco                           | 73.9        | 84.9        | 101.9        | 100.2       | 89.6        | 85.8        | 117.2       | 96.9         | 107.1        | 111.6        | 120.9        | 110.0        | 100.0        |
| 321     | Textil                           | 81.7        | 89.5        | 108.6        | 95.5        | 103.6       | 106.8       | 99.1        | 108.2        | 108.9        | 103.4        | 103.0        | 91.7         | 100.0        |
| 3211    | Hilados, tejidos y acabados      | 75.5        | 85.2        | 110.6        | 99.8        | 105.8       | 111.9       | 98.1        | 106.4        | 108.7        | 102.9        | 102.0        | 93.0         | 100.0        |
| 3213-15 | Tejidos de punto                 | 97.0        | 100.0       | 103.7        | 84.9        | 98.1        | 94.4        | 101.5       | 112.5        | 109.3        | 104.5        | 105.6        | 88.5         | 100.0        |
| 322     | Prendas de vestir                | 74.1        | 82.4        | 90.3         | 101.6       | 110.9       | 93.7        | 109.3       | 111.7        | 110.0        | 108.8        | 99.7         | 107.5        | 100.0        |
| 323     | Cuero                            | 82.9        | 116.6       | 94.6         | 85.9        | 108.5       | 101.4       | 106.9       | 101.8        | 106.7        | 111.8        | 95.6         | 87.3         | 100.0        |
| 324     | Calzado                          | 87.5        | 114.0       | 98.8         | 48.8        | 111.9       | 94.6        | 105.4       | 126.2        | 80.5         | 110.4        | 104.9        | 117.0        | 100.0        |
| 331     | Madera                           | 93.3        | 89.4        | 97.6         | 86.3        | 116.4       | 119.6       | 97.0        | 92.5         | 102.1        | 94.8         | 104.0        | 107.0        | 100.0        |
| 341     | Papel                            | 82.3        | 81.3        | 96.2         | 75.6        | 103.6       | 109.3       | 101.1       | 102.0        | 104.2        | 124.3        | 117.7        | 102.4        | 100.0        |
| 3411    | Ind. del papel y cartón          | 87.2        | 94.7        | 95.6         | 80.2        | 85.4        | 105.7       | 92.8        | 89.7         | 89.0         | 129.2        | 127.5        | 123.0        | 100.0        |
| 3412    | Envases de papel y cartón        | 79.6        | 74.0        | 96.5         | 73.1        | 113.5       | 111.3       | 105.6       | 108.6        | 112.5        | 121.7        | 112.4        | 91.2         | 100.0        |
| 342     | Imprenta                         | 109.6       | 107.1       | 146.9        | 175.6       | 82.9        | 73.3        | 76.2        | 74.4         | 87.7         | 80.9         | 81.5         | 103.9        | 100.0        |
| 351     | Química industrial               | 84.3        | 85.2        | 84.8         | 92.7        | 107.6       | 107.4       | 102.0       | 106.2        | 106.5        | 115.0        | 106.9        | 101.3        | 100.0        |
| 352     | Química diversa                  | 77.6        | 91.4        | 94.9         | 99.1        | 112.2       | 98.2        | 100.6       | 103.7        | 97.9         | 107.5        | 112.9        | 104.1        | 100.0        |
| 3522    | Farmacéuticos de uso humano      | 69.1        | 93.8        | 98.1         | 97.8        | 116.1       | 107.5       | 102.3       | 108.3        | 95.3         | 103.3        | 108.9        | 99.5         | 100.0        |
| 3529    | Otros productos químicos         | 82.7        | 89.9        | 92.9         | 99.9        | 109.8       | 92.5        | 99.5        | 101.0        | 99.5         | 110.1        | 115.3        | 106.9        | 100.0        |
| 353     | Petróleo                         | 97.6        | 84.5        | 91.0         | 102.5       | 105.5       | 102.0       | 93.3        | 111.5        | 94.1         | 102.9        | 108.5        | 106.6        | 100.0        |
| 355     | Caucho                           | 74.3        | 103.6       | 88.9         | 89.6        | 90.0        | 98.8        | 103.0       | 131.1        | 76.6         | 127.2        | 111.4        | 105.5        | 100.0        |
| 356     | Plásticos                        | 93.1        | 105.7       | 104.7        | 87.9        | 99.5        | 87.0        | 96.4        | 110.6        | 112.8        | 110.7        | 103.9        | 87.7         | 100.0        |
| 362     | Vidrio                           | 87.7        | 108.4       | 116.4        | 91.3        | 82.9        | 94.5        | 98.1        | 120.1        | 95.3         | 101.2        | 104.9        | 99.2         | 100.0        |
| 369     | Minerales no metálicos           | 116.2       | 106.7       | 97.1         | 87.7        | 79.9        | 91.8        | 90.1        | 96.6         | 113.7        | 128.3        | 113.7        | 78.1         | 100.0        |
| 3692    | Cemento                          | 95.3        | 95.4        | 93.4         | 98.8        | 103.8       | 112.2       | 108.7       | 114.8        | 107.0        | 109.2        | 113.4        | 48.0         | 100.0        |
| 3699    | Otros min. no metálicos          | 123.8       | 110.8       | 98.5         | 83.7        | 71.2        | 84.4        | 83.3        | 90.0         | 116.2        | 135.3        | 113.8        | 89.1         | 100.0        |
| 371     | Metálica Básica                  | 74.9        | 101.8       | 120.6        | 81.3        | 105.1       | 98.7        | 101.9       | 99.8         | 105.1        | 94.7         | 122.0        | 94.1         | 100.0        |
| 372     | Metálica Básica no Ferrosa       | 94.0        | 95.4        | 85.0         | 89.8        | 96.2        | 101.3       | 105.0       | 111.8        | 98.0         | 110.8        | 107.4        | 105.3        | 100.0        |
| 381     | Productos Metálicos              | 101.6       | 97.9        | 95.1         | 88.9        | 86.3        | 82.3        | 102.8       | 108.2        | 105.8        | 113.3        | 115.5        | 102.2        | 100.0        |
| 382     | Maquinaria y Equipo              | 62.3        | 84.5        | 55.2         | 40.0        | 135.3       | 90.4        | 54.4        | 141.9        | 180.7        | 110.8        | 123.0        | 121.4        | 100.0        |
| 3822    | Maquinaria y eq. agrícola        | 18.0        | 103.5       | 34.7         | 5.9         | 158.1       | 80.3        | 30.3        | 171.4        | 238.8        | 120.5        | 122.8        | 115.6        | 100.0        |
| 3829    | Maquinaria y eq. diversos        | 117.7       | 60.8        | 80.8         | 82.6        | 106.9       | 103.1       | 84.5        | 105.0        | 108.1        | 98.6         | 123.2        | 128.6        | 100.0        |
| 383     | Maquinaria y aparatos eléctricos | 55.3        | 64.8        | 85.1         | 86.8        | 113.8       | 112.8       | 88.7        | 109.3        | 116.1        | 101.6        | 129.6        | 136.1        | 100.0        |
| 3831    | Maquinaria eléctrica diversa     | 51.0        | 70.5        | 74.5         | 79.7        | 118.6       | 147.6       | 90.1        | 94.4         | 133.9        | 79.7         | 125.0        | 135.0        | 100.0        |
| 3832    | Equipos, radio y televisión      | 72.9        | 64.4        | 65.4         | 79.4        | 102.3       | 92.4        | 110.3       | 119.3        | 111.4        | 120.1        | 130.9        | 131.1        | 100.0        |
| 3833    | Aparatos Electrodomésticos       | 65.7        | 73.9        | 104.9        | 106.7       | 126.7       | 97.3        | 87.1        | 96.6         | 71.5         | 88.6         | 174.2        | 107.1        | 100.0        |
| 3839    | Suministros eléctricos diversos  | 41.7        | 59.9        | 102.8        | 92.6        | 117.2       | 111.6       | 71.0        | 112.9        | 118.8        | 102.8        | 121.8        | 146.9        | 100.0        |
| 384     | Material de Transporte           | 100.4       | 105.9       | 87.9         | 103.8       | 99.7        | 128.5       | 98.0        | 71.3         | 87.7         | 130.4        | 104.0        | 82.4         | 100.0        |
| 390     | Industrias diversas              | 101.7       | 103.8       | 130.2        | 116.3       | 108.3       | 102.4       | 96.0        | 91.7         | 72.7         | 95.0         | 84.0         | 97.9         | 100.0        |
|         | <b>TOTAL</b>                     | <b>89.4</b> | <b>92.6</b> | <b>100.9</b> | <b>99.5</b> | <b>99.4</b> | <b>97.4</b> | <b>97.1</b> | <b>104.0</b> | <b>101.1</b> | <b>109.9</b> | <b>105.8</b> | <b>103.1</b> | <b>100.0</b> |

FUENTE: Ministerio de Industria, Comercio Interior, Turismo e Integración.



Cuadro II.30

**INDICE DEL VOLUMEN FISICO DE LA PRODUCCION MANUFACTURERA: 1980**  
(1979 = 100)

| CIIU    | ACTIVIDAD                        | Ene.         | Feb.        | Mar.         | Abr.         | May.         | Jun.         | Jul.         | Ago.         | Set.         | Oct.         | Nov.         | Dic.         | Promedi      |
|---------|----------------------------------|--------------|-------------|--------------|--------------|--------------|--------------|--------------|--------------|--------------|--------------|--------------|--------------|--------------|
| 31X     | Harina de Pescado                | 85.3         | 83.1        | 112.4        | 110.1        | 109.7        | 70.8         | 34.8         | 24.4         | 19.1         | 36.7         | 22.7         | 89.9         | 66.6         |
| 311-12  | Alimentos                        | 101.7        | 102.9       | 104.2        | 99.5         | 94.9         | 108.7        | 104.1        | 118.1        | 106.7        | 116.8        | 122.0        | 118.7        | 108.2        |
| 3111    | Matanza y conservación de carnes | 110.2        | 113.4       | 109.1        | 148.2        | 138.2        | 134.1        | 142.5        | 120.7        | 129.7        | 112.6        | 122.1        | 127.7        | 126.4        |
| 3112    | Productos lácteos                | 97.7         | 99.5        | 98.8         | 119.2        | 99.4         | 78.7         | 97.1         | 101.8        | 103.0        | 105.5        | 119.3        | 121.2        | 103.4        |
| 3114    | Elaboración de pescados          | 120.7        | 122.9       | 120.3        | 111.6        | 96.7         | 144.3        | 143.7        | 129.7        | 126.0        | 151.2        | 127.4        | 120.7        | 126.3        |
| 3116-17 | Molinería y panadería            | 104.0        | 88.3        | 84.5         | 96.4         | 103.2        | 102.8        | 103.7        | 113.3        | 106.8        | 120.5        | 143.8        | 150.8        | 109.8        |
| 3118    | Azúcar                           | 117.0        | 105.6       | 94.9         | 46.2         | 35.8         | 44.5         | 55.8         | 78.6         | 84.0         | 88.9         | 84.6         | 91.3         | 77.3         |
| 3122    | Alimentos para animales          | 114.2        | 90.9        | 90.4         | 88.4         | 113.9        | 112.9        | 135.7        | 132.0        | 141.5        | 143.4        | 135.8        | 150.8        | 120.8        |
| 3129    | Alimentos diversos               | 87.4         | 106.8       | 116.6        | 103.6        | 95.0         | 118.3        | 95.1         | 127.4        | 98.5         | 107.7        | 113.0        | 96.9         | 105.5        |
| 313     | Bebidas                          | 124.2        | 108.6       | 117.6        | 105.6        | 107.1        | 103.6        | 111.5        | 116.8        | 113.1        | 124.1        | 111.2        | 146.5        | 115.8        |
| 3133    | Cerveza y Malta                  | 131.0        | 110.0       | 111.3        | 106.8        | 116.9        | 117.1        | 127.2        | 122.9        | 124.0        | 125.1        | 106.6        | 122.4        | 118.4        |
| 3131-34 | Otras bebidas                    | 114.8        | 106.7       | 126.3        | 104.0        | 93.4         | 84.8         | 89.8         | 108.4        | 98.0         | 122.6        | 117.6        | 180.0        | 112.2        |
| 314     | Tabaco                           | 92.3         | 94.3        | 101.7        | 103.2        | 113.8        | 111.3        | 130.3        | 121.8        | 118.5        | 69.3         | 140.7        | 122.7        | 110.0        |
| 321     | Textil                           | 77.9         | 53.9        | 66.6         | 104.2        | 118.4        | 110.4        | 119.1        | 114.3        | 113.9        | 117.3        | 111.5        | 103.5        | 100.9        |
| 3211    | Hilados, tejidos y acabados      | 75.1         | 45.1        | 61.9         | 103.5        | 121.6        | 110.2        | 119.2        | 113.5        | 115.4        | 117.4        | 114.9        | 106.6        | 100.4        |
| 3213-15 | Tejidos de punto                 | 84.8         | 75.6        | 78.2         | 105.9        | 110.4        | 111.0        | 118.8        | 116.2        | 110.1        | 117.2        | 103.3        | 95.8         | 102.3        |
| 322     | Prendas de vestir                | 140.0        | 90.4        | 70.9         | 98.3         | 107.4        | 85.7         | 109.4        | 97.9         | 88.4         | 91.6         | 205.6        | 85.6         | 105.9        |
| 323     | Cuero                            | 112.2        | 101.6       | 79.8         | 127.6        | 132.7        | 130.6        | 131.3        | 127.3        | 115.7        | 126.6        | 130.4        | 126.5        | 120.2        |
| 324     | Calzado                          | 150.2        | 131.6       | 63.2         | 119.1        | 92.7         | 99.8         | 123.2        | 104.6        | 57.6         | 124.7        | 134.8        | 139.0        | 111.7        |
| 331     | Madera                           | 109.9        | 108.9       | 102.7        | 86.6         | 102.7        | 72.3         | 84.4         | 69.4         | 85.7         | 106.3        | 95.8         | 75.7         | 91.7         |
| 341     | Papel                            | 106.4        | 98.5        | 101.9        | 98.5         | 101.9        | 118.3        | 119.5        | 110.1        | 120.7        | 174.4        | 146.8        | 139.1        | 119.7        |
| 3411    | Ind. del papel y cartón          | 92.8         | 106.9       | 113.8        | 98.0         | 98.0         | 99.2         | 87.0         | 124.3        | 127.1        | 126.1        | 122.8        | 113.0        | 109.1        |
| 3412    | Envases de papel y cartón        | 113.8        | 93.9        | 95.4         | 98.7         | 104.0        | 128.7        | 137.1        | 102.4        | 117.2        | 200.6        | 159.9        | 153.3        | 125.4        |
| 342     | Imprenta                         | 140.1        | 152.8       | 173.8        | 165.3        | 95.2         | 80.8         | 81.7         | 89.9         | 99.8         | 104.8        | 113.8        | 138.6        | 119.7        |
| 351     | Química industrial               | 91.1         | 92.4        | 103.5        | 109.2        | 117.4        | 114.3        | 97.9         | 105.5        | 110.4        | 114.9        | 106.6        | 101.2        | 105.4        |
| 352     | Química diversa                  | 90.8         | 94.1        | 100.4        | 108.0        | 110.9        | 107.5        | 118.4        | 105.0        | 128.9        | 133.9        | 128.4        | 112.7        | 111.6        |
| 3522    | Farmacéuticos de uso humano      | 76.7         | 100.8       | 87.3         | 104.4        | 112.6        | 121.4        | 115.2        | 109.9        | 133.0        | 132.3        | 140.6        | 114.3        | 112.4        |
| 3529    | Otros productos químicos         | 99.3         | 90.1        | 108.3        | 110.1        | 109.8        | 99.1         | 120.3        | 102.0        | 126.4        | 135.0        | 121.1        | 111.8        | 111.1        |
| 353     | Petróleo                         | 110.1        | 101.1       | 106.4        | 99.5         | 99.7         | 101.8        | 108.7        | 94.4         | 104.5        | 102.2        | 103.4        | 103.7        | 103.0        |
| 355     | Caucho                           | 130.3        | 138.6       | 109.2        | 126.8        | 122.9        | 116.9        | 123.7        | 106.0        | 79.4         | 118.8        | 136.1        | 145.5        | 121.2        |
| 356     | Plásticos                        | 109.6        | 92.7        | 92.1         | 108.0        | 109.8        | 97.5         | 106.6        | 114.1        | 113.8        | 138.0        | 126.0        | 104.7        | 109.4        |
| 362     | Vidrio                           | 88.4         | 88.9        | 91.8         | 110.8        | 108.8        | 97.8         | 112.4        | 110.8        | 116.6        | 113.8        | 100.0        | 97.5         | 103.1        |
| 369     | Minerales no metálicos           | 118.7        | 113.2       | 121.2        | 117.7        | 122.9        | 116.1        | 146.3        | 130.0        | 112.4        | 130.2        | 149.2        | 141.5        | 126.6        |
| 3692    | Cemento                          | 101.7        | 100.4       | 108.7        | 106.8        | 114.3        | 102.3        | 112.3        | 112.8        | 86.1         | 123.0        | 103.4        | 120.1        | 108.3        |
| 3699    | Otros min. no metálicos          | 124.9        | 114.9       | 125.8        | 121.7        | 126.0        | 121.2        | 158.8        | 136.3        | 122.0        | 132.9        | 166.0        | 149.3        | 133.3        |
| 371     | Metálica Básica                  | 99.8         | 113.0       | 102.4        | 82.5         | 110.0        | 139.0        | 98.4         | 117.9        | 122.3        | 138.8        | 112.5        | 110.8        | 112.3        |
| 372     | Metálica Básica no Ferrosa       | 102.1        | 86.7        | 96.0         | 95.9         | 96.4         | 92.9         | 97.7         | 105.3        | 93.6         | 107.2        | 75.1         | 84.3         | 94.4         |
| 381     | Productos Metálicos              | 110.0        | 120.1       | 127.2        | 120.8        | 124.5        | 113.5        | 116.4        | 114.9        | 122.1        | 131.6        | 118.7        | 126.2        | 120.5        |
| 382     | Maquinaria y Equipo              | 140.9        | 101.2       | 47.6         | 51.9         | 194.9        | 183.8        | 144.3        | 136.6        | 144.3        | 154.2        | 199.9        | 164.0        | 138.6        |
| 3822    | Maquinaria y eq. agrícola        | 158.1        | 105.6       | 5.6          | 7.5          | 250.6        | 237.1        | 158.1        | 158.9        | 143.5        | 163.8        | 237.1        | 161.5        | 149.0        |
| 3829    | Maquinaria y eq. diversos        | 119.4        | 95.7        | 100.2        | 107.4        | 125.2        | 117.1        | 127.0        | 108.7        | 145.2        | 142.3        | 153.3        | 167.2        | 125.7        |
| 383     | Maquinaria y aparatos eléctricos | 81.3         | 86.9        | 104.1        | 108.2        | 119.9        | 128.7        | 114.3        | 121.8        | 134.5        | 131.0        | 176.1        | 171.6        | 123.2        |
| 3831    | Maquinaria eléctrica diversa     | 74.2         | 90.5        | 90.5         | 104.1        | 125.2        | 121.7        | 78.8         | 105.7        | 120.8        | 98.3         | 281.0        | 301.4        | 132.7        |
| 3832    | Equipos, radio y televisión      | 116.3        | 97.6        | 119.1        | 130.5        | 135.9        | 145.1        | 165.4        | 159.1        | 167.5        | 167.1        | 195.4        | 174.9        | 147.8        |
| 3833    | Aparatos electrodomésticos       | 67.1         | 143.9       | 128.8        | 94.1         | 133.2        | 138.0        | 106.8        | 92.1         | 172.8        | 138.5        | 206.0        | 132.1        | 129.5        |
| 3839    | Suministros eléctricos diversos  | 60.9         | 64.0        | 95.0         | 96.0         | 101.1        | 117.8        | 96.5         | 108.2        | 108.2        | 120.2        | 91.7         | 100.0        | 96.6         |
| 384     | Material de Transporte           | 136.6        | 120.4       | 149.9        | 177.6        | 182.2        | 140.0        | 159.1        | 134.2        | 100.8        | 191.2        | 167.7        | 196.3        | 154.7        |
| 390     | Industrias diversas              | 99.1         | 122.7       | 106.2        | 126.5        | 113.8        | 96.8         | 112.9        | 116.2        | 106.6        | 115.2        | 114.1        | 88.3         | 109.9        |
|         | <b>TOTAL</b>                     | <b>105.7</b> | <b>98.0</b> | <b>101.5</b> | <b>107.1</b> | <b>108.9</b> | <b>104.7</b> | <b>107.8</b> | <b>108.8</b> | <b>104.0</b> | <b>116.7</b> | <b>117.1</b> | <b>113.2</b> | <b>107.8</b> |

FUENTE: Ministerio de Industria, Comercio Interior, Turismo e Integración.

Cuadro II.31

**INDICE DEL VOLUMEN FISICO DE LA PRODUCCION MANUFACTURERA: 1981**  
(1979 = 100)

| CIU     | ACTIVIDAD                        | Ene.         | Feb.         | Mar.         | Abr.         | May.         | Jun.         | Jul.         | Ago.         | Set.         | Oct.         | Nov.         | Dic.         | Promedio     |
|---------|----------------------------------|--------------|--------------|--------------|--------------|--------------|--------------|--------------|--------------|--------------|--------------|--------------|--------------|--------------|
| 31X     | Harina de Pescado                | 83.7         | 72.4         | 57.5         | 73.8         | 79.6         | 105.7        | 54.0         | 40.2         | 68.6         | 61.8         | 31.0         | 105.9        | 69.5         |
| 311-12  | Alimentos                        | 91.2         | 96.3         | 95.0         | 103.8        | 111.9        | 118.8        | 111.6        | 107.5        | 110.8        | 130.3        | 120.0        | 117.2        | 109.5        |
| 3111    | Matanza y conservación de carnes | 104.8        | 85.8         | 93.7         | 138.9        | 121.1        | 98.0         | 128.1        | 134.0        | 119.2        | 126.0        | 87.3         | 100.1        | 111.4        |
| 3112    | Productos lácteos                | 124.8        | 125.0        | 125.1        | 104.6        | 100.8        | 91.7         | 93.5         | 94.9         | 122.7        | 113.9        | 119.7        | 147.9        | 113.7        |
| 3114    | Elaboración de pescados          | 58.1         | 97.9         | 91.3         | 122.0        | 138.2        | 172.5        | 99.3         | 23.7         | 107.5        | 183.4        | 104.4        | 104.2        | 108.5        |
| 3116-17 | Molinería y panadería            | 90.5         | 95.3         | 107.4        | 115.2        | 120.4        | 120.4        | 118.4        | 121.0        | 117.8        | 123.2        | 132.4        | 125.1        | 115.6        |
| 3118    | Azúcar                           | 72.1         | 37.0         | 13.7         | 15.6         | 27.8         | 55.9         | 73.1         | 106.7        | 105.7        | 110.2        | 107.5        | 100.8        | 68.8         |
| 3122    | Alimentos para animales          | 133.6        | 105.9        | 111.2        | 106.9        | 116.4        | 109.9        | 117.3        | 121.6        | 117.3        | 122.0        | 115.5        | 121.4        | 116.6        |
| 3129    | Alimentos diversos               | 92.9         | 104.7        | 99.4         | 107.2        | 117.9        | 123.1        | 121.5        | 124.7        | 104.4        | 126.6        | 123.9        | 115.4        | 113.5        |
| 313     | Bebidas                          | 124.3        | 99.5         | 124.3        | 99.9         | 99.2         | 96.6         | 107.6        | 112.8        | 133.5        | 120.8        | 112.7        | 137.4        | 114.0        |
| 3133    | Cerveza y Malta                  | 120.7        | 99.5         | 118.6        | 105.8        | 107.4        | 103.4        | 113.2        | 110.7        | 117.2        | 125.0        | 118.0        | 133.8        | 114.4        |
| 3131-34 | Otras bebidas                    | 129.2        | 99.5         | 132.2        | 91.8         | 87.9         | 87.2         | 99.8         | 115.6        | 156.0        | 115.0        | 105.3        | 142.3        | 113.5        |
| 314     | Tabaco                           | 125.7        | 40.5         | 114.3        | 95.7         | 110.0        | 124.9        | 134.7        | 112.3        | 106.0        | 140.9        | 133.2        | 146.7        | 115.4        |
| 321     | Textil                           | 86.1         | 90.1         | 106.5        | 101.8        | 105.4        | 95.0         | 109.2        | 105.7        | 101.4        | 106.3        | 99.0         | 89.7         | 99.7         |
| 3211    | Hilados, tejidos y acabados      | 88.5         | 93.0         | 113.8        | 108.2        | 111.1        | 97.0         | 114.0        | 109.7        | 101.6        | 105.9        | 100.4        | 92.7         | 103.0        |
| 3213-15 | Tejidos de punto                 | 80.2         | 83.0         | 88.6         | 86.2         | 91.3         | 90.2         | 97.6         | 95.9         | 100.8        | 107.2        | 95.6         | 82.5         | 91.6         |
| 322     | Prendas de vestir                | 89.6         | 147.0        | 110.7        | 116.9        | 60.3         | 146.8        | 109.2        | 46.2         | 106.8        | 71.7         | 103.0        | 123.9        | 102.7        |
| 323     | Cuero                            | 116.6        | 117.9        | 123.4        | 109.2        | 123.8        | 148.2        | 144.2        | 114.1        | 132.6        | 135.6        | 122.2        | 115.8        | 125.3        |
| 324     | Calzado                          | 112.5        | 57.2         | 121.4        | 99.0         | 84.7         | 110.7        | 112.4        | 108.1        | 129.8        | 64.3         | 116.4        | 128.2        | 103.7        |
| 331     | Madera                           | 82.7         | 89.7         | 82.8         | 99.0         | 101.0        | 88.7         | 97.9         | 95.6         | 89.6         | 89.5         | 88.8         | 76.5         | 90.2         |
| 341     | Papel                            | 97.8         | 111.7        | 115.2        | 119.6        | 108.1        | 127.9        | 102.2        | 100.4        | 109.6        | 78.3         | 115.9        | 106.7        | 107.8        |
| 3411    | Ind. del papel y cartón          | 93.7         | 144.5        | 84.4         | 112.0        | 79.7         | 117.9        | 97.1         | 147.9        | 121.9        | 116.0        | 107.4        | 92.3         | 107.1        |
| 3412    | Envases de papel y cartón        | 100.1        | 110.2        | 131.9        | 123.8        | 123.5        | 133.4        | 104.9        | 74.7         | 103.0        | 57.8         | 120.5        | 114.5        | 108.2        |
| 342     | Imprenta                         | 132.0        | 123.0        | 100.4        | 93.0         | 104.0        | 95.1         | 139.0        | 140.8        | 185.8        | 179.1        | 167.2        | 144.3        | 133.6        |
| 351     | Química industrial               | 100.6        | 95.3         | 107.3        | 103.0        | 111.2        | 108.2        | 118.9        | 118.4        | 122.6        | 130.0        | 125.1        | 112.8        | 112.8        |
| 352     | Química diversa                  | 106.5        | 97.2         | 129.0        | 120.8        | 115.0        | 123.0        | 112.9        | 112.3        | 122.1        | 111.8        | 120.6        | 106.3        | 114.0        |
| 3522    | Farmacéuticos de uso humano      | 86.8         | 88.6         | 120.7        | 113.3        | 114.0        | 132.7        | 123.8        | 131.8        | 149.9        | 124.7        | 137.4        | 121.1        | 120.4        |
| 3529    | Otros productos químicos         | 118.4        | 102.4        | 134.0        | 125.4        | 115.6        | 117.2        | 106.3        | 100.5        | 105.3        | 104.0        | 110.5        | 97.3         | 111.4        |
| 353     | Petróleo                         | 110.6        | 106.9        | 109.5        | 109.5        | 102.9        | 114.1        | 117.3        | 114.1        | 102.1        | 120.0        | 117.5        | 111.9        | 111.4        |
| 355     | Caucho                           | 104.7        | 101.7        | 106.0        | 110.5        | 111.0        | 122.8        | 123.0        | 113.4        | 129.5        | 123.3        | 122.3        | 121.0        | 115.8        |
| 356     | Plásticos                        | 128.0        | 120.0        | 132.3        | 129.4        | 113.1        | 123.2        | 112.2        | 125.5        | 143.8        | 127.9        | 135.3        | 102.3        | 124.4        |
| 362     | Vidrio                           | 90.4         | 80.4         | 84.1         | 107.2        | 119.5        | 117.4        | 109.5        | 112.3        | 89.9         | 86.5         | 117.4        | 126.2        | 103.4        |
| 369     | Minerales no metálicos           | 153.0        | 140.7        | 151.8        | 132.4        | 138.4        | 141.2        | 124.8        | 142.8        | 158.6        | 163.2        | 135.4        | 132.7        | 142.9        |
| 3692    | Cemento                          | 104.5        | 85.4         | 83.7         | 82.2         | 100.6        | 97.9         | 101.5        | 115.4        | 103.8        | 126.7        | 110.5        | 105.6        | 101.5        |
| 3699    | Otros min. no metálicos          | 170.7        | 160.9        | 176.7        | 150.8        | 152.2        | 157.1        | 133.3        | 152.8        | 178.7        | 176.5        | 144.5        | 142.6        | 158.1        |
| 371     | Metálica Básica                  | 86.4         | 98.4         | 65.2         | 38.9         | 103.4        | 98.2         | 76.0         | 81.2         | 85.6         | 102.9        | 79.1         | 58.9         | 81.2         |
| 372     | Metálica Básica no Ferrosa       | 98.1         | 82.3         | 71.7         | 98.9         | 105.5        | 100.8        | 104.8        | 81.2         | 64.2         | 109.2        | 111.2        | 106.1        | 94.5         |
| 381     | Productos Metálicos              | 63.3         | 245.2        | 147.7        | 103.9        | 88.9         | 89.9         | 170.7        | 134.9        | 102.9        | 115.3        | 106.0        | 91.4         | 121.7        |
| 382     | Maquinaria y Equipo              | 136.0        | 129.9        | 151.4        | 129.3        | 140.3        | 157.8        | 187.1        | 159.7        | 129.6        | 167.2        | 206.0        | 130.4        | 152.1        |
| 3822    | Maquinaria y eq. agrícola        | 118.4        | 103.0        | 145.0        | 112.6        | 152.3        | 172.1        | 230.0        | 188.6        | 139.2        | 211.2        | 274.8        | 140.3        | 165.6        |
| 3829    | Maquinaria y eq. diversos        | 158.0        | 163.5        | 159.5        | 150.2        | 125.4        | 139.9        | 133.5        | 123.6        | 117.5        | 112.1        | 120.0        | 118.0        | 135.1        |
| 383     | Maquinaria y aparatos eléctricos | 99.9         | 115.5        | 124.5        | 144.1        | 130.3        | 143.8        | 144.8        | 147.0        | 148.1        | 153.2        | 157.9        | 146.5        | 138.0        |
| 3831    | Maquinaria eléctrica diversa     | 74.2         | 155.0        | 92.6         | 164.5        | 105.7        | 121.9        | 84.6         | 96.4         | 122.7        | 135.8        | 95.7         | 107.3        | 113.0        |
| 3832    | Equipos, radio y televisión      | 151.6        | 102.8        | 171.4        | 155.1        | 152.1        | 157.4        | 186.5        | 195.8        | 160.4        | 155.9        | 164.5        | 179.8        | 161.1        |
| 3833    | Aparatos electrodomésticos       | 61.9         | 85.3         | 132.0        | 179.9        | 132.4        | 120.5        | 148.8        | 111.0        | 115.3        | 119.5        | 135.4        | 96.4         | 119.9        |
| 3839    | Suministros eléctricos diversos  | 82.3         | 108.6        | 104.7        | 115.5        | 127.2        | 151.2        | 146.7        | 146.2        | 160.7        | 168.7        | 194.7        | 154.4        | 138.4        |
| 384     | Material de Transporte           | 149.6        | 193.2        | 208.6        | 244.3        | 222.2        | 201.8        | 194.0        | 154.7        | 249.3        | 205.0        | 250.8        | 207.5        | 206.8        |
| 390     | Industrias diversas              | 115.4        | 128.7        | 152.1        | 120.3        | 116.2        | 122.4        | 120.5        | 154.7        | 146.4        | 138.1        | 136.4        | 121.1        | 131.7        |
|         | <b>TOTAL</b>                     | <b>102.3</b> | <b>106.2</b> | <b>106.7</b> | <b>108.3</b> | <b>108.4</b> | <b>114.6</b> | <b>114.6</b> | <b>105.6</b> | <b>112.3</b> | <b>119.3</b> | <b>118.6</b> | <b>115.3</b> | <b>111.0</b> |

FUENTE: Ministerio de Industria, Comercio Interior, Turismo e Integración.

Cuadro II.32

INDICE DEL VOLUMEN FISICO DE LA PRODUCCION MANUFACTURERA: 1982  
(1979 = 100)

| CIU     | ACTIVIDAD                        | Ene.  | Feb.  | Mar.  | Abr.  | May.  | Jun.  | Jul.  | Ago.  | Set.  | Oct.  | Nov.  | Dic.  | Promedio |
|---------|----------------------------------|-------|-------|-------|-------|-------|-------|-------|-------|-------|-------|-------|-------|----------|
| 31X     | Harina de Pescado                | 99.4  | 55.4  | 135.0 | 144.5 | 137.8 | 157.9 | 160.0 | 0.9   | 21.0  | 77.1  | 82.8  | 89.1  | 96.7     |
| 311-12  | Alimentos                        | 105.5 | 99.1  | 104.6 | 95.5  | 103.4 | 106.9 | 109.9 | 97.5  | 111.1 | 115.5 | 107.1 | 108.9 | 105.4    |
| 3111    | Matanza y conservación de carnes | 76.7  | 104.9 | 103.9 | 113.3 | 72.1  | 68.2  | 63.4  | 64.7  | 113.1 | 91.9  | 96.7  | 119.5 | 90.7     |
| 3112    | Productos lácteos                | 138.0 | 138.3 | 138.3 | 116.7 | 110.7 | 92.6  | 110.8 | 96.8  | 124.9 | 126.6 | 121.2 | 163.1 | 123.2    |
| 3114    | Elaboración de pescados          | 94.9  | 64.1  | 91.3  | 65.7  | 62.2  | 52.0  | 57.9  | 15.2  | 30.8  | 36.8  | 46.8  | 33.2  | 54.3     |
| 3116-17 | Molinería y panadería            | 116.6 | 105.6 | 99.3  | 104.5 | 122.3 | 132.4 | 123.3 | 120.7 | 125.5 | 129.3 | 119.0 | 111.6 | 117.5    |
| 3118    | Azúcar                           | 100.8 | 74.9  | 66.7  | 40.8  | 74.9  | 76.7  | 95.0  | 94.7  | 106.7 | 117.7 | 113.9 | 95.5  | 88.2     |
| 3122    | Alimentos para animales          | 124.7 | 103.5 | 130.5 | 125.8 | 127.6 | 141.1 | 131.1 | 139.0 | 128.7 | 139.8 | 148.3 | 151.2 | 132.6    |
| 3129    | Alimentos diversos               | 96.4  | 103.7 | 111.3 | 102.1 | 109.4 | 116.4 | 123.1 | 107.2 | 124.2 | 128.6 | 109.7 | 117.8 | 112.5    |
| 313     | Bebidas                          | 109.8 | 111.0 | 124.2 | 113.2 | 107.2 | 99.9  | 93.8  | 104.2 | 109.0 | 112.0 | 123.6 | 123.3 | 110.9    |
| 3133    | Cerveza y Malta                  | 107.1 | 114.8 | 127.4 | 111.2 | 119.2 | 111.5 | 103.9 | 113.3 | 125.7 | 126.5 | 140.0 | 132.5 | 119.4    |
| 3131-34 | Otras bebidas                    | 113.5 | 105.7 | 119.7 | 116.0 | 90.6  | 83.8  | 79.7  | 91.5  | 85.8  | 91.9  | 100.8 | 110.5 | 99.1     |
| 314     | Tabaco                           | 107.0 | 56.5  | 113.3 | 122.3 | 102.1 | 129.7 | 138.4 | 104.6 | 135.8 | 153.2 | 138.1 | 102.8 | 117.0    |
| 321     | Textil                           | 87.8  | 94.3  | 107.8 | 103.4 | 80.9  | 116.7 | 115.7 | 113.9 | 129.2 | 117.3 | 118.6 | 99.3  | 107.1    |
| 3211    | Hilados, tejidos y acabados      | 87.8  | 97.2  | 110.8 | 103.7 | 66.8  | 117.9 | 124.3 | 119.1 | 133.8 | 128.4 | 123.7 | 104.8 | 109.9    |
| 3213-15 | Tejidos de punto                 | 87.9  | 87.2  | 100.4 | 102.7 | 115.4 | 113.8 | 94.7  | 101.0 | 117.8 | 90.1  | 106.1 | 85.9  | 100.3    |
| 322     | Prendas de vestir                | 91.6  | 131.6 | 80.4  | 139.8 | 142.3 | 42.1  | 89.8  | 181.1 | 79.7  | 97.7  | 179.2 | 126.1 | 115.1    |
| 323     | Cuero                            | 89.2  | 82.9  | 106.4 | 104.7 | 124.5 | 120.1 | 106.0 | 109.5 | 112.3 | 94.1  | 97.3  | 79.3  | 102.2    |
| 324     | Calzado                          | 89.3  | 26.4  | 93.6  | 77.4  | 84.9  | 63.1  | 87.3  | 104.0 | 103.7 | 67.0  | 92.5  | 93.9  | 81.9     |
| 331     | Madera                           | 83.7  | 77.3  | 80.1  | 83.5  | 83.7  | 71.4  | 78.9  | 86.3  | 69.8  | 76.8  | 74.3  | 61.3  | 77.3     |
| 341     | Papel                            | 72.6  | 82.3  | 78.8  | 62.9  | 90.6  | 89.0  | 86.3  | 85.5  | 71.9  | 88.2  | 82.3  | 90.2  | 81.7     |
| 3411    | Ind. del papel y cartón          | 91.5  | 71.9  | 88.1  | 65.2  | 9.4   | 100.4 | 85.1  | 79.5  | 40.9  | 63.2  | 62.5  | 55.1  | 74.7     |
| 3412    | Envases de papel y cartón        | 62.3  | 88.0  | 73.7  | 61.6  | 89.6  | 82.8  | 86.9  | 88.8  | 88.7  | 101.7 | 93.1  | 109.2 | 85.5     |
| 342     | Imprenta                         | 156.2 | 145.6 | 118.8 | 162.7 | 133.6 | 121.0 | 160.4 | 122.4 | 108.3 | 102.8 | 117.4 | 90.9  | 128.3    |
| 351     | Química industrial               | 86.4  | 98.5  | 107.0 | 97.7  | 99.3  | 104.5 | 113.3 | 117.9 | 111.9 | 117.7 | 134.3 | 98.9  | 107.3    |
| 352     | Química diversa                  | 80.2  | 83.3  | 116.5 | 113.1 | 118.3 | 109.5 | 114.4 | 103.1 | 109.0 | 107.5 | 111.9 | 93.3  | 105.0    |
| 3522    | Farmacéuticos de uso humano      | 68.0  | 101.4 | 141.0 | 138.6 | 142.2 | 129.8 | 122.5 | 119.4 | 117.1 | 109.5 | 123.4 | 97.4  | 117.5    |
| 3529    | Otros productos químicos         | 87.5  | 72.3  | 101.7 | 97.7  | 103.9 | 97.3  | 109.5 | 93.3  | 104.1 | 106.3 | 105.0 | 90.9  | 97.5     |
| 353     | Petróleo                         | 113.8 | 109.3 | 108.7 | 105.6 | 112.8 | 112.7 | 106.6 | 113.1 | 118.3 | 110.3 | 115.5 | 119.5 | 112.2    |
| 355     | Caucho                           | 107.6 | 115.3 | 120.0 | 108.4 | 128.2 | 118.9 | 109.8 | 94.2  | 98.8  | 58.5  | 86.7  | 83.2  | 102.5    |
| 356     | Plásticos                        | 129.0 | 106.0 | 139.9 | 134.8 | 131.6 | 125.2 | 137.4 | 127.8 | 138.8 | 112.0 | 119.5 | 86.5  | 124.0    |
| 362     | Vidrio                           | 119.4 | 115.9 | 125.8 | 137.2 | 124.8 | 127.6 | 117.3 | 121.0 | 126.9 | 120.2 | 153.1 | 107.0 | 124.7    |
| 369     | Minerales no metálicos           | 132.1 | 116.1 | 143.9 | 103.2 | 100.7 | 83.3  | 85.0  | 98.5  | 103.1 | 111.7 | 122.2 | 93.2  | 107.7    |
| 3692    | Cemento                          | 96.4  | 97.8  | 105.6 | 89.5  | 104.1 | 96.6  | 101.3 | 90.9  | 95.2  | 111.1 | 98.2  | 92.0  | 98.2     |
| 3699    | Otros min. no metálicos          | 145.1 | 122.8 | 157.9 | 108.2 | 99.4  | 78.5  | 79.0  | 101.3 | 106.0 | 111.9 | 131.0 | 93.6  | 111.2    |
| 371     | Metálica Básica                  | 79.3  | 80.7  | 64.3  | 76.2  | 87.4  | 70.1  | 60.0  | 80.5  | 70.1  | 45.0  | 49.6  | 47.7  | 67.6     |
| 372     | Metálica Básica no Ferrosa       | 99.3  | 85.2  | 90.8  | 72.3  | 96.4  | 96.1  | 99.5  | 98.9  | 97.6  | 102.0 | 98.0  | 98.7  | 94.6     |
| 381     | Productos Metálicos              | 93.4  | 115.3 | 93.8  | 100.2 | 112.3 | 100.4 | 94.7  | 106.6 | 116.4 | 94.2  | 87.4  | 78.4  | 99.4     |
| 382     | Maquinaria y Equipo              | 95.4  | 132.8 | 158.5 | 141.9 | 118.0 | 107.5 | 45.1  | 56.3  | 69.3  | 55.6  | 90.6  | 55.8  | 93.9     |
| 3822    | Maquinaria y eq.agricola         | 87.4  | 139.7 | 186.0 | 163.0 | 120.5 | 104.9 | 15.0  | 37.2  | 28.9  | 19.7  | 71.7  | 8.0   | 81.8     |
| 3829    | Maquinaria y eq.diversos         | 105.3 | 124.2 | 124.2 | 115.5 | 114.8 | 110.8 | 82.8  | 80.1  | 119.8 | 100.5 | 114.2 | 115.5 | 109.0    |
| 383     | Maquinaria y aparatos eléctricos | 73.9  | 106.3 | 121.4 | 126.8 | 127.9 | 131.4 | 136.5 | 133.0 | 120.3 | 111.1 | 112.6 | 95.9  | 116.4    |
| 3831    | Maquinaria eléctrica diversa     | 90.4  | 100.7 | 81.5  | 99.7  | 73.0  | 72.2  | 70.6  | 106.2 | 88.3  | 81.6  | 79.7  | 66.9  | 84.2     |
| 3832    | Equipos, radio y televisión      | 100.2 | 125.4 | 151.4 | 141.9 | 152.1 | 147.0 | 153.7 | 171.5 | 163.8 | 150.0 | 158.4 | 145.8 | 146.8    |
| 3833    | Aparatos electrodomésticos       | 33.7  | 71.8  | 55.2  | 82.3  | 101.9 | 75.3  | 92.2  | 106.0 | 80.0  | 98.0  | 46.6  | 117.4 | 80.0     |
| 3839    | Suministros eléctricos diversos  | 51.9  | 102.0 | 135.6 | 140.6 | 147.0 | 166.6 | 171.8 | 124.3 | 113.5 | 100.6 | 110.1 | 69.0  | 119.4    |
| 384     | Material de Transporte           | 130.9 | 182.1 | 176.3 | 184.1 | 171.3 | 150.7 | 139.9 | 146.4 | 111.7 | 95.6  | 119.7 | 117.3 | 143.8    |
| 390     | Industrias diversas              | 111.2 | 142.7 | 161.3 | 143.7 | 152.5 | 123.7 | 105.6 | 98.3  | 101.2 | 84.5  | 90.3  | 88.6  | 117.0    |
|         | TOTAL                            | 101.1 | 101.3 | 109.6 | 106.3 | 109.6 | 103.8 | 107.3 | 105.1 | 102.9 | 102.7 | 109.6 | 99.1  | 104.8    |

FUENTE: Ministerio de Industria, Comercio Interior, Turismo e Integración.

Cuadro II.33

**INDICE DEL VOLUMEN FISICO DE LA PRODUCCION MANUFACTURERA: 1983**  
(1979 = 100)

| CIU     | ACTIVIDAD                        | Ene.        | Feb.        | Mar.        | Abr.        | May.        | Jun.        | Jul.        | Ago.        | Set.        | Oct.        | Nov.        | Dic.        | Promedio    |
|---------|----------------------------------|-------------|-------------|-------------|-------------|-------------|-------------|-------------|-------------|-------------|-------------|-------------|-------------|-------------|
| 31X     | Harina de Pescado                | 94.1        | 68.8        | 25.9        | 13.8        | 14.2        | 18.2        | 18.4        | 32.3        | 15.1        | 31.5        | 33.2        | 73.8        | 36.6        |
| 311-12  | Alimentos                        | 93.5        | 83.4        | 85.8        | 82.7        | 89.8        | 93.6        | 88.4        | 94.1        | 94.7        | 95.0        | 101.7       | 102.7       | 92.1        |
| 3111    | Matanza y conservación de carnes | 79.1        | 92.7        | 65.4        | 57.9        | 111.8       | 113.6       | 114.1       | 137.8       | 100.7       | 113.4       | 116.5       | 86.1        | 99.1        |
| 3112    | Productos lácteos                | 78.9        | 84.0        | 98.2        | 109.7       | 108.4       | 122.2       | 88.9        | 99.0        | 106.3       | 85.9        | 106.7       | 127.1       | 101.3       |
| 3114    | Elaboración de pescados          | 32.9        | 33.2        | 23.3        | 22.2        | 15.9        | 20.8        | 26.0        | 46.3        | 45.6        | 51.6        | 50.4        | 68.9        | 36.4        |
| 3116-17 | Molinería y panadería            | 111.9       | 106.3       | 102.8       | 102.4       | 110.0       | 124.0       | 113.1       | 115.0       | 115.6       | 118.3       | 135.4       | 131.7       | 115.5       |
| 3118    | Azúcar                           | 85.1        | 73.8        | 42.2        | 22.0        | 36.6        | 50.6        | 59.3        | 79.2        | 80.1        | 75.3        | 89.8        | 68.9        | 63.6        |
| 3122    | Alimentos para animales          | 136.7       | 113.9       | 129.9       | 122.7       | 129.9       | 125.5       | 122.3       | 125.7       | 123.0       | 104.4       | 101.2       | 97.0        | 119.4       |
| 3129    | Alimentos diversos               | 100.9       | 81.6        | 98.6        | 95.6        | 102.2       | 96.0        | 92.3        | 90.0        | 93.7        | 97.5        | 97.4        | 101.1       | 95.6        |
| 313     | Bebidas                          | 127.3       | 124.1       | 131.3       | 106.2       | 112.0       | 98.1        | 105.8       | 103.0       | 94.4        | 91.8        | 105.6       | 129.2       | 110.7       |
| 3133    | Cerveza y Malta                  | 122.7       | 122.5       | 126.9       | 98.6        | 96.0        | 101.1       | 114.3       | 109.0       | 107.5       | 90.7        | 109.5       | 138.7       | 111.5       |
| 3131-34 | Otras bebidas                    | 133.7       | 126.4       | 137.5       | 116.8       | 134.1       | 93.9        | 94.0        | 94.6        | 76.3        | 93.3        | 100.3       | 116.1       | 109.8       |
| 314     | Tabaco                           | 45.3        | 93.2        | 113.2       | 101.5       | 93.9        | 101.5       | 133.2       | 84.5        | 135.4       | 97.4        | 133.6       | 106.3       | 103.3       |
| 321     | Textil                           | 77.1        | 91.6        | 97.3        | 88.3        | 82.8        | 92.0        | 89.2        | 90.3        | 93.4        | 94.2        | 90.0        | 92.0        | 89.9        |
| 3211    | Hilados, tejidos y acabados      | 79.8        | 97.8        | 105.6       | 91.7        | 88.5        | 95.5        | 94.6        | 93.4        | 98.9        | 94.5        | 90.3        | 95.8        | 93.8        |
| 3213-15 | Tejidos de punto                 | 70.5        | 76.5        | 77.1        | 80.0        | 68.9        | 83.6        | 75.9        | 82.7        | 80.0        | 95.8        | 89.2        | 82.6        | 80.2        |
| 322     | Prendas de vestir                | 146.8       | 75.6        | 164.4       | 89.7        | 111.5       | 70.2        | 66.5        | 120.3       | 131.5       | 116.6       | 111.5       | 31.9        | 103.0       |
| 323     | Cuero                            | 89.4        | 87.8        | 82.7        | 80.8        | 86.8        | 79.9        | 76.9        | 97.5        | 103.0       | 95.4        | 100.2       | 100.0       | 90.0        |
| 324     | Calzado                          | 81.7        | 60.1        | 23.1        | 72.2        | 64.9        | 71.2        | 54.1        | 44.9        | 58.6        | 59.7        | 56.6        | 77.4        | 60.4        |
| 331     | Madera                           | 48.1        | 43.6        | 67.5        | 39.0        | 42.2        | 44.7        | 46.1        | 45.8        | 45.5        | 42.6        | 45.1        | 47.6        | 46.5        |
| 341     | Papel                            | 95.3        | 60.5        | 68.2        | 68.7        | 87.1        | 83.9        | 67.6        | 75.0        | 75.7        | 91.6        | 79.3        | 62.5        | 76.3        |
| 3411    | Ind. del papel y cartón          | 70.1        | 42.3        | 68.5        | 66.4        | 98.4        | 77.0        | 34.2        | 52.3        | 72.4        | 78.0        | 73.9        | 48.5        | 65.2        |
| 3412    | Envases de papel y cartón        | 108.9       | 70.4        | 68.1        | 70.0        | 80.9        | 87.7        | 85.8        | 87.3        | 77.5        | 99.0        | 82.2        | 70.1        | 82.3        |
| 342     | Imprenta                         | 70.2        | 122.3       | 63.3        | 93.0        | 83.2        | 121.3       | 98.0        | 71.6        | 116.5       | 101.1       | 107.1       | 115.0       | 96.9        |
| 351     | Química industrial               | 84.8        | 72.1        | 81.7        | 71.7        | 74.9        | 72.0        | 75.6        | 80.0        | 87.4        | 92.6        | 92.8        | 89.3        | 81.2        |
| 352     | Química diversa                  | 76.0        | 92.4        | 104.4       | 91.8        | 92.2        | 95.3        | 83.2        | 95.1        | 93.0        | 83.1        | 84.8        | 79.8        | 89.3        |
| 3522    | Farmacéuticos de uso humano      | 56.7        | 99.4        | 102.5       | 91.1        | 97.7        | 99.7        | 88.8        | 92.7        | 95.6        | 79.7        | 80.7        | 58.5        | 86.9        |
| 3529    | Otros productos químicos         | 87.7        | 88.2        | 105.6       | 92.2        | 88.9        | 92.6        | 79.8        | 96.6        | 91.4        | 85.1        | 87.3        | 92.7        | 90.7        |
| 353     | Petróleo                         | 88.5        | 97.0        | 109.1       | 98.6        | 108.3       | 92.2        | 108.3       | 109.6       | 111.5       | 111.5       | 109.0       | 114.6       | 104.9       |
| 355     | Caucho                           | 86.9        | 95.2        | 59.7        | 95.1        | 90.4        | 89.1        | 80.0        | 90.9        | 101.6       | 77.5        | 98.9        | 117.3       | 90.2        |
| 356     | Plásticos                        | 88.4        | 88.7        | 98.5        | 75.8        | 94.4        | 92.2        | 89.5        | 91.5        | 109.5       | 90.0        | 89.1        | 92.8        | 91.7        |
| 362     | Vidrio                           | 82.9        | 83.3        | 99.8        | 98.1        | 97.7        | 88.0        | 78.6        | 94.5        | 79.7        | 92.9        | 92.3        | 94.0        | 90.2        |
| 369     | Minerales no metálicos           | 113.5       | 107.8       | 108.9       | 111.1       | 116.7       | 116.6       | 77.7        | 56.0        | 108.2       | 130.5       | 127.0       | 106.7       | 106.7       |
| 3692    | Cemento                          | 79.2        | 74.9        | 71.2        | 66.7        | 69.5        | 80.7        | 70.7        | 81.8        | 78.5        | 90.6        | 86.4        | 87.6        | 78.2        |
| 3699    | Otros min. no metálicos          | 126.0       | 119.9       | 122.7       | 127.3       | 133.9       | 129.8       | 80.3        | 46.5        | 119.1       | 145.1       | 141.9       | 113.7       | 117.2       |
| 371     | Metálica Básica                  | 37.0        | 62.5        | 67.4        | 45.7        | 58.6        | 53.0        | 63.2        | 49.2        | 60.4        | 61.0        | 59.6        | 45.6        | 55.3        |
| 372     | Metálica Básica no Ferrosa       | 64.0        | 70.5        | 74.9        | 82.5        | 96.3        | 98.8        | 94.9        | 106.5       | 84.7        | 54.3        | 91.1        | 97.0        | 84.6        |
| 381     | Productos Metálicos              | 62.5        | 69.4        | 82.0        | 74.8        | 60.3        | 54.0        | 50.8        | 57.8        | 71.5        | 74.1        | 56.4        | 78.7        | 66.0        |
| 382     | Maquinaria y Equipo              | 46.7        | 47.2        | 57.8        | 26.5        | 32.0        | 38.0        | 23.3        | 29.9        | 27.1        | 27.2        | 32.9        | 32.8        | 35.1        |
| 3822    | Maquinaria y eq. agrícola        | 15.1        | 6.9         | 28.9        | 2.4         | 1.0         | 0.4         | 3.4         | 3.4         | 12.9        | 4.8         | 9.0         | 8.7         | 8.1         |
| 3829    | Maquinaria y eq. diversos        | 86.3        | 97.6        | 93.9        | 56.7        | 70.7        | 85.1        | 48.1        | 63.1        | 44.8        | 55.1        | 62.7        | 62.9        | 68.9        |
| 383     | Maquinaria y aparatos eléctricos | 76.1        | 71.0        | 79.1        | 72.7        | 80.9        | 72.3        | 71.4        | 84.9        | 87.4        | 85.1        | 86.7        | 88.6        | 79.7        |
| 3831    | Maquinaria eléctrica diversa     | 93.1        | 52.5        | 44.9        | 41.6        | 62.7        | 67.7        | 58.5        | 79.0        | 43.9        | 40.1        | 56.5        | 99.1        | 61.6        |
| 3832    | Equipos, radio y televisión      | 95.5        | 93.8        | 101.3       | 69.9        | 101.7       | 86.0        | 91.9        | 108.6       | 99.3        | 108.3       | 91.5        | 103.1       | 95.9        |
| 3833    | Aparatos electrodomésticos       | 50.4        | 65.4        | 71.1        | 82.9        | 26.3        | 30.3        | 36.9        | 43.8        | 64.3        | 40.3        | 44.4        | 79.0        | 52.9        |
| 3839    | Suministros eléctricos diversos  | 56.2        | 65.1        | 83.7        | 91.2        | 87.0        | 73.3        | 70.2        | 78.6        | 109.0       | 103.3       | 110.1       | 72.8        | 83.4        |
| 384     | Material de Transporte           | 85.1        | 88.8        | 62.6        | 60.8        | 47.3        | 51.5        | 27.2        | 42.6        | 44.4        | 50.9        | 41.7        | 39.5        | 53.5        |
| 390     | Industrias diversas              | 135.8       | 144.5       | 158.7       | 144.1       | 160.8       | 132.1       | 94.3        | 96.8        | 111.9       | 110.7       | 121.5       | 80.7        | 124.3       |
|         | <b>TOTAL</b>                     | <b>87.2</b> | <b>86.1</b> | <b>91.9</b> | <b>83.8</b> | <b>89.7</b> | <b>88.0</b> | <b>81.6</b> | <b>87.3</b> | <b>89.4</b> | <b>83.2</b> | <b>91.4</b> | <b>88.8</b> | <b>87.4</b> |

FUENTE: Ministerio de Industria, Comercio Interior, Turismo e Integración.

Cuadro II.34

INDICE DEL VOLUMEN FISICO DE LA PRODUCCION MANUFACTURERA: 1984  
(1979 = 100)

| CIU     | ACTIVIDAD                        | Ene.  | Feb.  | Mar.  | Abr.  | May.  | Jun.  | Jul.  | Ago.  | Set.  | Oct.  | Nov.  | Dic.  | Promedio |
|---------|----------------------------------|-------|-------|-------|-------|-------|-------|-------|-------|-------|-------|-------|-------|----------|
| 31X     | Harina de Pescado                | 74.1  | 67.3  | 102.2 | 104.7 | 105.9 | 94.2  | 75.5  | 30.8  | 55.7  | 90.1  | 71.2  | 119.0 | 82.6     |
| 311-12  | Alimentos                        | 85.8  | 83.0  | 86.7  | 79.9  | 94.5  | 104.0 | 95.6  | 108.0 | 114.0 | 112.3 | 102.1 | 108.1 | 97.8     |
| 3111    | Matanza y conservación de carnes | 103.0 | 115.1 | 109.4 | 95.3  | 96.9  | 128.5 | 91.0  | 138.6 | 193.6 | 173.9 | 122.2 | 152.1 | 126.6    |
| 3112    | Productos lácteos                | 83.1  | 86.6  | 106.7 | 79.0  | 91.3  | 88.0  | 81.3  | 100.4 | 91.1  | 97.4  | 116.3 | 121.5 | 95.2     |
| 3114    | Elaboración de pescados          | 76.6  | 57.6  | 61.0  | 68.1  | 78.9  | 83.3  | 82.9  | 88.3  | 89.8  | 110.9 | 80.4  | 97.1  | 81.2     |
| 3116-17 | Molinería y panadería            | 114.3 | 99.1  | 100.9 | 107.6 | 128.2 | 137.1 | 127.2 | 133.9 | 135.2 | 129.7 | 130.5 | 117.2 | 121.7    |
| 3118    | Azúcar                           | 81.9  | 73.2  | 60.8  | 50.4  | 64.0  | 86.7  | 110.8 | 93.3  | 93.9  | 106.6 | 105.1 | 117.7 | 87.6     |
| 3122    | Alimentos para animales          | 91.3  | 90.9  | 105.2 | 99.1  | 109.0 | 102.9 | 103.3 | 93.7  | 96.7  | 114.6 | 102.6 | 101.2 | 100.9    |
| 3129    | Alimentos diversos               | 69.1  | 78.4  | 83.3  | 68.2  | 82.9  | 94.2  | 77.3  | 101.9 | 112.6 | 99.3  | 85.4  | 97.8  | 87.5     |
| 313     | Bebidas                          | 105.1 | 89.8  | 93.3  | 89.5  | 85.7  | 92.4  | 107.0 | 104.8 | 104.7 | 112.4 | 119.2 | 132.6 | 103.1    |
| 3133    | Cerveza y Malta                  | 118.2 | 89.7  | 101.8 | 99.0  | 104.3 | 109.0 | 125.0 | 117.6 | 112.4 | 130.6 | 133.6 | 140.5 | 115.1    |
| 3131-34 | Otras bebidas                    | 86.9  | 90.0  | 81.6  | 76.4  | 59.9  | 69.4  | 82.1  | 87.1  | 94.0  | 87.2  | 99.2  | 121.6 | 86.3     |
| 314     | Tabaco                           | 80.4  | 91.5  | 106.8 | 107.3 | 104.2 | 86.8  | 97.9  | 114.3 | 100.8 | 95.2  | 140.8 | 103.7 | 102.5    |
| 321     | Textil                           | 75.1  | 85.2  | 93.6  | 87.0  | 97.3  | 92.8  | 96.6  | 108.7 | 105.5 | 112.3 | 111.0 | 99.0  | 97.0     |
| 3211    | Hilados, tejidos y acabados      | 73.7  | 85.0  | 99.1  | 88.1  | 98.8  | 90.2  | 97.3  | 109.6 | 105.9 | 110.5 | 113.2 | 102.2 | 97.8     |
| 3213-15 | Tejidos de punto                 | 78.4  | 85.6  | 80.1  | 84.3  | 93.6  | 99.0  | 95.0  | 106.5 | 104.6 | 116.8 | 105.5 | 91.3  | 95.1     |
| 322     | Prendas de vestir                | 108.2 | 54.3  | 58.3  | 95.4  | 70.6  | 140.0 | 123.0 | 79.4  | 107.2 | 169.6 | 136.7 | 204.2 | 112.2    |
| 323     | Cuero                            | 92.9  | 95.3  | 60.2  | 73.8  | 103.6 | 79.7  | 76.4  | 89.5  | 84.8  | 80.5  | 79.0  | 78.4  | 82.8     |
| 324     | Calzado                          | 68.0  | 69.5  | 8.2   | 59.5  | 61.1  | 57.8  | 56.6  | 53.2  | 72.9  | 70.4  | 65.4  | 57.0  | 58.3     |
| 331     | Madera                           | 48.9  | 35.5  | 48.1  | 52.5  | 51.0  | 43.8  | 36.6  | 49.6  | 48.0  | 59.3  | 72.0  | 63.1  | 50.7     |
| 341     | Papel                            | 77.7  | 67.3  | 70.6  | 64.5  | 81.6  | 61.8  | 63.1  | 69.9  | 72.2  | 68.0  | 79.0  | 54.3  | 69.3     |
| 3411    | Ind. del papel y cartón          | 68.8  | 76.4  | 66.5  | 79.4  | 80.3  | 89.7  | 69.8  | 82.1  | 73.9  | 62.4  | 76.9  | 49.8  | 73.0     |
| 3412    | Envases de papel y cartón        | 82.5  | 62.4  | 72.8  | 56.4  | 82.3  | 46.7  | 59.4  | 63.3  | 71.3  | 72.2  | 81.3  | 56.7  | 67.3     |
| 342     | Imprenta                         | 116.4 | 121.5 | 114.0 | 125.1 | 95.5  | 101.6 | 109.1 | 96.7  | 133.7 | 106.7 | 93.6  | 106.7 | 110.1    |
| 351     | Química industrial               | 97.5  | 93.3  | 86.1  | 90.8  | 106.3 | 106.4 | 105.3 | 115.3 | 106.8 | 114.0 | 106.5 | 99.3  | 102.4    |
| 352     | Química diversa                  | 68.6  | 66.7  | 74.5  | 69.8  | 80.8  | 73.0  | 68.8  | 75.9  | 77.9  | 84.7  | 81.0  | 68.1  | 74.2     |
| 3522    | Farmacéuticos de uso humano      | 48.1  | 51.3  | 54.5  | 58.8  | 65.2  | 63.9  | 63.1  | 59.3  | 59.0  | 63.4  | 63.2  | 53.6  | 58.6     |
| 3529    | Otros productos químicos         | 81.0  | 76.0  | 86.6  | 76.4  | 90.2  | 79.8  | 72.2  | 85.9  | 89.4  | 97.6  | 91.7  | 76.8  | 83.6     |
| 353     | Petróleo                         | 117.6 | 112.3 | 111.7 | 103.2 | 121.9 | 120.9 | 120.5 | 129.2 | 115.4 | 121.5 | 129.7 | 123.3 | 118.9    |
| 355     | Caucho                           | 90.5  | 102.4 | 62.5  | 78.4  | 105.4 | 119.7 | 108.7 | 99.2  | 111.2 | 128.0 | 92.3  | 104.1 | 100.2    |
| 356     | Plásticos                        | 75.1  | 87.9  | 108.2 | 89.6  | 93.3  | 88.1  | 89.8  | 111.8 | 93.1  | 113.9 | 103.8 | 97.2  | 96.0     |
| 362     | Vidrio                           | 85.8  | 87.3  | 94.4  | 84.9  | 126.3 | 75.6  | 94.7  | 74.6  | 70.9  | 91.7  | 85.2  | 91.3  | 88.6     |
| 369     | Minerales no metálicos           | 66.5  | 51.6  | 119.5 | 91.6  | 67.5  | 66.5  | 72.4  | 83.5  | 79.4  | 110.4 | 102.2 | 76.4  | 82.3     |
| 3692    | Cemento                          | 83.4  | 67.8  | 71.5  | 64.4  | 74.2  | 74.6  | 75.8  | 78.4  | 82.5  | 82.0  | 91.9  | 79.0  | 77.1     |
| 3699    | Otros min. no metálicos          | 60.3  | 45.7  | 137.1 | 101.6 | 65.1  | 63.6  | 71.1  | 85.4  | 78.3  | 120.8 | 105.9 | 75.4  | 84.2     |
| 371     | Metálica Básica                  | 33.0  | 47.5  | 61.9  | 64.2  | 75.8  | 70.5  | 57.6  | 69.9  | 77.3  | 76.2  | 74.4  | 87.6  | 66.3     |
| 372     | Metálica Básica no Ferrosa       | 96.4  | 88.1  | 89.8  | 89.9  | 96.8  | 99.0  | 76.4  | 99.4  | 103.7 | 109.0 | 86.1  | 83.0  | 93.1     |
| 381     | Productos Metálicos              | 76.7  | 60.7  | 86.6  | 72.2  | 91.0  | 55.3  | 53.8  | 59.7  | 70.8  | 85.7  | 62.3  | 68.3  | 70.3     |
| 382     | Maquinaria y Equipo              | 43.0  | 39.7  | 29.6  | 33.0  | 33.0  | 23.8  | 27.1  | 27.2  | 36.6  | 31.1  | 32.7  | 38.4  | 32.9     |
| 3822    | Maquinaria y eq. agrícola        | 33.4  | 20.0  | 18.3  | 23.8  | 13.0  | 8.2   | 13.3  | 15.5  | 18.1  | 17.6  | 15.5  | 16.5  | 17.8     |
| 3829    | Maquinaria y eq. diversos        | 54.9  | 64.3  | 43.7  | 44.5  | 58.0  | 43.3  | 44.3  | 41.9  | 59.8  | 48.0  | 54.1  | 65.7  | 51.9     |
| 383     | Maquinaria y aparatos eléctricos | 70.1  | 65.4  | 76.0  | 85.8  | 93.9  | 66.3  | 109.6 | 93.4  | 83.3  | 100.8 | 90.1  | 93.7  | 85.7     |
| 3831    | Maquinaria eléctrica diversa     | 90.7  | 48.7  | 63.3  | 75.9  | 75.9  | 32.8  | 80.0  | 48.2  | 46.8  | 41.4  | 49.6  | 49.1  | 58.5     |
| 3832    | Equipos, radio y televisión      | 72.5  | 91.4  | 81.0  | 102.8 | 97.5  | 65.4  | 136.1 | 133.6 | 71.2  | 131.9 | 126.7 | 101.7 | 101.0    |
| 3833    | Aparatos electrodomésticos       | 44.3  | 28.0  | 36.8  | 54.6  | 57.8  | 36.8  | 56.5  | 48.8  | 69.3  | 47.6  | 77.7  | 69.3  | 52.3     |
| 3839    | Suministros eléctricos diversos  | 61.4  | 62.7  | 88.1  | 84.9  | 109.5 | 93.4  | 117.8 | 98.1  | 117.8 | 123.0 | 87.8  | 119.3 | 97.0     |
| 384     | Material de Transporte           | 46.0  | 41.1  | 56.2  | 44.7  | 47.7  | 43.0  | 62.5  | 66.4  | 54.8  | 63.2  | 77.7  | 80.6  | 57.0     |
| 390     | Industrias diversas              | 98.6  | 126.1 | 144.3 | 117.7 | 105.8 | 102.2 | 109.2 | 114.4 | 114.2 | 149.5 | 157.6 | 131.1 | 122.6    |
|         | TOTAL                            | 84.9  | 80.1  | 87.4  | 85.9  | 89.8  | 91.6  | 87.9  | 93.0  | 97.4  | 107.6 | 99.1  | 101.5 | 92.2     |

FUENTE: Ministerio de Industria, Comercio Interior, Turismo e Integración.

Cuadro II.35

INDICE DEL VOLUMEN FISICO DE LA PRODUCCION MANUFACTURERA: 1985  
(1979 = 100)

| CIU     | ACTIVIDAD                        | Ene.  | Feb.  | Mar.  | Abr.  | May.  | Jun.  | Jul.  | Ago.  | Set.  | Oct.  | Nov.  | Dic.  | Promedio |
|---------|----------------------------------|-------|-------|-------|-------|-------|-------|-------|-------|-------|-------|-------|-------|----------|
| 31X     | Harina de Pescado                | 141.8 | 132.2 | 101.0 | 29.1  | 8.9   | 82.4  | 145.2 | 87.2  | 89.0  | 117.4 | 169.9 | 146.7 | 104.2    |
| 311-12  | Alimentos                        | 99.0  | 102.2 | 101.3 | 85.4  | 95.9  | 100.1 | 112.0 | 93.2  | 84.0  | 86.4  | 98.6  | 90.2  | 95.7     |
| 3111    | Matanza y conservación de carnes | 119.6 | 132.7 | 149.0 | 93.0  | 121.9 | 166.6 | 163.4 | 149.3 | 70.3  | 75.4  | 119.7 | 133.7 | 124.6    |
| 3112    | Productos lácteos                | 122.0 | 103.9 | 106.4 | 93.4  | 86.9  | 82.6  | 82.3  | 85.5  | 69.0  | 94.8  | 114.2 | 119.5 | 96.7     |
| 3114    | Elaboración de pescados          | 93.5  | 109.5 | 112.1 | 65.3  | 63.8  | 83.7  | 96.5  | 55.2  | 30.3  | 32.1  | 42.5  | 41.2  | 68.8     |
| 3116-17 | Molinería y panadería            | 107.1 | 102.2 | 107.1 | 110.5 | 107.4 | 110.3 | 95.5  | 101.5 | 102.3 | 108.1 | 124.7 | 102.8 | 106.6    |
| 3118    | Azúcar                           | 118.9 | 96.7  | 96.6  | 75.6  | 105.0 | 105.7 | 101.1 | 124.5 | 116.1 | 105.7 | 108.7 | 107.9 | 105.2    |
| 3122    | Alimentos para animales          | 111.7 | 101.9 | 107.5 | 109.2 | 119.1 | 97.0  | 110.0 | 95.1  | 94.8  | 87.5  | 89.3  | 96.2  | 101.6    |
| 3129    | Alimentos diversos               | 82.5  | 97.8  | 80.4  | 72.0  | 92.4  | 94.9  | 131.8 | 88.9  | 84.7  | 85.2  | 94.4  | 83.7  | 91.4     |
| 313     | Bebidas                          | 138.8 | 111.7 | 130.5 | 112.4 | 112.8 | 102.6 | 114.3 | 80.0  | 80.6  | 117.8 | 137.0 | 149.2 | 115.6    |
| 3133    | Cerveza y Malta                  | 146.8 | 114.8 | 140.5 | 117.6 | 130.0 | 116.8 | 127.4 | 77.0  | 75.5  | 122.7 | 142.8 | 146.9 | 121.6    |
| 3131-34 | Otras bebidas                    | 127.6 | 107.3 | 116.6 | 105.2 | 88.9  | 82.8  | 96.1  | 84.2  | 87.7  | 111.1 | 128.9 | 152.4 | 107.4    |
| 314     | Tabaco                           | 69.4  | 91.5  | 89.3  | 91.7  | 90.9  | 84.3  | 86.7  | 73.2  | 82.1  | 89.0  | 106.8 | 128.9 | 90.3     |
| 321     | Textil                           | 94.8  | 99.8  | 111.8 | 98.2  | 112.4 | 108.5 | 116.5 | 114.0 | 118.8 | 126.1 | 126.7 | 111.6 | 111.6    |
| 3211    | Hilados, tejidos y acabados      | 99.6  | 103.3 | 118.3 | 104.8 | 119.7 | 109.7 | 119.3 | 118.4 | 113.1 | 122.1 | 128.2 | 111.4 | 114.0    |
| 3213-15 | Tejidos de punto                 | 83.2  | 91.1  | 95.9  | 81.9  | 94.6  | 105.4 | 109.5 | 103.2 | 132.7 | 135.9 | 123.0 | 112.2 | 15.7     |
| 322     | Prendas de vestir                | 111.3 | 110.0 | 87.1  | 88.8  | 104.2 | 114.7 | 109.3 | 68.2  | 101.6 | 122.1 | 101.3 | 113.0 | 102.6    |
| 323     | Cuero                            | 86.9  | 64.7  | 59.0  | 85.7  | 98.5  | 76.6  | 68.3  | 65.4  | 71.6  | 92.8  | 80.7  | 74.3  | 77.0     |
| 324     | Calzado                          | 56.6  | 57.1  | 13.6  | 104.3 | 47.6  | 68.1  | 58.5  | 65.2  | 60.6  | 72.8  | 53.5  | 59.1  | 59.8     |
| 331     | Madera                           | 43.3  | 51.6  | 48.6  | 53.7  | 54.5  | 61.7  | 75.7  | 67.1  | 62.5  | 55.3  | 49.9  | 50.1  | 56.2     |
| 341     | Papel                            | 69.1  | 77.2  | 81.7  | 63.2  | 64.3  | 62.2  | 72.8  | 64.3  | 64.9  | 73.1  | 47.5  | 55.9  | 66.0     |
| 3411    | Ind. del papel y cartón          | 62.9  | 70.1  | 76.3  | 53.5  | 71.9  | 66.6  | 72.9  | 51.4  | 61.7  | 77.0  | 55.4  | 58.4  | 64.8     |
| 3412    | Envases de papel y cartón        | 72.4  | 81.0  | 84.7  | 68.4  | 60.2  | 59.8  | 72.8  | 71.3  | 66.6  | 71.0  | 43.2  | 54.6  | 67.2     |
| 342     | Imprenta                         | 120.7 | 169.0 | 134.4 | 118.8 | 104.7 | 114.6 | 105.2 | 100.9 | 82.1  | 74.5  | 117.4 | 82.1  | 110.4    |
| 351     | Química industrial               | 103.6 | 96.8  | 98.1  | 104.2 | 98.3  | 95.2  | 103.6 | 103.3 | 98.7  | 103.7 | 109.9 | 114.1 | 102.5    |
| 352     | Química diversa                  | 78.4  | 80.1  | 89.5  | 97.4  | 94.3  | 82.3  | 93.6  | 76.2  | 68.1  | 74.4  | 87.5  | 81.6  | 83.6     |
| 3522    | Farmacéuticos de uso humano      | 58.8  | 73.2  | 80.8  | 77.0  | 72.7  | 76.3  | 80.1  | 65.6  | 65.3  | 69.6  | 77.7  | 67.1  | 72.0     |
| 3529    | Otros productos químicos         | 90.2  | 84.3  | 94.7  | 109.8 | 107.3 | 85.9  | 101.7 | 82.6  | 69.8  | 77.3  | 93.5  | 90.4  | 90.6     |
| 353     | Petróleo                         | 122.3 | 109.4 | 131.0 | 116.7 | 114.3 | 113.2 | 123.8 | 114.5 | 112.3 | 113.6 | 109.2 | 114.8 | 116.3    |
| 355     | Caucho                           | 104.2 | 113.8 | 82.8  | 117.1 | 123.2 | 118.0 | 113.0 | 79.3  | 87.4  | 73.4  | 79.9  | 108.4 | 100.0    |
| 356     | Plásticos                        | 93.8  | 106.2 | 109.0 | 108.6 | 103.2 | 89.7  | 100.1 | 93.3  | 95.5  | 91.5  | 88.5  | 116.2 | 99.6     |
| 362     | Vidrio                           | 85.5  | 76.8  | 75.7  | 67.5  | 68.9  | 77.1  | 81.3  | 96.2  | 78.6  | 67.9  | 80.0  | 70.9  | 77.2     |
| 369     | Minerales no metálicos           | 93.6  | 78.7  | 98.1  | 88.6  | 86.4  | 70.1  | 80.1  | 71.8  | 54.4  | 69.6  | 94.2  | 97.4  | 81.9     |
| 3692    | Cemento                          | 72.7  | 68.0  | 80.5  | 67.3  | 67.9  | 66.0  | 69.2  | 55.6  | 63.8  | 76.5  | 81.5  | 80.3  | 70.8     |
| 3699    | Otros min. no metálicos          | 101.3 | 82.6  | 104.5 | 96.4  | 93.1  | 71.6  | 84.1  | 77.7  | 50.9  | 67.1  | 98.9  | 103.7 | 86.0     |
| 371     | Metálica Básica                  | 62.0  | 65.9  | 93.0  | 47.4  | 82.9  | 74.5  | 92.2  | 68.6  | 72.0  | 70.6  | 77.7  | 81.6  | 74.0     |
| 372     | Metálica Básica no Ferrosa       | 100.6 | 90.1  | 101.8 | 97.8  | 103.8 | 96.9  | 104.4 | 97.6  | 92.1  | 105.5 | 97.0  | 97.0  | 98.7     |
| 381     | Productos Metálicos              | 72.1  | 69.0  | 86.2  | 80.0  | 78.7  | 69.0  | 87.3  | 61.3  | 68.4  | 60.7  | 72.8  | 81.2  | 73.9     |
| 382     | Maquinaria y Equipo              | 51.6  | 36.6  | 36.0  | 32.0  | 49.2  | 29.4  | 33.7  | 27.9  | 34.5  | 30.7  | 40.7  | 50.7  | 37.8     |
| 3822    | Maquinaria y eq.agrícola         | 12.7  | 20.1  | 20.5  | 10.5  | 24.0  | 13.6  | 20.0  | 13.8  | 22.1  | 16.4  | 21.2  | 19.1  | 17.8     |
| 3829    | Maquinaria y eq.diversos         | 100.7 | 57.2  | 55.4  | 58.8  | 80.6  | 49.1  | 50.9  | 45.6  | 50.1  | 48.6  | 65.1  | 90.2  | 62.7     |
| 383     | Maquinaria y aparatos eléctricos | 96.0  | 100.5 | 205.6 | 104.4 | 111.8 | 103.3 | 107.4 | 99.3  | 103.9 | 106.9 | 107.0 | 110.6 | 104.7    |
| 3831    | Maquinaria eléctrica diversa     | 58.2  | 50.3  | 48.1  | 58.7  | 71.0  | 41.9  | 58.5  | 36.6  | 55.3  | 103.7 | 64.7  | 62.0  | 59.1     |
| 3832    | Equipos, radio y televisión      | 111.3 | 111.7 | 120.7 | 125.1 | 120.7 | 123.6 | 116.5 | 104.4 | 100.5 | 88.0  | 102.7 | 115.1 | 111.7    |
| 3833    | Aparatos electrodomésticos       | 32.0  | 51.4  | 37.9  | 56.4  | 62.2  | 65.9  | 51.8  | 40.2  | 37.5  | 46.9  | 70.5  | 109.7 | 55.2     |
| 3839    | Suministros eléctricos diversos  | 120.3 | 132.3 | 142.7 | 125.7 | 139.7 | 131.9 | 141.3 | 145.6 | 150.1 | 136.8 | 143.5 | 136.4 | 137.2    |
| 384     | Material de Transporte           | 68.6  | 72.2  | 82.6  | 70.2  | 86.1  | 74.5  | 62.0  | 61.7  | 53.4  | 79.1  | 82.3  | 97.5  | 74.2     |
| 390     | Industrias diversas              | 93.4  | 205.3 | 121.9 | 112.7 | 97.3  | 85.3  | 101.9 | 65.2  | 77.5  | 92.3  | 135.1 | 101.0 | 107.4    |
|         | TOTAL                            | 97.4  | n.d.  | n.d.  | n.d.  | n.d.  | n.d.  | n.d.  | n.d.  | n.d.  | n.d.  | n.d.  | n.d.  | n.d.     |

FUENTE: Ministerio de Industria, Comercio Interior, Turismo e Integración.

Cuadro II.36

INDICE DEL VOLUMEN FISICO DE LA PRODUCCION MANUFACTURERA: 1986  
(1979 = 100)

| CIU     | ACTIVIDAD                        | Ene.  | Feb.  | Mar.  | Abr.  | May.  | Jun.  | Jul.  | Ago.  | Set.  | Oct.  | Nov.  | Dic.  | Promedio |
|---------|----------------------------------|-------|-------|-------|-------|-------|-------|-------|-------|-------|-------|-------|-------|----------|
| 31X     | Harina de Pescado                | 141.6 | 124.2 | 100.2 | 140.7 | 161.2 | 141.9 | 161.6 | 94.2  | 66.6  | 166.5 | 201.0 | 197.7 | 141.5    |
| 311-12  | Alimentos                        | 97.2  | 97.2  | 96.1  | 110.3 | 107.2 | 114.0 | 117.4 | 115.6 | 123.0 | 133.1 | 132.9 | 130.4 | 114.5    |
| 3111    | Matanza y conservación de carnes | 114.1 | 147.2 | 150.7 | 159.7 | 159.6 | 187.4 | 184.4 | 147.8 | 150.3 | 205.2 | 207.3 | 162.0 | 164.6    |
| 3112    | Productos lácteos                | 120.9 | 121.4 | 102.4 | 108.7 | 89.1  | 89.4  | 82.6  | 93.9  | 116.7 | 123.6 | 142.5 | 173.7 | 113.7    |
| 3114    | Elaboración de pescados          | 55.0  | 47.6  | 52.2  | 72.9  | 55.1  | 58.9  | 62.7  | 62.8  | 65.0  | 74.4  | 73.3  | 72.6  | 62.7     |
| 3116-17 | Molinería y panadería            | 119.9 | 123.8 | 110.5 | 125.9 | 121.2 | 130.9 | 121.2 | 124.0 | 132.4 | 139.9 | 143.2 | 133.7 | 127.2    |
| 3118    | Azúcar                           | 104.0 | 79.5  | 59.2  | 54.6  | 82.6  | 85.6  | 87.0  | 85.7  | 94.3  | 99.4  | 98.4  | 104.3 | 86.2     |
| 3122    | Alimentos para animales          | 106.7 | 98.5  | 107.3 | 116.6 | 119.3 | 113.3 | 119.2 | 120.8 | 132.7 | 138.9 | 132.3 | 143.1 | 120.7    |
| 3129    | Alimentos diversos               | 87.4  | 91.2  | 102.0 | 120.5 | 117.9 | 125.9 | 140.6 | 135.2 | 140.2 | 150.5 | 145.7 | 140.8 | 124.8    |
| 313     | Bebidas                          | 162.7 | 149.5 | 154.5 | 159.2 | 157.3 | 142.9 | 162.9 | 164.3 | 182.1 | 202.9 | 194.3 | 216.9 | 170.8    |
| 3133    | Cerveza y Malta                  | 150.8 | 142.0 | 142.0 | 145.2 | 143.3 | 141.3 | 161.4 | 151.7 | 174.5 | 187.4 | 170.4 | 190.2 | 158.4    |
| 3131-34 | Otras bebidas                    | 179.1 | 159.9 | 171.8 | 178.5 | 176.6 | 145.2 | 164.9 | 181.8 | 192.7 | 224.3 | 227.4 | 253.9 | 188.0    |
| 314     | Tabaco                           | 56.6  | 99.2  | 99.3  | 108.3 | 108.5 | 120.9 | 112.9 | 108.7 | 113.6 | 107.1 | 123.1 | 134.9 | 107.8    |
| 321     | Textil                           | 104.8 | 115.0 | 117.5 | 126.7 | 135.1 | 130.9 | 131.0 | 129.7 | 82.9  | 117.6 | 122.3 | 118.8 | 119.4    |
| 3211    | Hilados, tejidos y acabados      | 111.1 | 118.8 | 121.6 | 134.6 | 140.8 | 135.1 | 133.0 | 134.8 | 68.1  | 123.6 | 132.3 | 126.4 | 123.4    |
| 3213-15 | Tejidos de punto                 | 89.5  | 105.6 | 107.6 | 107.3 | 121.3 | 120.5 | 126.0 | 117.3 | 119.0 | 102.8 | 97.9  | 100.3 | 109.6    |
| 322     | Prendas de vestir                | 117.7 | 122.1 | 94.8  | 96.9  | 117.3 | 127.9 | 128.4 | 98.0  | 108.2 | 94.9  | 112.6 | 125.7 | 112.0    |
| 323     | Cuero                            | 78.3  | 78.1  | 86.7  | 91.5  | 97.8  | 113.3 | 98.8  | 93.5  | 101.8 | 103.9 | 104.8 | 106.3 | 96.2     |
| 324     | Calzado                          | 73.0  | 65.0  | 38.7  | 81.4  | 51.5  | 57.6  | 73.8  | 62.5  | 61.6  | 77.4  | 70.4  | 67.2  | 65.0     |
| 331     | Madera                           | 59.1  | 57.1  | 66.3  | 64.6  | 63.3  | 66.1  | 72.5  | 70.3  | 82.0  | 78.3  | 69.8  | 63.2  | 67.7     |
| 341     | Papel                            | 44.8  | 64.2  | 93.4  | 87.0  | 89.5  | 78.6  | 85.2  | 88.6  | 98.7  | 88.3  | 89.5  | 92.9  | 83.4     |
| 3411    | Ind. del papel y cartón          | 35.3  | 77.8  | 82.1  | 59.1  | 76.1  | 76.5  | 79.8  | 82.5  | 92.9  | 91.7  | 85.0  | 85.8  | 77.1     |
| 3412    | Envases de papel y cartón        | 49.9  | 56.8  | 99.6  | 102.1 | 96.7  | 79.8  | 88.1  | 91.9  | 101.9 | 86.5  | 92.0  | 96.8  | 86.8     |
| 342     | Imprenta                         | 92.2  | 98.5  | 78.0  | 96.0  | 124.0 | 145.2 | 134.3 | 119.9 | 128.2 | 111.1 | 138.0 | 102.8 | 114.0    |
| 351     | Química industrial               | 104.6 | 94.4  | 105.0 | 112.5 | 129.6 | 129.3 | 129.5 | 123.9 | 131.3 | 136.7 | 150.9 | 130.3 | 123.2    |
| 352     | Química diversa                  | 78.6  | 80.7  | 92.3  | 107.1 | 107.9 | 114.5 | 112.8 | 116.9 | 131.8 | 142.6 | 133.4 | 132.7 | 112.6    |
| 3522    | Farmacéuticos de uso humano      | 47.7  | 63.6  | 69.6  | 83.6  | 79.2  | 95.7  | 95.4  | 105.1 | 114.1 | 118.4 | 108.2 | 113.3 | 91.2     |
| 3529    | Otros productos químicos         | 97.2  | 91.1  | 106.0 | 121.3 | 125.3 | 125.8 | 123.3 | 124.1 | 142.5 | 157.3 | 148.6 | 144.5 | 125.6    |
| 353     | Petróleo                         | 118.4 | 108.0 | 119.4 | 96.5  | 122.1 | 114.1 | 125.9 | 117.7 | 129.3 | 131.4 | 124.1 | 130.3 | 119.8    |
| 355     | Caucho                           | 102.4 | 102.2 | 98.6  | 114.5 | 132.0 | 113.5 | 111.8 | 116.5 | 122.1 | 131.4 | 118.4 | 121.2 | 115.4    |
| 356     | Plásticos                        | 84.7  | 106.8 | 108.8 | 120.3 | 124.2 | 131.4 | 154.7 | 152.8 | 154.7 | 147.9 | 156.7 | 167.2 | 134.2    |
| 362     | Vidrio                           | 95.9  | 80.1  | 102.3 | 100.7 | 97.3  | 101.3 | 126.8 | 122.7 | 111.3 | 116.9 | 133.5 | 135.8 | 110.4    |
| 369     | Minerales no metálicos           | 103.2 | 106.0 | 106.0 | 119.4 | 49.1  | 74.8  | 106.5 | 119.8 | 152.8 | 170.0 | 143.1 | 168.0 | 118.2    |
| 3692    | Cemento                          | 78.4  | 79.7  | 71.4  | 84.0  | 73.6  | 88.4  | 85.1  | 97.5  | 93.1  | 95.0  | 105.0 | 101.4 | 87.7     |
| 3699    | Otros min. no metálicos          | 112.3 | 115.6 | 118.6 | 132.4 | 40.1  | 69.8  | 114.3 | 128.0 | 174.6 | 197.4 | 157.1 | 192.3 | 129.4    |
| 371     | Metálica Básica                  | 65.5  | 44.9  | 85.7  | 85.0  | 86.4  | 105.7 | 93.8  | 96.4  | 108.7 | 104.1 | 109.2 | 114.0 | 91.6     |
| 372     | Metálica Básica no Ferrosa       | 86.5  | 75.0  | 62.8  | 71.7  | 94.6  | 99.0  | 95.5  | 100.0 | 95.5  | 97.3  | 89.7  | 95.8  | 88.6     |
| 381     | Productos Metálicos              | 63.9  | 75.3  | 85.5  | 93.4  | 79.7  | 104.1 | 118.6 | 126.7 | 137.6 | 124.6 | 124.5 | 131.7 | 105.5    |
| 382     | Maquinaria y Equipo              | 73.6  | 82.5  | 78.6  | 75.0  | 83.0  | 82.5  | 93.6  | 97.4  | 97.9  | 116.9 | 119.3 | 114.6 | 92.9     |
| 3822    | Maquinaria y eq.agrícola         | 65.2  | 84.0  | 77.6  | 72.1  | 81.8  | 777.0 | 82.1  | 89.4  | 87.7  | 94.4  | 104.7 | 97.1  | 84.5     |
| 3829    | Maquinaria y eq.diversos         | 84.2  | 80.6  | 79.8  | 78.7  | 84.5  | 88.4  | 107.9 | 107.3 | 110.6 | 145.0 | 137.9 | 136.4 | 103.4    |
| 383     | Maquinaria y aparatos eléctricos | 106.6 | 93.6  | 106.2 | 133.9 | 151.6 | 143.7 | 137.0 | 134.9 | 138.5 | 180.7 | 166.8 | 166.9 | 138.4    |
| 3831    | Maquinaria eléctrica diversa     | 84.8  | 60.3  | 54.0  | 47.7  | 60.4  | 56.6  | 60.4  | 38.4  | 50.1  | 71.5  | 70.9  | 74.4  | 60.8     |
| 3832    | Equipos, radio y televisión      | 96.5  | 110.0 | 143.6 | 138.8 | 180.6 | 182.8 | 204.8 | 190.0 | 170.7 | 259.5 | 240.5 | 235.8 | 179.5    |
| 3833    | Aparatos electrodomésticos       | 55.7  | 76.4  | 100.1 | 154.2 | 203.7 | 130.0 | 189.0 | 149.7 | 137.0 | 224.6 | 189.3 | 188.2 | 145.7    |
| 3839    | Suministros eléctricos diversos  | 138.6 | 104.1 | 109.1 | 177.2 | 172.0 | 167.8 | 128.5 | 145.7 | 166.0 | 173.9 | 160.7 | 162.9 | 150.5    |
| 384     | Material de Transporte           | 84.3  | 89.4  | 76.8  | 98.5  | 101.0 | 105.0 | 112.9 | 116.5 | 125.7 | 168.8 | 147.3 | 156.6 | 114.8    |
| 390     | Industrias diversas              | 104.9 | 131.0 | 130.7 | 146.6 | 132.5 | 147.2 | 141.0 | 146.1 | 169.6 | 172.8 | 125.2 | 135.4 | 140.3    |
|         | TOTAL                            | 97.9  | 97.4  | 95.7  | 106.7 | 111.6 | 115.8 | 119.2 | 116.2 | 118.1 | 129.6 | 127.3 | 130.8 | 113.8    |

FUENTE: Ministerio de Industria, Comercio Interior, Turismo e Integración.

Cuadro II.37

**INDICE DEL VOLUMEN FISICO DE LA PRODUCCION MANUFACTURERA: 1987**  
(1979 = 100)

| CIU     | ACTIVIDAD                        | Ene.         | Feb.         | Mar.         | Abr.         | May.         | Jun.         | Jul.         | Ago.         | Set.         | Oct.         | Nov.         | Dic.         | Promedio     |
|---------|----------------------------------|--------------|--------------|--------------|--------------|--------------|--------------|--------------|--------------|--------------|--------------|--------------|--------------|--------------|
| 31X     | Harina de Pescado                | 171.5        | 138.8        | 122.8        | 164.8        | 129.7        | 112.1        | 133.2        | 60.4         | 95.9         | 99.1         | 92.8         | 111.7        | 119.4        |
| 311-12  | Alimentos                        | 120.3        | 120.8        | 108.0        | 122.4        | 120.2        | 132.7        | 131.8        | 142.2        | 139.7        | 141.7        | 139.7        | 145.3        | 130.4        |
| 3111    | Matanza y conservación de carnes | 133.8        | 181.8        | 168.1        | 207.2        | 189.7        | 194.9        | 210.6        | 193.7        | 175.9        | 198.7        | 162.7        | 209.7        | 185.6        |
| 3112    | Productos lácteos                | 177.6        | 163.5        | 139.8        | 135.0        | 108.8        | 108.7        | 98.4         | 122.8        | 125.1        | 154.5        | 157.3        | 191.1        | 140.2        |
| 3114    | Elaboración de pescados          | 64.6         | 53.9         | 58.9         | 68.0         | 63.9         | 75.9         | 93.2         | 84.7         | 83.0         | 74.6         | 77.6         | 76.0         | 72.9         |
| 3116-17 | Molinería y panadería            | 121.3        | 126.9        | 119.2        | 136.1        | 119.0        | 130.1        | 122.9        | 139.7        | 151.2        | 131.3        | 141.8        | 135.3        | 131.2        |
| 3118    | Azúcar                           | 83.7         | 69.7         | 58.4         | 43.0         | 64.6         | 81.0         | 87.9         | 95.0         | 92.7         | 94.8         | 94.9         | 96.6         | 80.2         |
| 3122    | Alimentos para animales          | 150.9        | 138.3        | 131.6        | 135.4        | 141.6        | 144.1        | 143.5        | 150.3        | 150.9        | 167.8        | 165.4        | 166.7        | 148.9        |
| 3129    | Alimentos diversos               | 130.2        | 134.9        | 113.5        | 138.1        | 145.4        | 162.7        | 157.9        | 172.0        | 160.1        | 170.3        | 160.4        | 168.8        | 151.2        |
| 313     | Bebidas                          | 199.2        | 176.9        | 202.6        | 204.2        | 189.2        | 188.3        | 197.0        | 216.2        | 209.8        | 224.9        | 228.5        | 243.9        | 206.7        |
| 3133    | Cerveza y Malta                  | 157.9        | 138.4        | 165.7        | 177.6        | 165.7        | 185.4        | 189.5        | 197.5        | 200.7        | 197.3        | 198.5        | 209.3        | 182.0        |
| 3131-34 | Otras bebidas                    | 256.7        | 230.4        | 253.8        | 241.2        | 221.8        | 192.3        | 207.4        | 242.1        | 222.5        | 263.3        | 270.1        | 291.9        | 241.1        |
| 314     | Tabaco                           | 77.7         | 83.2         | 94.4         | 91.1         | 79.4         | 86.5         | 112.1        | 102.2        | 93.1         | 107.5        | 130.2        | 116.4        | 97.8         |
| 321     | Textil                           | 111.8        | 119.7        | 127.8        | 135.9        | 123.2        | 125.5        | 128.1        | 135.4        | 137.3        | 145.4        | 143.0        | 132.2        | 130.4        |
| 3211    | Hilados, tejidos y acabados      | 121.1        | 129.2        | 135.6        | 142.9        | 123.2        | 132.0        | 133.9        | 142.7        | 139.4        | 150.9        | 148.6        | 132.0        | 136.0        |
| 3213-15 | Tejidos de punto                 | 89.0         | 96.5         | 108.8        | 118.7        | 123.1        | 109.7        | 113.9        | 117.4        | 132.0        | 132.1        | 129.3        | 132.8        | 116.9        |
| 322     | Prendas de vestir                | 155.0        | 156.3        | 123.9        | 116.3        | 131.8        | 154.0        | 148.3        | 121.2        | 135.5        | 109.4        | 129.7        | 134.1        | 134.6        |
| 323     | Cuero                            | 98.5         | 85.1         | 98.4         | 93.3         | 94.3         | 96.0         | 108.3        | 106.5        | 122.4        | 122.6        | 118.0        | 119.6        | 105.3        |
| 324     | Calzado                          | 79.2         | 73.1         | 33.2         | 75.6         | 17.7         | 13.0         | 11.6         | 14.3         | 21.4         | 44.1         | 38.4         | 40.0         | 38.5         |
| 331     | Madera                           | 68.3         | 65.6         | 87.5         | 88.3         | 105.4        | 111.1        | 105.6        | 103.3        | 108.3        | 65.1         | 96.0         | 88.8         | 91.1         |
| 341     | Papel                            | 92.0         | 98.4         | 97.6         | 64.9         | 106.4        | 104.9        | 104.3        | 115.8        | 114.1        | 128.8        | 116.3        | 105.1        | 104.0        |
| 3411    | Ind. del papel y cartón          | 90.6         | 87.8         | 80.3         | 46.4         | 83.3         | 98.2         | 90.1         | 112.0        | 103.5        | 110.2        | 102.6        | 103.9        | 92.4         |
| 3412    | Envases de papel y cartón        | 92.8         | 104.1        | 107.0        | 74.9         | 119.0        | 108.5        | 112.0        | 117.8        | 119.8        | 138.9        | 123.8        | 105.8        | 110.4        |
| 342     | Imprenta                         | 121.4        | 126.1        | 102.0        | 115.2        | 139.3        | 174.9        | 155.1        | 148.3        | 160.6        | 128.1        | 159.0        | 109.7        | 136.6        |
| 351     | Química industrial               | 132.4        | 102.2        | 139.4        | 132.5        | 119.2        | 128.8        | 126.8        | 153.6        | 142.4        | 153.8        | 152.6        | 143.0        | 135.6        |
| 352     | Química diversa                  | 119.5        | 129.3        | 146.5        | 146.1        | 143.4        | 154.5        | 144.5        | 148.1        | 162.4        | 172.6        | 153.0        | 153.8        | 147.8        |
| 3522    | Farmacéuticos de uso humano      | 108.0        | 115.0        | 127.8        | 128.7        | 122.0        | 141.1        | 127.9        | 126.6        | 148.0        | 129.9        | 139.7        | 117.3        | 127.7        |
| 3529    | Otros productos químicos         | 126.5        | 138.0        | 157.8        | 156.6        | 156.4        | 162.6        | 154.5        | 161.1        | 171.1        | 198.4        | 161.0        | 175.8        | 160.0        |
| 353     | Petróleo                         | 129.4        | 124.9        | 135.1        | 129.0        | 127.8        | 126.4        | 125.2        | 137.9        | 131.2        | 139.6        | 131.8        | 130.9        | 130.8        |
| 355     | Caucho                           | 116.9        | 134.3        | 116.7        | 131.7        | 122.8        | 110.0        | 129.2        | 128.0        | 137.7        | 138.1        | 117.6        | 132.6        | 126.3        |
| 356     | Plásticos                        | 123.1        | 128.0        | 151.0        | 137.1        | 139.6        | 148.3        | 129.3        | 159.6        | 157.6        | 158.6        | 160.6        | 120.2        | 142.8        |
| 362     | Vidrio                           | 123.2        | 94.8         | 124.4        | 145.9        | 135.4        | 136.5        | 141.8        | 129.1        | 123.7        | 138.9        | 119.9        | 155.8        | 130.8        |
| 369     | Minerales no metálicos           | 167.3        | 154.8        | 170.2        | 186.4        | 179.3        | 166.7        | 166.4        | 194.2        | 221.3        | 201.6        | 164.3        | 181.3        | 179.5        |
| 3692    | Cemento                          | 101.0        | 82.1         | 102.3        | 102.3        | 91.9         | 99.3         | 96.5         | 113.3        | 106.3        | 116.4        | 102.4        | 98.1         | 101.0        |
| 3699    | Otros min. no metálicos          | 191.6        | 181.4        | 195.1        | 217.1        | 211.3        | 191.4        | 192.0        | 223.0        | 263.4        | 232.8        | 186.9        | 211.7        | 208.2        |
| 371     | Metálica Básica                  | 127.9        | 103.4        | 114.4        | 132.4        | 127.8        | 154.0        | 161.3        | 158.2        | 155.8        | 161.3        | 148.7        | 133.9        | 139.9        |
| 372     | Metálica Básica no Ferrosa       | 76.2         | 86.8         | 71.8         | 90.6         | 92.0         | 92.6         | 83.3         | 92.4         | 89.7         | 87.7         | 84.6         | 95.2         | 86.9         |
| 381     | Productos Metálicos              | 149.4        | 154.8        | 121.5        | 130.8        | 117.7        | 151.8        | 144.0        | 169.2        | 189.5        | 188.1        | 198.2        | 145.7        | 155.1        |
| 382     | Maquinaria y Equipo              | 94.3         | 113.0        | 111.8        | 84.8         | 96.0         | 116.2        | 113.6        | 113.6        | 138.7        | 113.0        | 119.5        | 108.2        | 110.2        |
| 3822    | Maquinaria y eq.agrícola         | 85.9         | 107.5        | 101.4        | 86.5         | 91.9         | 93.6         | 94.8         | 110.6        | 109.8        | 108.8        | 120.6        | 103.6        | 101.3        |
| 3829    | Maquinaria y eq.diversos         | 104.8        | 119.9        | 124.9        | 82.7         | 101.2        | 144.5        | 137.0        | 117.4        | 174.8        | 118.2        | 118.2        | 114.0        | 121.5        |
| 383     | Maquinaria y aparatos eléctricos | 129.7        | 135.1        | 163.4        | 167.8        | 139.9        | 183.3        | 172.3        | 174.7        | 191.3        | 202.5        | 213.7        | 163.0        | 169.7        |
| 3831    | Maquinaria eléctrica diversa     | 46.8         | 39.6         | 81.6         | 67.7         | 83.9         | 153.5        | 68.9         | 80.7         | 123.9        | 110.2        | 157.5        | 98.2         | 92.7         |
| 3832    | Equipos, radio y televisión      | 189.0        | 218.6        | 201.4        | 213.1        | 183.2        | 229.4        | 230.9        | 199.0        | 234.4        | 258.7        | 283.1        | 202.1        | 220.2        |
| 3833    | Aparatos electrodomésticos       | 169.9        | 162.5        | 217.7        | 155.7        | 101.8        | 95.9         | 209.8        | 189.1        | 174.2        | 131.8        | 140.4        | 158.0        | 158.9        |
| 3839    | Suministros eléctricos diversos  | 123.6        | 119.9        | 170.4        | 194.3        | 147.3        | 183.3        | 179.5        | 208.5        | 201.1        | 228.3        | 208.0        | 171.9        | 178.0        |
| 384     | Material de Transporte           | 92.6         | 103.3        | 196.1        | 134.0        | 151.6        | 150.1        | 145.8        | 173.4        | 156.9        | 136.9        | 194.2        | 124.6        | 146.6        |
| 390     | Industrias diversas              | 162.8        | 195.5        | 182.2        | 155.4        | 175.2        | 201.7        | 222.4        | 203.5        | 208.7        | 209.6        | 175.0        | 141.0        | 186.1        |
|         | <b>TOTAL</b>                     | <b>122.1</b> | <b>123.1</b> | <b>122.5</b> | <b>128.4</b> | <b>126.1</b> | <b>135.0</b> | <b>133.9</b> | <b>138.2</b> | <b>141.6</b> | <b>141.1</b> | <b>140.2</b> | <b>135.2</b> | <b>132.3</b> |

FUENTE: Ministerio de Industria, Comercio Interior, Turismo e Integración.



Cuadro II.38

**INDICE DEL VOLUMEN FISICO DE LA PRODUCCION MANUFACTURERA: 1988**  
(1979 = 100)

| CIU     | ACTIVIDAD                        | Ene.         | Feb.         | Mar.         | Abr.         | May.         | Jun.         | Jul.         | Ago.         | Set.         | Oct.        | Nov.        | Dic.        | Promedio     |
|---------|----------------------------------|--------------|--------------|--------------|--------------|--------------|--------------|--------------|--------------|--------------|-------------|-------------|-------------|--------------|
| 31X     | Harina de Pescado                | 193.6        | 188.9        | 149.7        | 171.6        | 41.2         | 164.9        | 170.1        | 152.0        | 24.6         | 214.3       | 246.9       | 246.7       | 163.7        |
| 311-12  | Alimentos                        | 113.4        | 118.3        | 121.9        | 111.3        | 121.1        | 127.4        | 117.9        | 124.5        | 115.0        | 106.7       | 98.4        | 100.2       | 114.7        |
| 3111    | Matanza y conservación de carnes | 171.4        | 244.7        | 194.1        | 163.6        | 209.1        | 195.9        | 217.4        | 217.9        | 132.7        | 145.5       | 146.8       | 115.6       | 179.6        |
| 3112    | Productos lácteos                | 172.1        | 156.2        | 155.1        | 112.8        | 134.4        | 97.0         | 101.9        | 127.8        | 86.5         | 92.1        | 120.0       | 125.2       | 123.4        |
| 3114    | Elaboración de pescados          | 60.2         | 56.8         | 67.0         | 66.9         | 51.1         | 62.5         | 55.5         | 72.6         | 53.9         | 66.5        | 69.6        | 81.1        | 63.6         |
| 3116-17 | Molinería y panadería            | 116.3        | 132.1        | 147.7        | 141.5        | 142.9        | 150.8        | 142.0        | 128.7        | 123.3        | 122.4       | 100.2       | 76.2        | 127.0        |
| 3118    | Azúcar                           | 80.8         | 81.9         | 72.9         | 46.3         | 56.1         | 87.9         | 87.2         | 94.2         | 88.4         | 103.7       | 90.2        | 101.9       | 82.6         |
| 3122    | Alimentos para animales          | 164.6        | 159.1        | 165.8        | 178.7        | 185.1        | 190.7        | 174.7        | 185.9        | 185.1        | 133.6       | 115.4       | 107.0       | 162.1        |
| 3129    | Alimentos diversos               | 141.3        | 147.9        | 150.8        | 144.8        | 172.8        | 159.2        | 137.9        | 152.6        | 146.1        | 108.4       | 108.5       | 123.7       | 141.2        |
| 313     | Bebidas                          | 243.7        | 237.0        | 216.7        | 175.9        | 176.4        | 174.9        | 179.4        | 169.8        | 117.5        | 67.8        | 119.7       | 130.4       | 167.4        |
| 3133    | Cerveza y Malta                  | 190.6        | 186.4        | 172.6        | 140.9        | 154.0        | 166.8        | 173.6        | 168.9        | 117.0        | 60.9        | 113.9       | 139.0       | 148.7        |
| 3131-34 | Otras bebidas                    | 314.3        | 304.3        | 275.5        | 222.4        | 206.2        | 185.6        | 187.0        | 171.1        | 118.1        | 77.0        | 127.5       | 118.9       | 192.3        |
| 314     | Tabaco                           | 62.1         | 90.9         | 84.2         | 44.6         | 73.1         | 88.0         | 77.3         | 96.9         | 86.9         | 43.8        | 57.2        | 87.0        | 74.3         |
| 321     | Textil                           | 116.7        | 143.9        | 158.2        | 139.0        | 145.3        | 148.1        | 119.8        | 127.5        | 136.6        | 111.4       | 71.7        | 88.1        | 125.5        |
| 3211    | Hilados, tejidos y acabados      | 116.5        | 140.1        | 150.0        | 130.3        | 139.2        | 143.6        | 116.8        | 125.7        | 136.0        | 112.7       | 71.8        | 82.3        | 122.1        |
| 3213-15 | Tejidos de punto                 | 117.4        | 160.3        | 193.2        | 176.6        | 171.4        | 167.3        | 132.9        | 135.4        | 139.0        | 105.9       | 96.8        | 112.8       | 142.4        |
| 322     | Prendas de vestir                | 122.7        | 123.1        | 112.4        | 123.5        | 120.7        | 131.6        | 137.6        | 121.5        | 122.7        | 132.4       | 111.5       | 121.8       | 123.5        |
| 323     | Cuero                            | 110.9        | 127.7        | 106.6        | 103.0        | 96.6         | 90.9         | 78.6         | 90.9         | 90.5         | 51.6        | 56.4        | 66.1        | 89.2         |
| 324     | Calzado                          | 33.5         | 21.4         | 37.2         | 36.1         | 34.6         | 41.7         | 30.0         | 35.9         | 45.3         | 19.7        | 21.3        | 31.4        | 32.3         |
| 331     | Madera                           | 78.4         | 96.9         | 97.6         | 99.3         | 78.3         | 92.1         | 93.9         | 120.4        | 76.4         | 64.5        | 59.7        | 53.9        | 84.3         |
| 341     | Papel                            | 104.8        | 121.7        | 106.4        | 121.2        | 91.9         | 89.0         | 59.9         | 93.7         | 90.5         | 111.4       | 64.4        | 75.9        | 94.2         |
| 3411    | Ind. del papel y cartón          | 101.7        | 115.0        | 98.1         | 127.7        | 102.2        | 93.0         | 58.9         | 97.3         | 93.1         | 121.9       | 60.7        | 76.2        | 95.5         |
| 3412    | Envases de papel y cartón        | 111.5        | 136.2        | 124.3        | 107.2        | 69.5         | 80.4         | 62.1         | 86.0         | 84.8         | 88.6        | 72.5        | 75.3        | 91.5         |
| 342     | Imprenta                         | 157.5        | 143.8        | 146.6        | 130.6        | 147.3        | 131.2        | 166.5        | 134.5        | 150.0        | 142.5       | 161.0       | 135.4       | 145.6        |
| 351     | Química industrial               | 133.5        | 131.3        | 133.0        | 134.5        | 140.5        | 140.0        | 127.3        | 129.3        | 129.5        | 121.7       | 89.4        | 86.0        | 124.7        |
| 352     | Química diversa                  | 141.4        | 150.1        | 157.9        | 126.6        | 146.3        | 152.7        | 117.0        | 131.4        | 136.0        | 112.9       | 105.7       | 92.0        | 130.8        |
| 3522    | Farmacéuticos de uso humano      | 94.1         | 118.3        | 119.5        | 113.2        | 120.2        | 119.7        | 114.6        | 127.3        | 121.7        | 113.1       | 107.4       | 69.5        | 111.6        |
| 3529    | Otros productos químicos         | 161.1        | 163.3        | 173.9        | 132.2        | 157.1        | 166.4        | 118.0        | 133.1        | 141.9        | 112.8       | 105.0       | 101.4       | 138.9        |
| 353     | Petróleo                         | 130.5        | 132.5        | 142.2        | 136.8        | 138.8        | 121.3        | 111.9        | 135.8        | 120.2        | 119.1       | 131.8       | 121.5       | 128.5        |
| 355     | Caucho                           | 104.1        | 117.9        | 105.1        | 105.3        | 115.2        | 126.7        | 103.1        | 106.7        | 109.0        | 83.1        | 80.4        | 87.0        | 103.6        |
| 356     | Plásticos                        | 119.3        | 135.1        | 138.5        | 123.9        | 125.5        | 136.2        | 116.7        | 99.7         | 99.5         | 73.0        | 90.9        | 100.8       | 113.3        |
| 362     | Vidrio                           | 135.6        | 133.1        | 155.6        | 136.8        | 130.1        | 153.8        | 140.8        | 149.6        | 116.5        | 88.9        | 82.7        | 85.9        | 125.8        |
| 369     | Minerales no metálicos           | 138.4        | 153.0        | 164.3        | 150.9        | 155.7        | 154.7        | 137.1        | 140.8        | 115.8        | 79.5        | 82.7        | 77.5        | 129.2        |
| 3692    | Cemento                          | 100.6        | 108.9        | 116.0        | 109.5        | 101.9        | 107.0        | 105.9        | 92.6         | 97.1         | 88.0        | 88.2        | 74.2        | 99.2         |
| 3699    | Otros min. no metálicos          | 218.2        | 246.3        | 266.4        | 238.5        | 269.4        | 255.4        | 203.0        | 242.7        | 155.4        | 61.6        | 71.1        | 84.5        | 192.7        |
| 371     | Metálica Básica                  | 86.1         | 94.2         | 156.1        | 115.8        | 118.6        | 143.1        | 125.0        | 110.8        | 64.5         | 110.2       | 114.5       | 93.8        | 111.1        |
| 372     | Metálica Básica no Ferrosa       | 79.2         | 83.1         | 91.9         | 85.0         | 75.1         | 72.6         | 69.4         | 51.2         | 83.1         | 60.2        | 15.9        | 36.8        | 67.0         |
| 381     | Productos Metálicos              | 89.1         | 124.6        | 149.4        | 120.3        | 104.8        | 88.1         | 95.9         | 124.1        | 87.2         | 66.1        | 45.8        | 42.2        | 94.8         |
| 382     | Maquinaria y Equipo              | 60.9         | 68.3         | 91.2         | 87.5         | 92.3         | 108.5        | 79.2         | 88.7         | 127.6        | 52.8        | 47.2        | 54.0        | 79.9         |
| 3822    | Maquinaria y eq.agrícola         | 48.2         | 47.7         | 59.2         | 53.6         | 53.7         | 63.8         | 52.1         | 57.0         | 69.5         | 43.1        | 42.4        | 39.1        | 52.5         |
| 3829    | Maquinaria y eq.diversos         | 62.5         | 71.0         | 95.3         | 91.9         | 97.3         | 114.3        | 82.7         | 92.8         | 135.1        | 54.1        | 47.8        | 55.9        | 83.4         |
| 383     | Maquinaria y aparatos eléctricos | 120.1        | 121.7        | 141.5        | 156.0        | 166.7        | 146.9        | 113.4        | 120.2        | 114.9        | 109.7       | 99.1        | 84.0        | 124.5        |
| 3831    | Maquinaria eléctrica diversa     | 123.3        | 80.0         | 117.4        | 117.5        | 202.9        | 61.9         | 79.8         | 89.9         | 88.2         | 80.2        | 65.6        | 41.6        | 95.7         |
| 3832    | Equipos, radio y televisión      | 100.7        | 112.5        | 122.7        | 152.2        | 124.0        | 88.5         | 89.2         | 77.5         | 74.9         | 95.3        | 74.6        | 79.2        | 99.3         |
| 3833    | Aparatos electrodomésticos       | 99.7         | 106.8        | 131.7        | 66.0         | 81.9         | 92.0         | 157.2        | 136.3        | 146.4        | 123.4       | 74.1        | 103.7       | 109.9        |
| 3839    | Suministros eléctricos diversos  | 138.0        | 157.0        | 172.8        | 201.1        | 197.0        | 255.7        | 143.3        | 168.8        | 156.0        | 134.2       | 143.8       | 108.8       | 164.7        |
| 384     | Material de Transporte           | 120.1        | 153.9        | 102.3        | 90.4         | 134.7        | 122.9        | 98.6         | 84.8         | 81.8         | 62.7        | 47.5        | 66.9        | 97.2         |
| 390     | Industrias diversas              | 149.1        | 177.9        | 231.5        | 184.3        | 178.6        | 179.7        | 116.3        | 183.4        | 178.8        | 213.6       | 96.4        | 85.0        | 168.7        |
|         | <b>TOTAL</b>                     | <b>120.8</b> | <b>129.2</b> | <b>134.5</b> | <b>121.5</b> | <b>120.6</b> | <b>126.0</b> | <b>113.9</b> | <b>114.5</b> | <b>106.9</b> | <b>97.2</b> | <b>85.0</b> | <b>89.2</b> | <b>113.3</b> |

FUENTE: Ministerio de Industria, Comercio Interior, Turismo e Integración.

Cuadro II.39

**INDICE DEL VOLUMEN FISICO DE LA PRODUCCION MANUFACTURERA: 1989**  
(1979 = 100)

| CIU     | ACTIVIDAD                        | Ene.        | Feb.        | Mar.        | Abr.        | May.        | Jun.        | Jul.        | Ago.        | Set.        | Oct.         | Nov.         | Dic.         | Promedio    |
|---------|----------------------------------|-------------|-------------|-------------|-------------|-------------|-------------|-------------|-------------|-------------|--------------|--------------|--------------|-------------|
| 31X     | Harina de Pescado                | 246.8       | 125.8       | 204.4       | 270.4       | 265.1       | 219.8       | 202.2       | 27.0        | 116.5       | 15.9         | 61.4         | 284.7        | 170.0       |
| 311-12  | Alimentos                        | 92.3        | 81.4        | 89.1        | 89.1        | 74.5        | 99.4        | 91.8        | 101.4       | 95.3        | 104.7        | 113.9        | 110.3        | 95.3        |
| 3111    | Matanza y conservación de carnes | 114.2       | 87.4        | 42.3        | 65.4        | 55.4        | 52.3        | 113.1       | 108.6       | 149.1       | 151.0        | 122.0        | 126.6        | 99.0        |
| 3112    | Productos lácteos                | 122.0       | 90.5        | 75.1        | 74.2        | 67.9        | 85.6        | 96.6        | 99.0        | 97.2        | 116.2        | 123.7        | 158.8        | 100.6       |
| 3114    | Elaboración de pescados          | 65.6        | 58.5        | 62.9        | 71.2        | 79.6        | 100.0       | 105.8       | 89.9        | 80.3        | 70.0         | 87.9         | 114.1        | 82.2        |
| 3116-17 | Molinería y panadería            | 81.3        | 86.9        | 126.1       | 112.4       | 56.9        | 116         | 93.5        | 99.8        | 54.3        | 75.8         | 109.5        | 81.8         | 91.2        |
| 3118    | Azúcar                           | 94.6        | 79.7        | 78.3        | 63.2        | 58.2        | 82.0        | 82.1        | 100.0       | 94.9        | 104.1        | 110.2        | 99.8         | 87.3        |
| 3122    | Alimentos para animales          | 88.9        | 79.2        | 87.4        | 92.0        | 97.5        | 99.3        | 100.4       | 106.0       | 106.8       | 109.6        | 113.2        | 122.2        | 100.2       |
| 3129    | Alimentos diversos               | 109.1       | 88.4        | 83.5        | 103.5       | 98.1        | 105.0       | 87.9        | 108.9       | 135.0       | 144.2        | 132.9        | 132.2        | 110.7       |
| 313     | Bebidas                          | 124.9       | 92.1        | 105.9       | 81.3        | 101.5       | 101.9       | 108.9       | 111.6       | 120.1       | 148.6        | 137.3        | 178.0        | 117.7       |
| 3133    | Cerveza y Malta                  | 138.3       | 92.5        | 97.7        | 82.8        | 105.3       | 105.5       | 102.1       | 105.4       | 132.3       | 144.8        | 136.9        | 180.1        | 118.6       |
| 3131-34 | Otras bebidas                    | 107.0       | 91.5        | 116.8       | 79.3        | 96.4        | 97.0        | 117.9       | 119.8       | 103.9       | 153.7        | 137.8        | 175.3        | 116.4       |
| 314     | Tabaco                           | 37.0        | 32.4        | 57.4        | 59.0        | 59.1        | 46.0        | 81.4        | 89.1        | 104.9       | 86.5         | 95.0         | 95.1         | 70.2        |
| 321     | Textil                           | 96.1        | 110.8       | 115.2       | 102.7       | 105.8       | 113.2       | 110.7       | 116.4       | 126.8       | 132.5        | 126.7        | 113.2        | 114.2       |
| 3211    | Hilados, tejidos y acabados      | 93.8        | 105.0       | 104.3       | 95.0        | 95.5        | 108.4       | 104.4       | 110.4       | 122.2       | 130.9        | 128.2        | 114          | 109.3       |
| 3213-15 | Tejidos de punto                 | 106.2       | 135.7       | 161.8       | 135.6       | 150.1       | 134.0       | 137.9       | 142.2       | 146.3       | 139.6        | 120.3        | 111.1        | 135.1       |
| 322     | Prendas de vestir                | 90.9        | 75.8        | 72.7        | 81.7        | 85.7        | 91.9        | 108.1       | 91.6        | 113.5       | 141.4        | 132.5        | 149.8        | 103.0       |
| 323     | Cuero                            | 82.6        | 50.1        | 56.5        | 78.9        | 65.9        | 63.2        | 54.9        | 67.3        | 79.6        | 71.0         | 67.6         | 68.3         | 67.2        |
| 324     | Calzado                          | 37.3        | 29.9        | 20.2        | 11.6        | 14.1        | 10.7        | 21.0        | 20.6        | 38.7        | 20.8         | 29.5         | 24.5         | 23.2        |
| 331     | Madera                           | 20.9        | 24.8        | 30.1        | 29.3        | 34.1        | 28.2        | 32.8        | 41.1        | 48.7        | 43.5         | 36.1         | 38.6         | 34.0        |
| 341     | Papel                            | 58.6        | 42.9        | 33.5        | 32.0        | 51.1        | 50.5        | 40.5        | 39.5        | 65.7        | 68.4         | 55.8         | 61.2         | 50.0        |
| 3411    | Ind. del papel y cartón          | 53.6        | 43.8        | 30.6        | 28.6        | 60.2        | 55.4        | 37.9        | 26.4        | 64.6        | 67.3         | 54.8         | 58.6         | 48.5        |
| 3412    | Envases de papel y cartón        | 69.6        | 40.8        | 39.8        | 39.5        | 31.3        | 39.9        | 46.1        | 67.9        | 68.1        | 70.7         | 57.8         | 66.9         | 53.2        |
| 342     | Imprenta                         | 116.7       | 88.6        | 94.8        | 90.6        | 104.6       | 91.6        | 130.8       | 101.4       | 138.8       | 152.2        | 191.4        | 166.5        | 122.3       |
| 351     | Química industrial               | 93.1        | 87.7        | 83.8        | 75.3        | 82.7        | 94.6        | 91.0        | 87.0        | 91.3        | 109.1        | 100.9        | 95.7         | 91.0        |
| 352     | Química diversa                  | 85.8        | 67.4        | 67.4        | 73.2        | 81.6        | 79.1        | 77.3        | 81.2        | 92.5        | 104.1        | 99.7         | 93.9         | 83.6        |
| 3522    | Farmacéuticos de uso humano      | 61.3        | 59.8        | 56.0        | 60.6        | 68.4        | 73.7        | 60.4        | 71.2        | 69.7        | 75.4         | 77.2         | 69.7         | 67.0        |
| 3529    | Otros productos químicos         | 96.0        | 70.6        | 72.1        | 78.5        | 87.1        | 81.3        | 84.3        | 85.4        | 102.0       | 116.1        | 109.0        | 103.9        | 90.5        |
| 353     | Petróleo                         | 113.5       | 108.0       | 120.3       | 104.6       | 97.1        | 91.6        | 97.6        | 103.4       | 111.5       | 115.8        | 125.1        | 112.4        | 108.4       |
| 355     | Caucho                           | 91.1        | 105.3       | 83.3        | 100.4       | 52.5        | 81.0        | 87.0        | 80.2        | 89.2        | 94.3         | 97.8         | 92.6         | 87.9        |
| 356     | Plásticos                        | 56.2        | 57.3        | 59.4        | 48.7        | 72.4        | 73.6        | 71.1        | 77.9        | 86.4        | 82.2         | 92.8         | 79.9         | 71.5        |
| 362     | Vidrio                           | 90.9        | 70.0        | 68.8        | 86.7        | 81.2        | 73.5        | 55.5        | 59.8        | 78.2        | 75.2         | 69.7         | 76.3         | 73.8        |
| 369     | Minerales no metálicos           | 74.4        | 57.1        | 76.0        | 68.7        | 74.3        | 80.2        | 80.7        | 83.6        | 101.0       | 110.8        | 115.2        | 118.6        | 86.7        |
| 3692    | Cemento                          | 78.1        | 61.0        | 73.8        | 69.8        | 74.5        | 81.3        | 87.3        | 84.5        | 98.8        | 102.0        | 100.6        | 108.7        | 85.0        |
| 3699    | Otros min. no metálicos          | 66.5        | 48.9        | 80.7        | 66.5        | 73.9        | 77.8        | 66.8        | 81.6        | 105.7       | 129.3        | 145.9        | 139.6        | 90.3        |
| 371     | Metálica Básica                  | 66.7        | 77.5        | 78.8        | 76.0        | 62.0        | 59.6        | 60.6        | 71.0        | 96.7        | 118.6        | 117.4        | 100.1        | 82.1        |
| 372     | Metálica Básica no Ferrosa       | 85.6        | 80.8        | 90.9        | 80.9        | 85.5        | 79.5        | 84.4        | 80.7        | 90.5        | 86.2         | 81.4         | 87.0         | 84.5        |
| 381     | Productos Metálicos              | 46.9        | 52.8        | 57.5        | 40.5        | 32.3        | 48.1        | 48.5        | 50.7        | 63.0        | 68.2         | 51.6         | 65.0         | 52.1        |
| 382     | Maquinaria y Equipo              | 50.0        | 54.5        | 41.8        | 32.2        | 37.0        | 36.5        | 44.7        | 58.4        | 67.4        | 56.8         | 56.1         | 53.1         | 49.0        |
| 3822    | Maquinaria y eq.agrícola         | 35.7        | 29.4        | 38.3        | 37.2        | 38.1        | 44.6        | 40.9        | 43.0        | 64.3        | 46.0         | 50.4         | 48.1         | 43.0        |
| 3829    | Maquinaria y eq.diversos         | 51.8        | 57.7        | 42.2        | 31.6        | 36.8        | 35.5        | 45.2        | 60.4        | 67.8        | 58.2         | 56.8         | 53.7         | 49.8        |
| 383     | Maquinaria y aparatos eléctricos | 48.7        | 58.5        | 65.8        | 72.6        | 85.7        | 77.9        | 68.5        | 76.5        | 108.8       | 102.7        | 101.4        | 108.3        | 81.3        |
| 3831    | Maquinaria eléctrica diversa     | 44.2        | 33.2        | 36.5        | 36.6        | 34.4        | 39.8        | 33.0        | 34.5        | 114.0       | 90.7         | 44.0         | 45.0         | 48.8        |
| 3832    | Equipos, radio y televisión      | 34.7        | 30.8        | 31.9        | 49.5        | 52.2        | 46.7        | 45.4        | 45.7        | 60.0        | 60.1         | 109.3        | 102.7        | 55.8        |
| 3833    | Aparatos electrodomésticos       | 3.3         | 13.1        | 9.7         | 29.6        | 44.8        | 30.7        | 38.4        | 35.3        | 42.6        | 67.7         | 66.8         | 70.9         | 37.7        |
| 3839    | Suministros eléctricos diversos  | 72.2        | 105.3       | 122.1       | 121.5       | 151.6       | 135.3       | 114.5       | 134.7       | 158.5       | 151.2        | 136.7        | 158.3        | 130.2       |
| 384     | Material de Transporte           | 31.2        | 44.1        | 22.2        | 38.4        | 32.0        | 44.2        | 59.1        | 92.3        | 66.5        | 90.7         | 67.3         | 75.2         | 55.3        |
| 390     | Industrias diversas              | 97.5        | 100.1       | 113.2       | 91.6        | 95.1        | 100.2       | 86.2        | 114.2       | 107.2       | 128.0        | 117.2        | 112.8        | 105.3       |
|         | <b>TOTAL</b>                     | <b>89.2</b> | <b>79.9</b> | <b>87.4</b> | <b>84.3</b> | <b>85.1</b> | <b>88.2</b> | <b>88.7</b> | <b>86.4</b> | <b>98.1</b> | <b>101.5</b> | <b>101.6</b> | <b>109.6</b> | <b>91.7</b> |

FUENTE: Ministerio de Industria, Comercio Interior, Turismo e Integración.

Cuadro II.40

**INDICE DEL VOLUMEN FISICO DE LA PRODUCCION MANUFACTURERA: 1990**  
(1979 = 100)

| CIU     | ACTIVIDAD                        | Ene.         | Feb.         | Mar.         | Abr.        | May.        | Jun.        | Jul.        | Ago.        | Set.        | Oct.        | Nov.        | Dic.        | Promedio    |
|---------|----------------------------------|--------------|--------------|--------------|-------------|-------------|-------------|-------------|-------------|-------------|-------------|-------------|-------------|-------------|
| 31X     | Harina de Pescado                | 295.4        | 283.7        | 221.4        | 195.4       | 250.0       | 158.9       | 60.4        | 169.8       | 50.8        | 99.4        | 141.1       | 174.9       | 175.1       |
| 311-12  | Alimentos                        | 113.4        | 96.5         | 107.6        | 93.0        | 96.2        | 83.1        | 82.7        | 72.6        | 67.3        | 88.0        | 106.2       | 96.8        | 91.9        |
| 3111    | Matanza y conservación de carnes | 95.1         | 100.0        | 126.2        | 140.6       | 92.2        | 42.4        | 44.5        | 31.4        | 53.3        | 56.2        | 45.2        | 50.7        | 73.2        |
| 3112    | Productos lácteos                | 159.0        | 134.8        | 120.6        | 119.2       | 107.5       | 78.5        | 103.5       | 53.2        | 60.6        | 81.9        | 99.1        | 154.2       | 106.0       |
| 3114    | Elaboración de pescados          | 127.3        | 101.2        | 108.8        | 80.8        | 97.6        | 104.1       | 80.8        | 66.2        | 58.5        | 77.5        | 100.8       | 83.4        | 90.6        |
| 3116-17 | Molinería y panadería            | 80.0         | 80.3         | 111.9        | 83.3        | 58.1        | 57.5        | 47.0        | 46.9        | 35.6        | 82.1        | 107         | 95.7        | 73.8        |
| 3118    | Azúcar                           | 100.1        | 90.3         | 92.2         | 69          | 77.4        | 66.9        | 85.2        | 81.9        | 90.0        | 92.7        | 89.9        | 86.7        | 85.2        |
| 3122    | Alimentos para animales          | 116.2        | 105.7        | 84.5         | 109.5       | 118.6       | 99.7        | 102.6       | 106.0       | 86.6        | 79.1        | 86.7        | 90.8        | 98.8        |
| 3129    | Alimentos diversos               | 141.9        | 105.8        | 121.7        | 119.4       | 139.6       | 108.3       | 106.2       | 85.2        | 75.4        | 99.3        | 132.7       | 108.5       | 112.0       |
| 313     | Bebidas                          | 187.9        | 162.6        | 159.5        | 129.7       | 137.5       | 93.7        | 106.0       | 46.8        | 23.7        | 95.1        | 128.2       | 144.4       | 117.9       |
| 3133    | Cerveza y Malta                  | 190.8        | 158.1        | 154.9        | 121.0       | 144.8       | 88.8        | 107.2       | 48.7        | 23.0        | 104.2       | 153.8       | 141.0       | 119.7       |
| 3131-34 | Otras bebidas                    | 184.1        | 168.7        | 165.6        | 141.2       | 127.7       | 100.3       | 104.3       | 44.2        | 24.6        | 82.9        | 94.0        | 148.9       | 115.5       |
| 314     | Tabaco                           | 98.9         | 52.0         | 70.6         | 80.5        | 86.6        | 87.3        | 75.9        | 71.6        | 50.2        | 79.5        | 92.7        | 78.3        | 77.0        |
| 321     | Textil                           | 109.5        | 105.8        | 112.6        | 103.4       | 109.9       | 105.1       | 102.5       | 94.0        | 74.9        | 78.1        | 92.9        | 101.6       | 99.2        |
| 3211    | Hilados, tejidos y acabados      | 107.8        | 105.0        | 105.9        | 97.5        | 108.3       | 98.5        | 102.7       | 91.9        | 70.1        | 75.7        | 90.7        | 95.9        | 95.8        |
| 3213-15 | Tejidos de punto                 | 116.6        | 109.1        | 141.2        | 128.7       | 116.5       | 133.5       | 101.4       | 103.0       | 95.6        | 88.5        | 102.5       | 126.0       | 113.6       |
| 322     | Prendas de vestir                | 160.2        | 170.0        | 85.0         | 91.3        | 98.4        | 81.8        | 67.0        | 74.1        | 43.3        | 60.6        | 93.0        | 89.0        | 92.8        |
| 323     | Cuero                            | 71.9         | 60.6         | 59.1         | 59.7        | 73.1        | 51.4        | 57.8        | 35.9        | 32.9        | 58.5        | 64.4        | 63.5        | 57.4        |
| 324     | Calzado                          | 27.5         | 50.8         | 9.0          | 40.5        | 17.7        | 53.0        | 51.9        | 48.8        | 8.9         | 33.0        | 17.7        | 37.9        | 33.1        |
| 331     | Madera                           | 37.1         | 56.5         | 47.3         | 40.6        | 50.7        | 39.0        | 41.3        | 38.4        | 29.9        | 33.9        | 42.0        | 40.5        | 41.4        |
| 341     | Papel                            | 80.2         | 75.2         | 73.1         | 70.8        | 61.1        | 74.8        | 70.0        | 25.5        | 9.9         | 35.2        | 48.0        | 51.3        | 56.3        |
| 3411    | Ind. del papel y cartón          | 75.0         | 72.8         | 62.5         | 70.3        | 56.5        | 74.1        | 62.0        | 26.0        | 9.1         | 36.8        | 45.1        | 50.2        | 53.4        |
| 3412    | Envases de papel y cartón        | 91.5         | 80.4         | 96.2         | 71.9        | 71.0        | 76.3        | 87.3        | 24.5        | 11.6        | 31.7        | 54.2        | 53.8        | 62.5        |
| 342     | Imprenta                         | 98.1         | 86.0         | 118.0        | 89.5        | 92.5        | 75.5        | 80.7        | 62.9        | 46.2        | 51.9        | 52.7        | 79.6        | 77.9        |
| 351     | Química industrial               | 97.8         | 96.7         | 103.4        | 96.5        | 90.2        | 101.7       | 92.2        | 78.6        | 59.4        | 69.9        | 94.4        | 95.0        | 89.7        |
| 352     | Química diversa                  | 108.8        | 107.4        | 116.5        | 82.9        | 99.9        | 87.0        | 86.7        | 59.3        | 44.7        | 68.3        | 87.1        | 86.3        | 86.3        |
| 3522    | Farmacéuticos de uso humano      | 77.8         | 76.8         | 95.0         | 82.0        | 86.9        | 79.5        | 76.4        | 53.3        | 38.0        | 36.0        | 48.3        | 48.8        | 66.6        |
| 3529    | Otros productos químicos         | 121.7        | 120.1        | 125.5        | 83.2        | 105.3       | 90.1        | 91.0        | 61.8        | 47.5        | 81.8        | 103.3       | 101.9       | 94.4        |
| 353     | Petróleo                         | 90.2         | 92.9         | 113.9        | 104.3       | 122.4       | 107.1       | 117.7       | 100.2       | 102.6       | 95.0        | 117.4       | 117.5       | 106.8       |
| 355     | Caucho                           | 110.9        | 88.0         | 92.8         | 79.3        | 80.1        | 88.7        | 96.0        | 97.8        | 73.6        | 68.2        | 72.9        | 79.8        | 85.7        |
| 356     | Plásticos                        | 68.7         | 76.8         | 76.0         | 65.0        | 57.7        | 54.6        | 55.2        | 26.8        | 26.8        | 49.2        | 71          | 60.4        | 57.4        |
| 362     | Vidrio                           | 75.0         | 87.4         | 80.6         | 71.4        | 67.5        | 72.6        | 88.0        | 81.4        | 55.7        | 52.2        | 57.8        | 73.6        | 71.9        |
| 369     | Minerales no metálicos           | 127.1        | 105.5        | 99.5         | 82.4        | 100.9       | 103.9       | 91.7        | 47.0        | 46.7        | 71.0        | 74.1        | 90.3        | 86.7        |
| 3692    | Cemento                          | 105.7        | 86.0         | 104.7        | 97.2        | 102.4       | 107.7       | 92.0        | 45.7        | 54.5        | 76.2        | 75.2        | 97.6        | 87.1        |
| 3699    | Otros min. no metálicos          | 172.3        | 146.6        | 88.4         | 51.1        | 97.7        | 95.9        | 91.0        | 49.7        | 30.2        | 60.1        | 71.7        | 74.7        | 85.8        |
| 371     | Metálica Básica                  | 104.4        | 49.1         | 115.1        | 81.0        | 79.7        | 87.6        | 90.1        | 51.9        | 20.7        | 27.5        | 75.9        | 77.8        | 71.7        |
| 372     | Metálica Básica no Ferrosa       | 64.2         | 78.9         | 62.8         | 46.7        | 73.6        | 84.2        | 84.9        | 79.8        | 78.6        | 81.3        | 82.5        | 80.4        | 74.8        |
| 381     | Productos Metálicos              | 70.3         | 72.7         | 59.5         | 52.9        | 62.9        | 55.1        | 36.5        | 24.1        | 21.6        | 28.8        | 55.0        | 54.9        | 49.5        |
| 382     | Maquinaria y Equipo              | 48.4         | 70.5         | 81.6         | 52.0        | 42.7        | 55.8        | 50.4        | 39.8        | 31.4        | 56.5        | 60.3        | 67.3        | 55.4        |
| 3822    | Maquinaria y eq.agrícola         | 42.6         | 36.9         | 45.2         | 38.5        | 43.8        | 45.6        | 39.5        | 34.3        | 37.9        | 32.1        | 45.9        | 40.2        | 40.2        |
| 3829    | Maquinaria y eq.diversos         | 49.1         | 83.9         | 86.3         | 53.7        | 42.6        | 57.1        | 51.8        | 40.5        | 30.5        | 59.6        | 62.2        | 70.8        | 57.3        |
| 383     | Maquinaria y aparatos eléctricos | 98.6         | 82.2         | 109.8        | 101.4       | 108.8       | 92.2        | 77.1        | 38.4        | 84.2        | 74.2        | 79.5        | 65.5        | 84.3        |
| 3831    | Maquinaria eléctrica diversa     | 46.2         | 31.3         | 35.0         | 49.4        | 40.8        | 36.0        | 35.5        | 24.5        | 22.8        | 8.5         | 0.0         | 48.3        | 33.0        |
| 3832    | Equipos, radio y televisión      | 56.2         | 54.7         | 99.3         | 100.0       | 89.6        | 75.9        | 72.8        | 20.4        | 47.8        | 68.2        | 84.7        | 66.2        | 69.7        |
| 3833    | Aparatos electrodomésticos       | 53.7         | 50.6         | 58.1         | 70.1        | 64.5        | 42.0        | 30.7        | 20.2        | 21.3        | 36.0        | 55.3        | 56.2        | 46.6        |
| 3839    | Suministros eléctricos diversos  | 172.9        | 141.1        | 173.6        | 140.0       | 174.0       | 149.3       | 115.1       | 64.9        | 162.9       | 126.3       | 117.3       | 77.2        | 134.6       |
| 384     | Material de Transporte           | 47.3         | 81.2         | 112.6        | 86.3        | 88.1        | 84.3        | 61.8        | 45.9        | 29.7        | 38.1        | 48.1        | 56.8        | 65.0        |
| 390     | Industrias diversas              | 143.6        | 125.5        | 110.0        | 110.3       | 114.8       | 100.8       | 95.8        | 77.4        | 71.9        | 100.5       | 106.6       | 118.9       | 106.3       |
|         | <b>TOTAL</b>                     | <b>106.6</b> | <b>100.6</b> | <b>102.8</b> | <b>87.3</b> | <b>97.1</b> | <b>88.7</b> | <b>83.6</b> | <b>69.7</b> | <b>56.7</b> | <b>73.0</b> | <b>89.6</b> | <b>91.4</b> | <b>87.3</b> |

FUENTE: Ministerio de Industria, Comercio Interior, Turismo e Integración.

### **III. PRECIOS**

Cuadro III.1

**INFLACION Y DEVALUACION ANUALES: 1903-1990**  
(VARIACION PORCENTUAL)

| AÑOS | INFLACION<br>(1) | DEVALUACION<br>(2) (*) |
|------|------------------|------------------------|
| 1903 | n.d              | 0.73                   |
| 1904 | n.d              | -0.31                  |
| 1905 | n.d              | -0.00                  |
| 1906 | n.d              | 1.24                   |
| 1907 | n.d              | -1.22                  |
| 1908 | n.d              | -0.93                  |
| 1909 | n.d              | -0.42                  |
| 1910 | n.d              | 1.46                   |
| 1911 | n.d              | 0.00                   |
| 1912 | n.d              | -0.52                  |
| 1913 | n.d              | -1.14                  |
| 1914 | 3.70             | -3.88                  |
| 1915 | 7.86             | -7.52                  |
| 1916 | 5.96             | 8.14                   |
| 1917 | 19.38            | 10.14                  |
| 1918 | 15.71            | 5.54                   |
| 1919 | 14.48            | -9.94                  |
| 1920 | 11.86            | -8.02                  |
| 1921 | -5.30            | -17.67                 |
| 1922 | -4.48            | 3.85                   |
| 1923 | -5.08            | 9.54                   |
| 1924 | 3.70             | -2.42                  |
| 1925 | 7.14             | -1.24                  |
| 1926 | 0.37             | -7.03                  |
| 1927 | -3.69            | 0.81                   |
| 1928 | -6.51            | 5.49                   |
| 1929 | -2.46            | 1.40                   |
| 1930 | -4.20            | -14.89                 |
| 1931 | -5.70            | -7.71                  |
| 1932 | -5.12            | 30.64                  |
| 1933 | -2.45            | 13.22                  |
| 1934 | 2.01             | -18.27                 |
| 1935 | 1.48             | -3.46                  |
| 1936 | 5.34             | -4.06                  |
| 1937 | 5.99             | -1.49                  |
| 1938 | 0.87             | 12.88                  |
| 1939 | -1.72            | 19.24                  |
| 1940 | 8.33             | 15.76                  |
| 1941 | 8.50             | 5.35                   |
| 1942 | 12.31            | 0.00                   |
| 1943 | 8.97             | 0.00                   |
| 1944 | 14.63            | 0.00                   |
| 1945 | 11.44            | 0.00                   |
| 1946 | 9.55             | 0.00                   |
| 1947 | 29.41            | 0.00                   |
| 1948 | 30.81            | 0.00                   |
| 1949 | 14.67            | 0.00                   |
| 1950 | 12.23            | 137.38                 |
| 1951 | 10.10            | -1.62                  |
| 1952 | 6.81             | 2.44                   |
| 1953 | 9.61             | 8.94                   |
| 1954 | 2.79             | 16.23                  |
| 1955 | 4.37             | -2.59                  |
| 1956 | 5.72             | 0.26                   |
| 1957 | 9.17             | -0.83                  |
| 1958 | 8.96             | 22.71                  |
| 1959 | 11.44            | 18.12                  |

(Continuación)

|      |         |         |
|------|---------|---------|
| 1960 | 2.40    | -1.23   |
| 1961 | 8.74    | -1.79   |
| 1962 | 4.71    | 0.00    |
| 1963 | 8.80    | 0.04    |
| 1964 | 11.20   | 0.00    |
| 1965 | 14.84   | 0.00    |
| 1966 | 7.67    | 0.00    |
| 1967 | 18.88   | 10.96   |
| 1968 | 9.78    | 30.04   |
| 1969 | 5.75    | 0.00    |
| 1970 | 5.62    | 0.00    |
| 1971 | 7.63    | 0.00    |
| 1972 | 4.30    | 0.00    |
| 1973 | 13.75   | 0.00    |
| 1974 | 19.21   | 0.00    |
| 1975 | 24.00   | 4.32    |
| 1976 | 44.66   | 38.12   |
| 1977 | 32.44   | 50.91   |
| 1978 | 73.68   | 85.80   |
| 1979 | 66.70   | 43.73   |
| 1980 | 60.82   | 28.54   |
| 1981 | 72.67   | 46.21   |
| 1982 | 72.93   | 65.18   |
| 1983 | 125.07  | 133.47  |
| 1984 | 111.46  | 112.88  |
| 1985 | 158.26  | 216.65  |
| 1986 | 62.90   | 27.03   |
| 1987 | 114.50  | 20.73   |
| 1988 | 1722.30 | 665.02  |
| 1989 | 2775.30 | 1969.54 |
| 1990 | 7649.70 | 6946.97 |

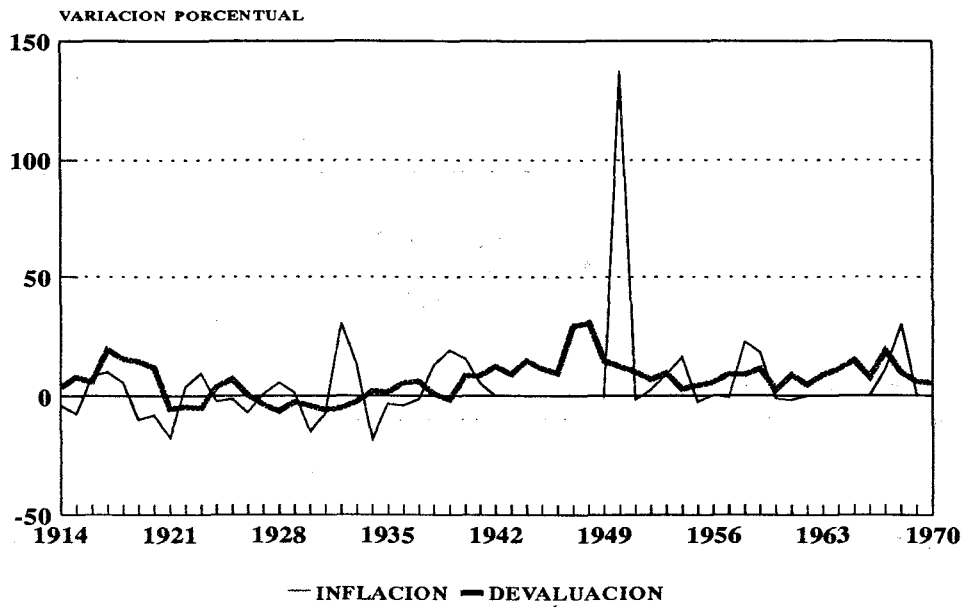
NOTA:

(\*) Devaluación oficial promedio del periodo.

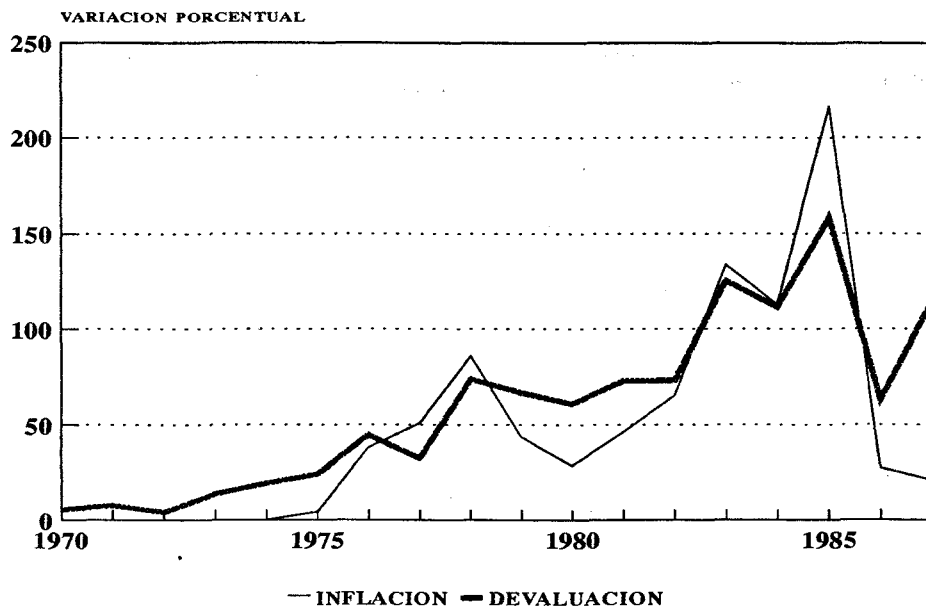
FUENTES:

- (1) 1914-1924, Deprich, W. et. al., LIMA AÑOS 30, (1985).  
1925-1969, ANUARIOS Y EXTRACTOS ESTADISTICOS DEL PERU, (varios años).  
1970-1990, Instituto Nacional de Estadística e Informática,  
BOLETIN MENSUAL, (varios años).
- (2) 1903-1929, Bolsa de Comercio de Lima.  
1930-1970, Banco Central de Reserva, LA POLITICA CAMBIARIA PERUANA  
1930-1970, UNA NOTA HISTORICA (1982).  
1971-1990, Banco Central de Reserva, NOTA SEMANAL, (varios números).

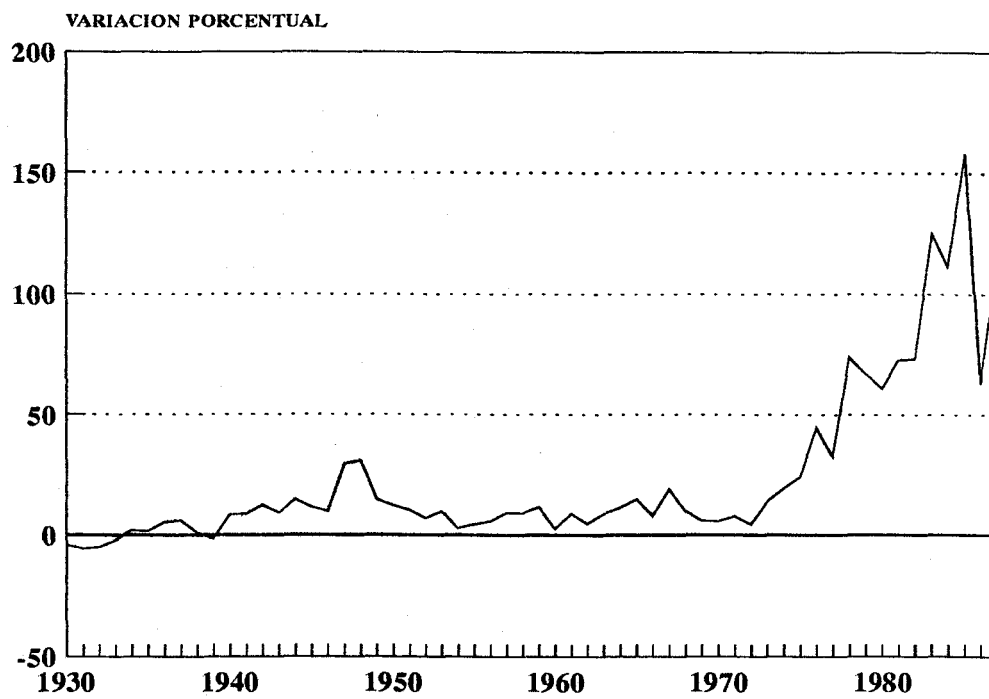
**GRAFICO III.1**  
**INFLACION Y DEVALUACION ANUAL**  
**1914-1970**



**GRAFICO III.2**  
**INFLACION Y DEVALUACION ANUAL**  
**1970-1987**



**GRAFICO III.3**  
**INFLACION ANUAL**  
**1930-1987**





Cuadro III.2

**INDICE DE PRECIOS MENSUAL AL CONSUMIDOR DE LIMA METROPOLITANA: 1960-1990**  
(1979 = 100)

| AÑOS | ENE          | FEB          | MAR          | ABR          | MAY          | JUN          | JUL           | AGO           | SET           | OCT           | NOV           | DIC             | PROM.         |
|------|--------------|--------------|--------------|--------------|--------------|--------------|---------------|---------------|---------------|---------------|---------------|-----------------|---------------|
| 1960 | 4.6          | 4.6          | 4.6          | 4.6          | 4.6          | 4.6          | 4.6           | 4.7           | 4.7           | 4.8           | 4.7           | 4.7             | 4.7           |
| 1961 | 4.8          | 4.8          | 4.9          | 4.9          | 5.0          | 4.9          | 4.9           | 5.0           | 5.0           | 5.0           | 5.0           | 5.1             | 4.9           |
| 1962 | 5.2          | 5.2          | 5.3          | 5.3          | 5.3          | 5.3          | 5.3           | 5.3           | 5.3           | 5.3           | 5.3           | 5.3             | 5.3           |
| 1963 | 5.4          | 5.4          | 5.5          | 5.5          | 5.5          | 5.5          | 5.5           | 5.6           | 5.6           | 5.7           | 5.8           | 5.8             | 5.6           |
| 1964 | 5.9          | 5.9          | 6.0          | 6.0          | 6.1          | 6.1          | 6.1           | 6.2           | 6.2           | 6.3           | 6.2           | 6.5             | 6.1           |
| 1965 | 6.6          | 6.8          | 6.9          | 7.1          | 7.2          | 7.2          | 7.2           | 7.2           | 7.2           | 7.3           | 7.4           | 7.4             | 7.1           |
| 1966 | 7.5          | 7.6          | 7.6          | 7.7          | 7.7          | 7.7          | 7.8           | 7.9           | 7.9           | 8.0           | 7.9           | 8.0             | 7.8           |
| 1967 | 8.0          | 8.0          | 8.1          | 9.1          | 8.3          | 8.3          | 8.3           | 8.4           | 8.9           | 9.1           | 9.2           | 9.5             | 8.5           |
| 1968 | 9.7          | 9.7          | 9.8          | 9.9          | 10.0         | 10.2         | 10.4          | 10.4          | 10.4          | 10.4          | 10.4          | 10.4            | 10.1          |
| 1969 | 10.5         | 10.5         | 10.7         | 10.9         | 10.9         | 10.8         | 10.8          | 10.8          | 10.7          | 10.8          | 10.9          | 11.0            | 10.8          |
| 1970 | 11.1         | 11.1         | 11.1         | 11.2         | 11.2         | 11.3         | 2.0           | 11.3          | 11.4          | 11.5          | 11.6          | 11.7            | 11.3          |
| 1971 | 11.7         | 11.8         | 11.9         | 11.9         | 11.9         | 12.0         | 12.2          | 12.3          | 12.2          | 12.3          | 20.4          | 12.6            | 12.1          |
| 1972 | 12.6         | 12.7         | 13.3         | 12.9         | 12.8         | 13.0         | 12.9          | 12.9          | 13.1          | 13.1          | 13.1          | 13.1            | 13.0          |
| 1973 | 13.2         | 13.4         | 13.6         | 13.7         | 14.0         | 14.2         | 14.4          | 14.5          | 14.7          | 17.8          | 14.9          | 14.9            | 14.2          |
| 1974 | 15.2         | 15.5         | 15.7         | 16.0         | 16.4         | 16.8         | 16.9          | 17.0          | 17.2          | 17.2          | 17.5          | 17.8            | 16.6          |
| 1975 | 18.2         | 18.9         | 19.2         | 19.6         | 19.8         | 20.2         | 21.2          | 21.5          | 21.7          | 21.9          | 22.0          | 22.0            | 20.5          |
| 1976 | 23.6         | 24.0         | 24.4         | 24.6         | 24.7         | 24.9         | 2.0           | 29.4          | 30.4          | 31.1          | 31.4          | 31.8            | 27.4          |
| 1977 | 33.0         | 33.5         | 34.2         | 34.7         | 35.3         | 37.9         | 39.0          | 40.1          | 40.7          | 41.1          | 41.7          | 42.2            | 37.8          |
| 1978 | 45.3         | 47.6         | 48.8         | 49.9         | 56.6         | 59.2         | 61.5          | 64.2          | 67.5          | 70.1          | 71.7          | 73.2            | 59.6          |
| 1979 | 77.5         | 81.5         | 85.6         | 89.8         | 93.0         | 95.8         | 103.0         | 106.1         | 110.8         | 115.2         | 119.8         | 122.1           | 100.0         |
| 1980 | 129.4        | 134.5        | 139.1        | 142.6        | 146.0        | 150.7        | 156.8         | 163.7         | 176.5         | 183.3         | 191.0         | 196.3           | 159.2         |
| 1981 | 219.3        | 229.6        | 244.4        | 254.0        | 265.3        | 273.6        | 283.8         | 294.1         | 303.1         | 316.2         | 328.1         | 339.0           | 279.2         |
| 1982 | 354.3        | 367.9        | 391.6        | 403.6        | 421.4        | 440.5        | 459.2         | 479.6         | 502.3         | 537.0         | 561.3         | 586.3           | 459.2         |
| 1983 | 631.1        | 680.0        | 747.6        | 805.9        | 848.9        | 915.0        | 989.8         | 1,077.0       | 1,150.6       | 1,206.5       | 1,262.4       | 1,319.6         | 969.5         |
| 1984 | 1,415.9      | 1,533.7      | 1,640.2      | 1,732.1      | 1,838.5      | 1,948.3      | 2,037.6       | 2,194.9       | 2,299.8       | 2,427.5       | 2,597.6       | 2,790.4         | 2,038.0       |
| 1985 | 3,179.1      | 3,480.7      | 3,764.2      | 4,223.7      | 4,684.2      | 5,236.5      | 5,777.9       | 6,410.9       | 6,627.7       | 6,825.2       | 7,010.7       | 7,206.4         | 5,368.2       |
| 1986 | 7,577.8      | 7,897.6      | 8,312.7      | 8,650.2      | 8,939.6      | 9,257.6      | 9,682.7       | 10,066.7      | 10,426.0      | 10,839.0      | 11,224.7      | 11,739.1        | 9,551.1       |
| 1987 | 12,510.4     | 13,209.6     | 13,914.4     | 14,831.5     | 15,707.7     | 16,443.7     | 17,645.9      | 18,945.5      | 20,171.6      | 21,456.4      | 22,986.6      | 25,181.9        | 17,750.4      |
| 1988 | 28,398.4     | 31,757.9     | 38,935.1     | 45,910.7     | 49,819.1     | 54,209.6     | 70,962.6      | 86,365.8      | 184,926.3     | 260,008.7     | 323,466.3     | 458,894.8       | 136,137.9     |
| 1989 | 675,952.1    | 963,231.7    | 1,367,789.0  | 2,032,534.5  | 2,613,839.3  | 3,217,636.2  | 4,009,174.7   | 5,015,477.6   | 6,364,641.1   | 7,847,602.4   | 9,872,283.8   | 13,209,115.8    | 4,765,773.2   |
| 1990 | 17,145,432.3 | 22,374,789.1 | 29,668,970.4 | 40,735,496.4 | 54,096,739.2 | 77,141,950.1 | 125,895,662.5 | 625,701,442.7 | 712,048,241.7 | 780,404,873.0 | 826,448,760.5 | 1,022,317,116.7 | 369,333,124.7 |

FUENTE: Instituto Nacional de Estadística e Informática, varias publicaciones.

Cuadro III.3

## INDICE DE PRECIOS PROMEDIO ANUAL AL CONSUMIDOR DE LIMA METROPOLITANA: 1913-1990

| AÑOS | INDICE BASE 79 | INDICE BASE 73   | INDICE BASE 60   | INDICE BASE 50    | INDICE BASE 34/36 | INDICE BASE 20    |
|------|----------------|------------------|------------------|-------------------|-------------------|-------------------|
| 1913 | 0.31           | 2.22             | 6.18             | 13.50             | 65.55             | 47.68             |
| 1914 | 0.33           | 2.30             | 6.43             | 14.00             | 67.98             | 49.44             |
| 1915 | 0.35           | 2.48             | 6.92             | 15.10             | 73.32             | 53.33             |
| 1916 | 0.37           | 2.63             | 7.60             | 16.00             | 77.69             | 56.50             |
| 1917 | 0.45           | 3.14             | 8.77             | 19.10             | 92.75             | 67.45             |
| 1918 | 0.52           | 3.63             | 10.13            | 22.10             | 107.31            | 78.05             |
| 1919 | 0.59           | 4.16             | 11.62            | 25.30             | 122.85            | 89.35             |
| 1920 | 0.66           | 4.65             | 12.98            | 28.30             | 137.42            | 100.00            |
| 1921 | 0.62           | 4.40             | 12.30            | 26.80             | 130.14            | 94.65             |
| 1922 | 0.60           | 4.20             | 11.73            | 25.60             | 124.31            | 90.41             |
| 1923 | 0.57           | 3.99             | 11.12            | 24.30             | 118.00            | 85.82             |
| 1924 | 0.59           | 4.14             | 11.55            | 25.20             | 122.37            | 88.99             |
| 1925 | 0.63           | 4.43             | 12.35            | 27.00             | 131.11            | 95.35             |
| 1926 | 0.63           | 4.45             | 12.41            | 27.10             | 131.59            | 95.70             |
| 1927 | 0.61           | 4.29             | 11.99            | 26.10             | 126.74            | 92.17             |
| 1928 | 0.57           | 4.01             | 11.18            | 24.40             | 118.48            | 86.17             |
| 1929 | 0.55           | 3.91             | 10.94            | 23.80             | 115.57            | 84.05             |
| 1930 | 0.53           | 3.75             | 10.44            | 22.80             | 110.71            | 80.52             |
| 1931 | 0.50           | 3.53             | 9.33             | 21.50             | 104.40            | 75.93             |
| 1932 | 0.48           | 3.35             | 6.16             | 20.40             | 99.06             | 72.04             |
| 1933 | 0.46           | 3.27             | 9.52             | 19.90             | 96.63             | 70.28             |
| 1934 | 0.47           | 3.33             | 9.52             | 20.30             | 98.57             | 71.69             |
| 1935 | 0.48           | 3.38             | 9.52             | 20.60             | 100.00            | 72.75             |
| 1936 | 0.51           | 3.56             | 10.52            | 21.70             | 105.37            | 76.63             |
| 1937 | 0.54           | 3.78             | 10.65            | 23.00             | 111.68            | 81.23             |
| 1938 | 0.54           | 3.81             | 10.51            | 23.20             | 112.66            | 81.93             |
| 1939 | 0.53           | 3.75             | 11.30            | 22.80             | 110.71            | 80.52             |
| 1940 | 0.58           | 4.06             | 12.24            | 24.70             | 119.94            | 87.23             |
| 1941 | 0.62           | 4.40             | 13.73            | 26.80             | 130.14            | 94.65             |
| 1942 | 0.70           | 4.94             | 15.12            | 30.10             | 146.16            | 106.30            |
| 1943 | 0.76           | 5.39             | 17.30            | 32.80             | 159.27            | 115.83            |
| 1944 | 0.88           | 6.18             | 19.22            | 37.60             | 182.58            | 132.79            |
| 1945 | 0.98           | 6.88             | 21.03            | 41.90             | 203.46            | 147.97            |
| 1946 | 1.07           | 7.54             | 27.17            | 45.90             | 222.88            | 162.10            |
| 1947 | 1.38           | 9.76             | 35.57            | 59.40             | 288.44            | 209.77            |
| 1948 | 1.81           | 12.76            | 40.84            | 77.70             | 377.30            | 274.40            |
| 1949 | 2.08           | 14.64            | 45.80            | 89.10             | 432.66            | 314.66            |
| 1950 | 2.33           | 16.43            | 50.45            | 100.00            | 485.59            | 353.15            |
| 1951 | 2.57           | 18.08            | 53.94            | 110.10            | 534.63            | 388.82            |
| 1952 | 2.74           | 19.32            | 58.84            | 117.60            | 571.05            | 415.31            |
| 1953 | 3.00           | 21.17            | 62.02            | 128.90            | 625.92            | 455.22            |
| 1954 | 3.09           | 21.76            | 64.93            | 132.50            | 643.40            | 467.93            |
| 1955 | 3.22           | 22.72            | 68.49            | 138.29            | 671.52            | 488.38            |
| 1956 | 3.41           | 24.01            | 73.55            | 146.20            | 709.93            | 516.31            |
| 1957 | 3.72           | 26.22            | 79.40            | 159.60            | 775.00            | 563.63            |
| 1958 | 4.05           | 28.56            | 89.49            | 173.90            | 844.43            | 614.13            |
| 1959 | 4.52           | 31.83            | 97.20            | 193.80            | 941.07            | 684.41            |
| 1960 | 4.65           | 32.77            | 100.00           | 199.50            | 968.75            | 704.55            |
| 1961 | 4.93           | 34.74            | 106.02           | 211.51            | 1,027.08          | 746.97            |
| 1962 | 5.26           | 37.07            | 113.12           | 225.67            | 1,095.83          | 796.97            |
| 1963 | 5.57           | 39.25            | 119.78           | 238.97            | 1,160.42          | 843.94            |
| 1964 | 6.12           | 43.13            | 131.61           | 262.57            | 1,275.00          | 927.27            |
| 1965 | 7.12           | 50.18            | 153.12           | 305.47            | 1,483.33          | 1,078.79          |
| 1966 | 7.76           | 54.69            | 166.88           | 332.93            | 1,616.67          | 1,175.76          |
| 1967 | 8.52           | 60.04            | 183.23           | 365.54            | 1,775.00          | 1,290.91          |
| 1968 | 10.14          | 71.46            | 218.06           | 435.04            | 2,112.50          | 1,536.36          |
| 1969 | 10.78          | 75.97            | 231.83           | 462.50            | 2,245.83          | 1,633.33          |
| 1970 | 11.32          | 79.77            | 243.44           | 485.67            | 2,358.33          | 1,715.15          |
| 1971 | 12.09          | 85.20            | 260.00           | 518.70            | 2,518.75          | 1,831.82          |
| 1972 | 12.95          | 91.26            | 278.49           | 555.60            | 2,697.92          | 1,962.12          |
| 1973 | 14.19          | 100.00           | 305.16           | 608.80            | 2,956.25          | 2,150.00          |
| 1974 | 16.58          | 116.84           | 356.56           | 711.34            | 3,454.17          | 2,512.12          |
| 1975 | 20.50          | 144.47           | 440.86           | 879.52            | 4,270.83          | 3,106.06          |
| 1976 | 27.37          | 192.88           | 588.60           | 1,174.27          | 5,702.08          | 4,146.97          |
| 1977 | 37.78          | 266.24           | 812.47           | 1,620.89          | 7,870.83          | 5,724.24          |
| 1978 | 59.63          | 420.23           | 1,282.37         | 2,558.33          | 12,422.92         | 9,034.85          |
| 1979 | 100.00         | 704.72           | 2,150.54         | 4,290.35          | 20,833.33         | 15,151.52         |
| 1980 | 159.16         | 1,121.63         | 3,422.80         | 6,828.51          | 33,158.33         | 24,115.15         |
| 1981 | 279.20         | 1,967.58         | 6,004.30         | 11,978.64         | 58,166.67         | 42,303.03         |
| 1982 | 459.17         | 3,235.87         | 9,874.62         | 19,699.98         | 95,660.42         | 69,571.21         |
| 1983 | 969.53         | 6,832.49         | 20,850.11        | 41,596.18         | 201,985.42        | 146,898.48        |
| 1984 | 2,038.04       | 14,362.51        | 43,828.82        | 87,438.95         | 424,591.67        | 308,793.94        |
| 1985 | 5,368.28       | 37,831.43        | 115,446.88       | 230,317.74        | 1,118,391.67      | 813,375.76        |
| 1986 | 9,551.10       | 67,308.67        | 205,400.00       | 409,775.16        | 1,989,812.50      | 1,447,136.36      |
| 1987 | 17,750.40      | 125,090.91       | 381,729.03       | 761,553.43        | 3,698,000.00      | 2,689,454.55      |
| 1988 | 136,137.90     | 959,393.23       | 2,927,696.77     | 5,840,785.81      | 28,362,062.50     | 20,626,954.55     |
| 1989 | 4,762,654.96   | 33,563,459.87    | 102,422,687.21   | 204,334,336.43    | 992,219,782.31    | 721,614,387.13    |
| 1990 | 369,086,708.40 | 2,601,033,885.83 | 7,937,348,567.71 | 15,835,093,736.26 | 76,893,064,249.73 | 55,922,228,545.26 |

## FUENTES:

1913-1924, Depich, W. et. al., LIMA AÑOS 30, (1985).

1925-1969, ANUARIOS Y EXTRACTOS ESTADÍSTICOS DEL PERU, (varios años).

1970-1990, Instituto Nacional de Estadística e Informática, PERU: COMPENDIO ESTADÍSTICO 1990-91.

Cuadro III.4

**VARIACION PORCENTUAL MENSUAL DEL INDICE DE PRECIOS  
AL CONSUMIDOR DE LIMA METROPOLITANA: 1937-1990  
(RESPECTO AL PERIODO ANTERIOR)**

| AÑOS | ENE  | FEB  | MAR  | ABR  | MAY  | JUN  | JUL  | AGO  | SET   | OCT  | NOV  | DIC  |
|------|------|------|------|------|------|------|------|------|-------|------|------|------|
| 1937 | 0.0  | 2.5  | 0.0  | 1.2  | 1.2  | 0.0  | 0.0  | 0.6  | 0.0   | 0.5  | 0.0  | 0.6  |
| 1938 | 1.2  | 0.6  | 0.5  | 0.0  | 0.5  | 0.5  | 0.6  | 0.5  | 1.2   | 0.0  | 0.6  | 1.2  |
| 1939 | 0.7  | 0.0  | 0.0  | 0.6  | 0.7  | 0.6  | 1.2  | 0.0  | 0.6   | 0.0  | 0.5  | 1.2  |
| 1940 | 0.6  | 0.5  | 0.6  | 0.0  | 1.1  | 1.6  | 0.6  | 1.1  | 0.0   | 0.0  | 1.6  | 1.1  |
| 1941 | 1.1  | 1.1  | 2.7  | 1.6  | 0.6  | 1.5  | 1.0  | 1.0  | 3.1   | 0.5  | 1.4  | 1.9  |
| 1942 | 1.9  | 2.4  | 0.5  | 0.5  | 0.0  | 0.4  | 0.9  | 0.4  | 0.5   | 0.0  | 0.5  | 1.3  |
| 1943 | 0.9  | 2.7  | 0.7  | 0.0  | 0.7  | 1.3  | 0.6  | 1.9  | 0.0   | 0.6  | 1.8  | 0.6  |
| 1944 | 2.4  | 0.6  | 0.0  | 1.7  | 2.9  | 1.1  | 1.7  | 1.1  | 0.0   | 0.5  | 0.0  | 0.5  |
| 1945 | 2.1  | 1.0  | 1.0  | 0.5  | 1.5  | 0.5  | 0.5  | 0.5  | 0.5   | 1.5  | 0.0  | 1.0  |
| 1946 | 0.5  | 0.0  | 0.5  | 1.4  | 0.9  | 0.9  | 0.9  | 1.4  | 0.9   | 0.9  | 1.8  | 1.7  |
| 1947 | 2.5  | 1.2  | 2.5  | 3.2  | 2.3  | 2.6  | 2.9  | 7.5  | 3.3   | 2.6  | 6.0  | 1.8  |
| 1948 | 5.0  | 0.5  | 0.9  | 0.2  | 0.2  | 0.6  | 0.5  | 1.4  | 0.4   | 1.2  | 0.8  | 1.1  |
| 1949 | 0.7  | 0.7  | 1.0  | 3.0  | 1.6  | 1.6  | 1.6  | 3.1  | 0.8   | 0.1  | 2.8  | 0.5  |
| 1950 | 1.1  | 0.8  | 0.1  | 0.3  | 1.4  | 0.3  | 0.3  | 1.1  | 0.3   | 4.6  | 1.2  | 1.0  |
| 1951 | 2.9  | 0.8  | 0.3  | 0.5  | 0.2  | 0.9  | 0.2  | 0.8  | 0.6   | 0.4  | 0.8  | 1.0  |
| 1952 | 0.3  | 0.3  | 0.8  | 0.3  | 0.7  | 0.5  | 0.9  | 1.1  | 0.5   | 0.1  | 0.8  | 0.4  |
| 1953 | 0.3  | 0.2  | 0.3  | 0.1  | 7.6  | 0.5  | 0.0  | 0.3  | 0.7   | 0.3  | 0.0  | 0.0  |
| 1954 | 0.5  | 0.5  | 0.0  | 1.0  | 0.1  | 0.2  | 0.9  | 0.2  | 0.5   | 0.7  | 0.4  | 0.2  |
| 1955 | 0.4  | 0.5  | 0.5  | 0.6  | 0.4  | 0.2  | 0.1  | 0.3  | 0.4   | 0.5  | 0.2  | 0.5  |
| 1956 | 0.8  | 0.3  | 0.4  | 0.5  | 0.5  | 0.5  | 0.7  | 0.6  | 0.7   | 0.6  | 0.1  | 0.4  |
| 1957 | 1.1  | 0.6  | 1.4  | 0.6  | 0.1  | 0.7  | 1.0  | 1.2  | 0.2   | 0.4  | 0.2  | 0.4  |
| 1958 | 1.0  | 1.7  | 0.7  | 0.4  | 0.6  | 0.9  | 1.3  | 1.7  | 0.6   | 0.4  | 1.0  | 0.4  |
| 1959 | 1.1  | 0.5  | 1.1  | 1.2  | 1.4  | 1.6  | 1.8  | 6.2  | 0.1   | 0.6  | 0.1  | 0.2  |
| 1960 | 0.7  | 0.0  | 0.0  | -0.6 | 0.2  | 0.0  | 0.7  | 1.3  | 1.0   | 1.0  | -1.0 | 0.9  |
| 1961 | 1.8  | 0.4  | 1.6  | 1.2  | 1.1  | -1.7 | 0.5  | 0.9  | 0.8   | -0.6 | 1.0  | 1.5  |
| 1962 | 1.2  | 0.8  | 0.5  | 0.4  | 0.2  | 0.4  | 0.2  | -0.8 | -0.1  | 0.9  | 0.4  | 0.6  |
| 1963 | 1.6  | 0.0  | 1.8  | 0.2  | -0.3 | -0.6 | 1.1  | 0.5  | 0.5   | 1.5  | 1.3  | 1.0  |
| 1964 | 1.5  | 0.3  | 0.6  | 0.8  | 1.0  | 0.2  | 0.8  | 1.7  | 0.2   | 0.1  | -0.1 | 3.6  |
| 1965 | 2.7  | 1.8  | 2.1  | 3.2  | 0.8  | -0.2 | 0.4  | 0.2  | -0.2  | 1.3  | 1.0  | 0.8  |
| 1966 | 0.7  | 1.2  | 0.5  | 0.6  | 0.1  | 0.3  | 1.3  | 1.4  | -0.1  | 0.8  | -0.1 | 0.7  |
| 1967 | 1.7  | 0.0  | 0.9  | 0.5  | 1.6  | 0.4  | 0.5  | 0.4  | 6.4   | 2.6  | 0.9  | 3.3  |
| 1968 | 1.5  | 0.6  | 1.1  | 0.7  | 0.8  | 2.6  | 1.3  | 0.6  | -0.4  | 0.2  | 0.0  | 0.4  |
| 1969 | 0.4  | 0.4  | 1.4  | 1.6  | 0.1  | -0.3 | -0.2 | -0.4 | -0.3  | 0.5  | 0.7  | 1.5  |
| 1970 | 0.6  | -0.4 | 0.6  | 0.4  | -0.2 | 1.1  | 0.2  | 0.4  | 0.9   | 0.8  | 0.4  | 0.7  |
| 1971 | 0.4  | 0.5  | 0.8  | 0.2  | 0.4  | 0.5  | 1.6  | 0.7  | -0.6  | 0.8  | 0.9  | 1.2  |
| 1972 | 0.6  | 1.0  | 4.3  | -2.9 | -0.9 | 1.4  | -0.7 | 0.4  | 1.1   | 0.6  | -0.7 | 0.3  |
| 1973 | 0.9  | 1.1  | 2.0  | 0.9  | 2.2  | 1.3  | 1.0  | 0.8  | 1.5   | 0.5  | 0.8  | 0.1  |
| 1974 | 1.8  | 2.3  | 1.5  | 1.5  | 2.5  | 2.3  | 0.8  | 0.4  | 1.2   | 0.1  | 1.9  | 1.4  |
| 1975 | 2.8  | 3.6  | 1.4  | 2.0  | 1.5  | 1.7  | 4.9  | 1.4  | 1.0   | 1.0  | 0.4  | 0.2  |
| 1976 | 6.9  | 2.1  | 1.6  | 0.7  | 0.6  | 0.6  | 13.7 | 3.9  | 3.4   | 2.3  | 0.9  | 1.5  |
| 1977 | 3.5  | 1.5  | 2.1  | 1.6  | 1.8  | 7.3  | 2.9  | 2.8  | 1.5   | 1.1  | 1.5  | 1.1  |
| 1978 | 7.5  | 5.0  | 2.5  | 2.4  | 13.3 | 4.6  | 3.9  | 4.4  | 5.1   | 4.0  | 2.3  | 2.1  |
| 1979 | 5.7  | 5.2  | 5.0  | 4.9  | 3.6  | 3.0  | 7.6  | 3.0  | 4.4   | 4.0  | 3.9  | 2.0  |
| 1980 | 6.0  | 3.9  | 3.4  | 2.6  | 2.4  | 3.2  | 4.1  | 4.4  | 7.8   | 3.8  | 4.2  | 2.8  |
| 1981 | 11.7 | 4.7  | 6.4  | 3.9  | 4.4  | 3.1  | 3.7  | 3.6  | 3.0   | 4.3  | 3.8  | 3.3  |
| 1982 | 4.5  | 3.8  | 6.4  | 4.3  | 3.1  | 4.5  | 4.2  | 4.4  | 4.7   | 6.9  | 4.5  | 4.5  |
| 1983 | 7.6  | 7.8  | 9.9  | 7.8  | 5.3  | 7.8  | 8.2  | 8.8  | 6.8   | 4.9  | 4.6  | 4.5  |
| 1984 | 7.3  | 8.3  | 6.9  | 5.6  | 6.1  | 6.0  | 4.6  | 7.7  | 4.8   | 5.6  | 7.0  | 7.4  |
| 1985 | 13.9 | 9.5  | 8.1  | 12.2 | 10.9 | 11.8 | 10.3 | 10.8 | 3.5   | 3.0  | 2.7  | 2.8  |
| 1986 | 5.2  | 4.2  | 5.3  | 4.1  | 3.3  | 3.6  | 4.6  | 4.0  | 3.6   | 4.0  | 3.6  | 4.6  |
| 1987 | 6.6  | 5.6  | 5.3  | 6.6  | 5.9  | 4.7  | 7.3  | 7.4  | 6.5   | 6.4  | 7.1  | 9.6  |
| 1988 | 12.8 | 11.8 | 22.6 | 17.9 | 8.5  | 8.8  | 30.9 | 21.7 | 114.1 | 40.6 | 24.4 | 41.9 |
| 1989 | 47.3 | 42.5 | 42.0 | 48.6 | 28.6 | 23.1 | 24.6 | 25.1 | 26.9  | 23.3 | 25.8 | 33.8 |
| 1990 | 29.8 | 30.5 | 32.6 | 37.3 | 32.8 | 42.6 | 63.2 | 39.7 | 13.8  | 9.6  | 5.9  | 23.7 |

## FUENTES:

1937-1984, Banco Central de Reserva, BOLETIN MENSUAL, (varios números).

1985-1990, Instituto Nacional de Estadística e Informática, PERU: COMPENDIO ESTADISTICO 1990-91.

**Cuadro III.5**  
**INDICE DE PRECIOS AL POR MAYOR: 1913-1990**  
**(1973= 100)**

| AÑOS | INDICE GENERAL   | PRODUCTOS AGRICOLAS | PRODUCTOS PECUARIOS | MATERIALES CONSTRUCCION | MANO DE OBRA CONST.CIVIL |
|------|------------------|---------------------|---------------------|-------------------------|--------------------------|
| 1913 | 1.21             | 1.55                | 1.75                | 0.89                    | n.d                      |
| 1914 | 1.25             | 1.53                | 1.75                | 0.94                    | n.d                      |
| 1915 | 1.45             | 1.75                | 1.73                | 1.11                    | n.d                      |
| 1916 | 1.76             | 1.93                | 1.87                | 1.44                    | n.d                      |
| 1917 | 2.12             | 2.30                | 2.11                | 1.85                    | n.d                      |
| 1918 | 2.56             | 2.75                | 2.71                | 2.24                    | n.d                      |
| 1919 | 2.65             | 3.20                | 3.08                | 2.09                    | n.d                      |
| 1920 | 2.88             | 3.59                | 3.18                | 2.24                    | n.d                      |
| 1921 | 2.47             | 3.02                | 3.20                | 1.83                    | n.d                      |
| 1922 | 2.29             | 2.63                | 3.11                | 1.70                    | n.d                      |
| 1923 | 2.28             | 2.49                | 3.09                | 1.64                    | n.d                      |
| 1924 | 2.32             | 2.72                | 3.01                | 1.70                    | n.d                      |
| 1925 | 2.44             | 3.37                | 3.20                | 1.74                    | n.d                      |
| 1926 | 2.45             | 3.53                | 3.49                | 1.68                    | n.d                      |
| 1927 | 2.45             | 3.23                | 3.41                | 1.68                    | n.d                      |
| 1928 | 2.32             | 2.71                | 3.18                | 1.69                    | n.d                      |
| 1929 | 2.24             | 2.77                | 3.16                | 1.63                    | n.d                      |
| 1930 | 2.15             | 2.66                | 3.20                | 1.55                    | n.d                      |
| 1931 | 2.11             | 2.41                | 3.08                | 1.57                    | n.d                      |
| 1932 | 2.05             | 2.15                | 2.88                | 1.57                    | n.d                      |
| 1933 | 2.17             | 2.18                | 2.57                | 1.74                    | n.d                      |
| 1934 | 2.27             | 2.40                | 2.78                | 1.79                    | n.d                      |
| 1935 | 2.28             | 2.55                | 2.85                | 1.79                    | n.d                      |
| 1936 | 2.32             | 2.57                | 2.97                | 1.83                    | n.d                      |
| 1937 | 2.50             | 2.95                | 3.06                | 2.01                    | n.d                      |
| 1938 | 2.52             | 2.98                | 3.15                | 2.00                    | n.d                      |
| 1939 | 2.64             | 2.64                | 3.30                | 2.18                    | n.d                      |
| 1940 | 2.99             | 2.85                | 3.48                | 2.59                    | n.d                      |
| 1941 | 3.52             | 3.44                | 3.86                | 3.09                    | n.d                      |
| 1942 | 4.40             | 4.06                | 4.22                | 4.03                    | n.d                      |
| 1943 | 5.05             | 4.65                | 5.11                | 4.64                    | n.d                      |
| 1944 | 5.23             | 5.44                | 5.85                | 4.66                    | n.d                      |
| 1945 | 5.46             | 5.78                | 6.74                | 4.66                    | n.d                      |
| 1946 | 5.88             | 6.14                | 7.78                | 4.90                    | n.d                      |
| 1947 | 7.92             | 8.93                | 10.51               | 6.41                    | n.d                      |
| 1948 | 9.94             | 12.51               | 12.23               | 7.97                    | n.d                      |
| 1949 | 13.88            | 16.81               | 15.70               | 11.96                   | n.d                      |
| 1950 | 16.17            | 19.18               | 19.76               | 13.33                   | n.d                      |
| 1951 | 18.97            | 20.95               | 20.50               | 17.00                   | n.d                      |
| 1952 | 20.01            | 23.85               | 22.20               | 17.32                   | n.d                      |
| 1953 | 20.26            | 24.62               | 25.50               | 16.62                   | n.d                      |
| 1954 | 22.35            | 25.90               | 27.44               | 18.48                   | n.d                      |
| 1955 | 23.33            | 27.04               | 28.65               | 20.11                   | n.d                      |
| 1956 | 24.78            | 28.23               | 29.91               | 22.31                   | n.d                      |
| 1957 | 26.49            | 29.48               | 31.23               | 21.04                   | n.d                      |
| 1958 | 28.88            | 30.77               | 32.60               | 26.43                   | n.d                      |
| 1959 | 33.73            | 32.13               | 34.04               | 30.32                   | n.d                      |
| 1960 | 34.54            | 33.54               | 35.53               | 32.83                   | 21.90                    |
| 1961 | 34.80            | 34.17               | 35.42               | 33.89                   | 28.00                    |
| 1962 | 37.71            | 35.31               | 40.11               | 36.96                   | 28.40                    |
| 1963 | 40.44            | 39.90               | 40.99               | 40.47                   | 33.70                    |
| 1964 | 41.80            | 41.13               | 42.48               | 41.88                   | 39.90                    |
| 1965 | 46.10            | 44.61               | 47.59               | 46.58                   | 46.20                    |
| 1966 | 53.40            | 51.88               | 54.93               | 49.46                   | 51.00                    |
| 1967 | 53.64            | 52.34               | 54.93               | 56.73                   | 57.50                    |
| 1968 | 65.14            | 64.95               | 65.32               | 69.94                   | 64.80                    |
| 1969 | 74.35            | 74.09               | 74.62               | 74.63                   | 69.70                    |
| 1970 | 78.52            | 78.24               | 78.80               | 78.80                   | 73.90                    |
| 1971 | 83.74            | 84.26               | 83.21               | 83.22                   | 79.60                    |
| 1972 | 87.88            | 87.89               | 87.87               | 87.88                   | 88.80                    |
| 1973 | 100.00           |                     | 100.00 (*)          | 100.00                  | 100.00                   |
| 1974 | 116.80           |                     | 115.50              | 110.60                  | 113.70                   |
| 1975 | 144.70           |                     | 143.60              | 126.70                  | 137.70                   |
| 1976 | 200.40           |                     | 194.80              | 207.60                  | 178.30                   |
| 1977 | 293.60           |                     | 272.40              | 299.10                  | 268.70                   |
| 1978 | 516.60           |                     | 394.40              | 489.80                  | 385.10                   |
| 1979 | 880.30           |                     | 692.50              | 1,007.90                | 551.20                   |
| 1980 | 1,347.60         |                     | 1,234.50            | 1,646.40                | 876.50                   |
| 1981 | 2,265.40         |                     | 2,187.00            | 2,925.10                | 1,549.30                 |
| 1982 | 3,541.00         |                     | 3,230.20            | 5,057.50                | 2,685.70                 |
| 1983 | 7,546.60         |                     | 6,860.50            | 12,111.00               | 4,456.90                 |
| 1984 | 16,610.60        |                     | 14,385.10           | 25,451.70               | 7,816.50                 |
| 1985 | 45,499.50        |                     | 33,533.60           | 68,467.50               | 19,319.80                |
| 1986 | 72,934.70        |                     | 75,269.50           | 94,843.60               | 45,708.60                |
| 1987 | 110,477.90       |                     | 128,695.45          | 146,144.20              | 91,084.00                |
| 1988 | 804,120.60       |                     | 585,713.10          | 1,423,630.30            | 482,346.50               |
| 1989 | 20,989,819.70    |                     | 14,849,825.50       | 34,441,476.00           | 7,938,717.40             |
| 1990 | 1,392,464,638.90 |                     | 872,531,196.90      | 1,951,660,679.02        | 759,020,770.61           |

NOTA:

(\*) Desde 1973 se presenta un índice común para los sectores agrícola y pecuario.

FUENTES:

1913-1936, Derpich, W. et. al., LIMA AÑOS 30, (1985).

1937-1959, ANUARIO ESTADISTICO DEL PERU, (varios años).

1960-1990, Instituto Nacional de Estadística e Informática, PERU: COMPENDIO ESTADISTICO, (varios años).

Cuadro III.6

PRECIOS NOMINALES DE PRINCIPALES PRODUCTOS: 1913-1990  
(SOLES CORRIENTES) (1)

| AÑOS | ACEITE COMESTIBLE (KILO) * | ARROZ CO-RRIENTE (KILO) | AZUCAR BLANCA (KILO) | CARNE DE VACA (KILO) | FIDEOS A GRANEL (KILO) | LECHE EVA-PORADA (LATA) | PAPA BLANCA (KILO) | PAN FRANCES (KILO) |
|------|----------------------------|-------------------------|----------------------|----------------------|------------------------|-------------------------|--------------------|--------------------|
| 1913 | 0.65                       | 0.20                    | 0.13                 | 0.70                 | 0.30                   | 0.25                    | 0.12               | 0.28               |
| 1914 | 0.65                       | 0.22                    | 0.16                 | 0.70                 | 0.33                   | 0.28                    | 0.12               | 0.28               |
| 1915 | 0.80                       | 0.20                    | 0.20                 | 0.75                 | 0.38                   | 0.30                    | 0.10               | 0.31               |
| 1916 | 0.85                       | 0.25                    | 0.26                 | 0.73                 | 0.38                   | 0.34                    | 0.12               | 0.33               |
| 1917 | 0.90                       | 0.35                    | 0.24                 | 0.83                 | 0.44                   | 0.42                    | 0.17               | 0.35               |
| 1918 | 1.06                       | 0.34                    | 0.24                 | 1.05                 | 0.46                   | 0.40                    | 0.23               | 0.40               |
| 1919 | 1.24                       | 0.33                    | 0.24                 | 1.40                 | 0.54                   | 0.40                    | 0.19               | 0.44               |
| 1920 | 1.28                       | 0.51                    | 0.24                 | 1.35                 | 0.61                   | 0.42                    | 0.21               | 0.62               |
| 1921 | 0.87                       | 0.41                    | 0.26                 | 1.21                 | 0.62                   | 0.46                    | 0.17               | 0.53               |
| 1922 | 0.70                       | 0.39                    | 0.28                 | 1.22                 | 0.60                   | 0.42                    | 0.16               | 0.48               |
| 1923 | 0.66                       | 0.36                    | 0.29                 | 1.17                 | 0.49                   | 0.35                    | 0.17               | 0.44               |
| 1924 | 0.67                       | 0.38                    | 0.24                 | 1.20                 | 0.48                   | 0.33                    | 0.17               | 0.45               |
| 1925 | 0.79                       | 0.37                    | 0.28                 | 1.30                 | 0.51                   | 0.34                    | 0.26               | 0.43               |
| 1926 | 0.84                       | 0.40                    | 0.26                 | 1.32                 | 0.53                   | 0.38                    | 0.21               | 0.39               |
| 1927 | 0.88                       | 0.41                    | 0.33                 | 1.37                 | 0.51                   | 0.40                    | 0.19               | 0.40               |
| 1928 | 0.98                       | 0.38                    | 0.28                 | 1.16                 | 0.52                   | 0.40                    | 0.20               | 0.34               |
| 1929 | 1.00                       | 0.43                    | 0.24                 | 1.09                 | 0.55                   | 0.40                    | 0.16               | 0.34               |
| 1930 | 0.95                       | 0.43                    | 0.22                 | 1.07                 | 0.52                   | 0.41                    | 0.14               | 0.35               |
| 1931 | 0.97                       | 0.43                    | 0.21                 | 0.99                 | 0.49                   | 0.44                    | 0.14               | 0.33               |
| 1932 | 0.90                       | 0.37                    | 0.19                 | 1.00                 | 0.45                   | 0.43                    | 0.14               | 0.34               |
| 1933 | 0.90                       | 0.36                    | 0.24                 | 0.95                 | 0.40                   | 0.40                    | 0.14               | 0.34               |
| 1934 | 0.91                       | 0.35                    | 0.24                 | 1.03                 | 0.42                   | 0.41                    | 0.14               | 0.36               |
| 1935 | 1.00                       | 0.42                    | 0.22                 | 1.04                 | 0.41                   | 0.39                    | 0.14               | 0.33               |
| 1936 | 0.99                       | 0.45                    | 0.27                 | 1.07                 | 0.47                   | 0.37                    | 0.12               | 0.40               |
| 1937 | 1.00                       | 0.46                    | 0.26                 | 1.08                 | 0.53                   | 0.35                    | 0.15               | 0.52               |
| 1938 | 0.90                       | 0.46                    | 0.27                 | 1.10                 | 0.52                   | 0.39                    | 0.17               | 0.48               |
| 1939 | 0.90                       | 0.46                    | 0.27                 | 1.10                 | 0.50                   | 0.43                    | 0.16               | 0.41               |
| 1940 | 0.96                       | 0.46                    | 0.28                 | 1.17                 | 0.55                   | 0.57                    | 0.17               | 0.50               |
| 1941 | 1.00                       | 0.46                    | 0.28                 | 0.36                 | 0.61                   | 0.59                    | 0.18               | 0.58               |
| 1942 | 1.00                       | 0.46                    | 0.30                 | 1.56                 | 0.66                   | 0.64                    | 0.21               | 0.62               |
| 1943 | 1.00                       | 0.48                    | 0.30                 | 1.85                 | 0.69                   | 0.70                    | 0.30               | 0.66               |
| 1944 | 1.65                       | 0.48                    | 0.30                 | 1.98                 | 0.79                   | 0.78                    | 0.35               | 0.77               |
| 1945 | 1.65                       | 0.48                    | 0.30                 | 2.26                 | 0.89                   | 0.80                    | 0.32               | 0.95               |
| 1946 | 1.62                       | 0.45                    | 0.30                 | 2.34                 | 0.91                   | 0.81                    | 0.30               | 1.05               |
| 1947 | 2.97                       | 0.63                    | 0.35                 | 2.82                 | 1.19                   | 0.87                    | 0.50               | 1.33               |
| 1948 | 3.50                       | 0.90                    | 0.47                 | 7.70                 | 1.72                   | 1.03                    | 0.83               | 2.00               |
| 1949 | 3.41                       | 1.08                    | 0.58                 | 3.90                 | 1.72                   | 1.31                    | 1.23               | 2.00               |
| 1950 | 2.93                       | 1.44                    | 0.91                 | 5.43                 | 0.98                   | 1.94                    | 1.24               | 2.31               |
| 1951 | 3.17                       | 2.18                    | 1.22                 | 5.55                 | 2.74                   | 2.10                    | 1.60               | 3.00               |
| 1952 | 2.78                       | 2.18                    | 1.37                 | 5.76                 | 2.74                   | 2.24                    | 1.66               | 3.00               |
| 1953 | 3.26                       | 2.18                    | 1.42                 | 9.44                 | 2.74                   | 2.40                    | 1.55               | 3.00               |
| 1954 | 3.18                       | 2.20                    | 1.47                 | 9.77                 | 3.35                   | 2.40                    | 1.61               | 3.32               |
| 1955 | 4.81                       | 2.20                    | 1.60                 | 9.55                 | 3.40                   | 2.63                    | 1.50               | 3.41               |
| 1956 | 5.04                       | 2.20                    | 1.65                 | 9.70                 | 3.50                   | 2.70                    | 1.57               | 3.42               |
| 1957 | 5.05                       | 2.43                    | 1.70                 | 10.04                | 3.55                   | 2.86                    | 2.03               | 3.75               |
| 1958 | 5.43                       | 2.60                    | 1.70                 | 10.95                | 4.05                   | 3.19                    | 1.88               | 3.75               |
| 1959 | 5.92                       | 2.95                    | 2.00                 | 12.78                | 4.89                   | 3.75                    | 2.03               | 4.52               |
| 1960 | 5.09                       | 3.30                    | 2.02                 | 17.30                | 5.23                   | 4.02                    | 2.27               | 5.00               |
| 1961 | 5.49                       | 3.30                    | 2.20                 | 17.72                | 5.29                   | 4.20                    | 2.42               | 5.00               |
| 1962 | 5.74                       | 3.30                    | 2.30                 | 17.77                | 5.28                   | 4.20                    | 2.56               | 5.00               |
| 1963 | 5.75                       | 3.71                    | 2.50                 | 16.89                | 5.72                   | 4.28                    | 2.83               | 5.54               |
| 1964 | 6.39                       | 4.23                    | 2.80                 | 19.23                | 6.54                   | 4.30                    | 2.31               | 6.06               |
| 1965 | 7.05                       | 4.27                    | 3.21                 | 24.41                | 6.62                   | 4.45                    | 3.00               | 6.25               |
| 1966 | 7.20                       | 4.30                    | 3.45                 | 26.24                | 7.01                   | 4.69                    | 4.31               | 6.25               |
| 1967 | 7.75                       | 6.50                    | 4.55                 | 30.97                | 8.10                   | 5.46                    | 3.01               | 7.03               |
| 1968 | 9.07                       | 8.20                    | 5.65                 | 38.33                | 9.72                   | 7.31                    | 3.62               | 8.75               |
| 1969 | 9.29                       | 8.80                    | 5.65                 | 36.86                | 9.80                   | 7.31                    | 4.61               | 8.75               |
| 1970 | 9.39                       | 8.80                    | 5.65                 | 38.76                | 9.81                   | 7.39                    | 4.06               | 8.75               |
| 1971 | 9.34                       | 8.80                    | 5.65                 | 47.74                | 9.92                   | 6.90                    | 3.96               | 8.75               |
| 1972 | 9.38                       | 8.80                    | 5.65                 | 40.75                | 10.32                  | 7.48                    | 5.11               | 8.75               |
| 1973 | 22.25                      | 8.80                    | 5.65                 | 63.24                | 10.97                  | 7.90                    | 8.12               | 8.75               |
| 1974 | 23.00                      | 10.56                   | 5.65                 | 87.43                | 14.80                  | 9.18                    | 5.47               | 12.50              |
| 1975 | 35.47                      | 13.30                   | 5.65                 | 102.03               | 18.26                  | 12.25                   | 9.71               | 16.30              |
| 1976 | 46.29                      | 20.00                   | 9.96                 | 36.10                | 23.75                  | 14.24                   | 9.39               | 23.70              |
| 1977 | 68.00                      | 28.00                   | 20.00                | 186.82               | 32.70                  | 20.70                   | 21.48              | 28.80              |
| 1978 | 184.00                     | 39.52                   | 37.55                | 329.70               | 74.45                  | 47.81                   | 19.95              | 55.00              |
| 1979 | 278.05                     | 80.00                   | 68.20                | 549.23               | 128.27                 | 75.00                   | 64.36              | 95.00              |
| 1980 | 430                        | 100                     | 100                  | 1,260                | 150                    | 100                     | 89                 | 105                |
| 1981 | 590                        | 170                     | 210                  | 1,920                | 250                    | 250                     | 110                | 204                |
| 1982 | 980                        | 290                     | 320                  | 3,200                | 430                    | 360                     | 187                | 278                |
| 1983 | 3,320                      | 710                     | 1,000                | 6,360                | 1,410                  | 830                     | 690                | 720                |
| 1984 | 5,920                      | 1,240                   | 1,210                | 10,130               | 2,380                  | 1,260                   | 780                | 1,690              |
| 1985 | 16,850                     | 2,890                   | 2,480                | 24,960               | 7,080                  | 3,290                   | 1,600              | 3,740              |
| 1986 | 18,010                     | 4,010                   | 3,700                | 52,470               | 9,700                  | 5,200                   | 4,630              | 6,880              |
| 1987 | 22,470                     | 6,800                   | 7,550                | 98,710               | 13,420                 | 7,920                   | 6,000              | 10,630             |
| 1988 | 152,970                    | 37,770                  | 60,050               | 576,430              | 91,090                 | 68,070                  | 32,310             | 61,680             |
| 1989 | 4,275,840                  | 1,715,780               | 1,769,450            | 14,262,540           | 2,478,080              | 1,285,880               | 1,347,250          | 3,619,410          |
| 1990 | 267,327,200                | 95,574,060              | 133,851,250          | 911,764,980          | 227,914,770            | 137,493,730             | 60,356,330         | 288,548,360        |

## NOTAS:

(1) Dado el pequeño valor de las cifras para los períodos más antiguos, las mismas se han dejado en soles, (1 Nuevo Sol= 1,000,000,000 Soles).

(\*) A partir de 1960 el aceite comestible se presenta en litros.

## FUENTES:

1913-1924, Derpich, W. et. al., LIMA AÑOS 30, (1985).

1925-1969, ANUARIOS Y EXTRACTOS ESTADÍSTICOS DEL PERU, (varios años).

1970-1990, Instituto Nacional de Estadística e Informática, PERU: COMPENDIO ESTADÍSTICO, (varios años).

Cuadro III.7

PRECIOS REALES DE PRINCIPALES PRODUCTOS: 1913-1990  
(SOLES CONSTANTES DE 1979)

| AÑOS | ACEITE COMESTIBLE (KILO)* | ARROZ CORRIENTE (KILO) | AZUCAR BLANCA (KILO) | CARNE DE VACA (KILO) | FIDEOS A GRANEL (KILO) | LECHE EVAPORADA (LATA) | PAPA BLANCA (KILO) | PAN FRANCÉS (KILO) |
|------|---------------------------|------------------------|----------------------|----------------------|------------------------|------------------------|--------------------|--------------------|
| 1913 | 206.57                    | 63.56                  | 41.31                | 222.46               | 95.34                  | 79.45                  | 38.14              | 88.98              |
| 1914 | 199.19                    | 67.42                  | 49.03                | 214.52               | 101.13                 | 85.81                  | 36.77              | 85.81              |
| 1915 | 227.30                    | 56.83                  | 56.83                | 213.10               | 107.97                 | 85.24                  | 28.41              | 88.08              |
| 1916 | 227.92                    | 67.04                  | 69.72                | 195.75               | 101.90                 | 91.17                  | 32.18              | 88.49              |
| 1917 | 202.16                    | 78.62                  | 53.91                | 186.44               | 98.84                  | 94.34                  | 38.19              | 78.62              |
| 1918 | 205.78                    | 66.01                  | 46.59                | 203.84               | 89.30                  | 77.65                  | 44.65              | 77.65              |
| 1919 | 210.28                    | 55.96                  | 40.70                | 237.41               | 91.57                  | 67.83                  | 32.22              | 74.61              |
| 1920 | 194.05                    | 77.32                  | 36.38                | 204.66               | 92.48                  | 63.67                  | 31.84              | 93.99              |
| 1921 | 139.28                    | 65.64                  | 41.62                | 193.71               | 99.25                  | 73.64                  | 27.21              | 84.85              |
| 1922 | 117.31                    | 65.36                  | 46.93                | 204.46               | 100.55                 | 70.39                  | 26.81              | 80.44              |
| 1923 | 116.53                    | 63.56                  | 51.20                | 206.57               | 86.51                  | 61.80                  | 30.01              | 77.69              |
| 1924 | 114.07                    | 64.70                  | 40.86                | 204.30               | 81.72                  | 56.18                  | 28.94              | 76.61              |
| 1925 | 125.53                    | 58.79                  | 44.49                | 206.57               | 81.04                  | 54.03                  | 41.31              | 68.33              |
| 1926 | 132.98                    | 63.33                  | 41.16                | 208.98               | 83.91                  | 60.16                  | 33.25              | 61.74              |
| 1927 | 144.66                    | 67.40                  | 54.25                | 225.20               | 83.83                  | 65.75                  | 31.23              | 65.75              |
| 1928 | 172.32                    | 66.82                  | 49.23                | 203.97               | 91.43                  | 70.33                  | 35.17              | 59.78              |
| 1929 | 180.27                    | 77.51                  | 43.26                | 196.49               | 99.15                  | 72.11                  | 28.84              | 61.29              |
| 1930 | 178.76                    | 80.91                  | 41.40                | 201.35               | 97.85                  | 77.15                  | 26.34              | 65.86              |
| 1931 | 193.56                    | 85.81                  | 41.91                | 197.56               | 97.78                  | 87.80                  | 27.94              | 65.85              |
| 1932 | 189.28                    | 77.82                  | 39.96                | 210.31               | 94.64                  | 90.43                  | 29.44              | 71.51              |
| 1933 | 194.04                    | 77.61                  | 51.74                | 204.82               | 86.24                  | 86.24                  | 30.18              | 73.30              |
| 1934 | 192.33                    | 73.97                  | 50.72                | 217.69               | 88.77                  | 86.65                  | 29.59              | 76.08              |
| 1935 | 208.27                    | 87.47                  | 45.82                | 216.60               | 85.39                  | 81.22                  | 29.16              | 68.73              |
| 1936 | 195.73                    | 88.97                  | 53.38                | 211.55               | 92.92                  | 73.15                  | 23.73              | 79.08              |
| 1937 | 186.54                    | 85.81                  | 48.50                | 201.46               | 0.00                   | 65.29                  | 27.98              | 97.00              |
| 1938 | 166.44                    | 85.07                  | 49.93                | 203.42               | 96.16                  | 72.12                  | 31.44              | 88.77              |
| 1939 | 169.36                    | 86.56                  | 50.81                | 206.99               | 94.09                  | 80.91                  | 30.11              | 77.15              |
| 1940 | 166.75                    | 79.90                  | 48.64                | 203.23               | 95.53                  | 99.01                  | 29.53              | 86.85              |
| 1941 | 160.09                    | 73.64                  | 44.82                | 57.63                | 97.65                  | 94.45                  | 28.82              | 92.85              |
| 1942 | 142.54                    | 65.57                  | 42.76                | 222.36               | 94.07                  | 91.22                  | 29.93              | 88.37              |
| 1943 | 130.80                    | 62.79                  | 39.24                | 241.99               | 90.25                  | 91.56                  | 39.24              | 86.33              |
| 1944 | 188.27                    | 54.77                  | 34.23                | 225.93               | 90.14                  | 89.00                  | 39.94              | 87.86              |
| 1945 | 168.95                    | 49.15                  | 30.72                | 231.41               | 91.13                  | 81.92                  | 32.77              | 97.28              |
| 1946 | 151.42                    | 42.06                  | 28.04                | 218.72               | 85.06                  | 75.71                  | 28.04              | 98.15              |
| 1947 | 214.52                    | 45.50                  | 25.28                | 203.68               | 85.95                  | 62.84                  | 36.11              | 96.06              |
| 1948 | 193.26                    | 49.70                  | 25.95                | 425.17               | 94.97                  | 56.87                  | 45.83              | 110.43             |
| 1949 | 164.20                    | 52.00                  | 27.93                | 187.79               | 82.82                  | 63.08                  | 59.23              | 96.30              |
| 1950 | 125.71                    | 61.78                  | 39.04                | 232.97               | 42.05                  | 83.23                  | 53.20              | 99.11              |
| 1951 | 123.53                    | 84.95                  | 47.54                | 216.27               | 106.77                 | 81.83                  | 62.35              | 116.90             |
| 1952 | 101.42                    | 79.53                  | 49.98                | 210.14               | 99.96                  | 81.72                  | 60.56              | 109.45             |
| 1953 | 108.51                    | 72.56                  | 47.26                | 314.20               | 91.20                  | 79.88                  | 51.59              | 99.85              |
| 1954 | 102.97                    | 71.24                  | 47.60                | 316.35               | 108.47                 | 77.71                  | 52.13              | 107.50             |
| 1955 | 149.23                    | 68.25                  | 49.64                | 296.28               | 105.48                 | 81.59                  | 46.54              | 105.79             |
| 1956 | 147.90                    | 64.56                  | 48.42                | 284.65               | 102.71                 | 79.23                  | 46.07              | 100.36             |
| 1957 | 135.75                    | 65.32                  | 45.70                | 269.89               | 95.43                  | 76.88                  | 54.57              | 100.81             |
| 1958 | 133.97                    | 64.15                  | 41.94                | 270.15               | 99.92                  | 78.70                  | 46.38              | 92.52              |
| 1959 | 131.06                    | 65.31                  | 44.28                | 282.92               | 108.25                 | 83.02                  | 44.94              | 100.06             |
| 1960 | 109.46                    | 70.97                  | 43.44                | 372.04               | 112.47                 | 86.45                  | 48.82              | 107.53             |
| 1961 | 111.36                    | 66.94                  | 44.62                | 359.43               | 107.30                 | 85.19                  | 49.09              | 101.42             |
| 1962 | 109.13                    | 62.74                  | 43.73                | 337.83               | 100.38                 | 79.85                  | 48.67              | 95.06              |
| 1963 | 103.23                    | 66.61                  | 44.88                | 303.23               | 102.69                 | 76.84                  | 50.81              | 99.46              |
| 1964 | 104.41                    | 69.12                  | 45.75                | 314.22               | 106.86                 | 70.26                  | 37.75              | 99.02              |
| 1965 | 99.02                     | 59.97                  | 45.08                | 342.84               | 92.98                  | 62.50                  | 42.13              | 87.78              |
| 1966 | 92.78                     | 55.41                  | 44.46                | 338.14               | 90.34                  | 60.44                  | 55.54              | 80.54              |
| 1967 | 90.96                     | 76.29                  | 53.40                | 363.50               | 95.07                  | 64.08                  | 35.33              | 82.51              |
| 1968 | 89.45                     | 80.87                  | 55.72                | 378.01               | 95.86                  | 72.09                  | 35.70              | 86.29              |
| 1969 | 86.18                     | 81.63                  | 52.41                | 341.93               | 90.91                  | 67.81                  | 42.76              | 81.17              |
| 1970 | 82.95                     | 77.74                  | 49.91                | 342.40               | 86.66                  | 65.28                  | 35.87              | 77.30              |
| 1971 | 77.25                     | 72.79                  | 46.73                | 394.87               | 82.05                  | 57.07                  | 32.75              | 72.37              |
| 1972 | 72.43                     | 67.95                  | 43.63                | 314.67               | 79.69                  | 57.76                  | 39.46              | 67.57              |
| 1973 | 156.80                    | 62.02                  | 39.82                | 445.67               | 77.31                  | 55.67                  | 57.22              | 61.66              |
| 1974 | 138.72                    | 63.69                  | 34.08                | 527.32               | 89.26                  | 55.37                  | 32.99              | 75.39              |
| 1975 | 173.02                    | 64.88                  | 27.56                | 497.71               | 89.07                  | 59.76                  | 47.37              | 79.51              |
| 1976 | 169.13                    | 73.07                  | 36.39                | 131.90               | 86.77                  | 52.03                  | 34.31              | 86.59              |
| 1977 | 179.99                    | 74.11                  | 52.94                | 494.49               | 86.55                  | 54.79                  | 56.86              | 76.23              |
| 1978 | 308.57                    | 66.28                  | 62.97                | 552.91               | 124.85                 | 80.18                  | 33.46              | 92.24              |
| 1979 | 278.05                    | 80.00                  | 68.20                | 549.23               | 128.27                 | 75.00                  | 64.36              | 95.00              |
| 1980 | 270.17                    | 62.83                  | 62.83                | 791.66               | 94.24                  | 62.83                  | 56.04              | 65.97              |
| 1981 | 211.32                    | 60.89                  | 75.21                | 687.68               | 89.54                  | 89.54                  | 39.55              | 73.21              |
| 1982 | 213.43                    | 63.16                  | 69.69                | 696.91               | 93.65                  | 78.40                  | 40.73              | 60.54              |
| 1983 | 342.43                    | 73.23                  | 103.14               | 655.99               | 145.43                 | 85.61                  | 71.17              | 74.26              |
| 1984 | 290.48                    | 60.84                  | 59.37                | 497.05               | 116.78                 | 61.82                  | 38.27              | 82.92              |
| 1985 | 313.88                    | 53.83                  | 46.20                | 464.95               | 131.89                 | 61.29                  | 29.80              | 69.67              |
| 1986 | 188.56                    | 41.98                  | 38.74                | 549.36               | 101.56                 | 54.44                  | 48.48              | 72.03              |
| 1987 | 126.59                    | 38.31                  | 42.53                | 556.10               | 75.60                  | 44.62                  | 33.80              | 59.89              |
| 1988 | 112.36                    | 27.74                  | 44.11                | 423.42               | 66.91                  | 50.00                  | 23.73              | 45.31              |
| 1989 | 89.78                     | 36.03                  | 37.15                | 299.47               | 52.03                  | 27.00                  | 28.29              | 76.00              |
| 1990 | 72.43                     | 25.89                  | 36.27                | 247.03               | 61.75                  | 37.25                  | 16.35              | 78.18              |

## NOTAS:

(1) Dado el pequeño valor de las cifras para los períodos más antiguos, las mismas se han dejado en soles, (1 Nuevo Sol= 1,000,000,000 Soles).

(\*) A partir de 1960, el aceite comestible se presenta en litros.

## FUENTES:

1913-1924, Derpich, W. et al., LIMA AÑOS 30, (1985).

1925-1969, ANUARIOS Y EXTRACTOS ESTADÍSTICOS DEL PERU, (varios años).

1970-1990, Instituto Nacional de Estadística e Informática, PERU: COMPENDIO ESTADÍSTICO, (varios años).

Cuadro III.8

**INDICES DE PRECIOS RELATIVOS DE PRINCIPALES PRODUCTOS:  
1930-1990**

| AÑOS | PAPA/FIDEO | PAPA/PAN | IPMAGRO/IPMG (*) |
|------|------------|----------|------------------|
| 1930 | 0.27       | 0.40     | 123.91           |
| 1931 | 0.29       | 0.42     | 114.31           |
| 1932 | 0.31       | 0.41     | 104.85           |
| 1933 | 0.35       | 0.41     | 100.45           |
| 1934 | 0.33       | 0.39     | 105.73           |
| 1935 | 0.34       | 0.42     | 111.95           |
| 1936 | 0.26       | 0.30     | 110.87           |
| 1937 | 0.28       | 0.29     | 118.06           |
| 1938 | 0.33       | 0.35     | 117.99           |
| 1939 | 0.32       | 0.39     | 100.17           |
| 1940 | 0.31       | 0.34     | 95.40            |
| 1941 | 0.30       | 0.31     | 97.74            |
| 1942 | 0.32       | 0.34     | 92.20            |
| 1943 | 0.43       | 0.45     | 92.05            |
| 1944 | 0.44       | 0.45     | 104.00           |
| 1945 | 0.36       | 0.34     | 105.70           |
| 1946 | 0.33       | 0.29     | 104.32           |
| 1947 | 0.42       | 0.38     | 112.82           |
| 1948 | 0.48       | 0.42     | 125.88           |
| 1949 | 0.72       | 0.62     | 121.10           |
| 1950 | 1.27       | 0.54     | 118.60           |
| 1951 | 0.58       | 0.53     | 110.40           |
| 1952 | 0.61       | 0.55     | 119.20           |
| 1953 | 0.57       | 0.52     | 121.53           |
| 1954 | 0.48       | 0.48     | 115.89           |
| 1955 | 0.44       | 0.44     | 115.89           |
| 1956 | 0.45       | 0.46     | 113.93           |
| 1957 | 0.57       | 0.54     | 111.26           |
| 1958 | 0.46       | 0.50     | 106.57           |
| 1959 | 0.42       | 0.45     | 95.25            |
| 1960 | 0.43       | 0.45     | 97.11            |
| 1961 | 0.46       | 0.48     | 98.20            |
| 1962 | 0.48       | 0.51     | 93.64            |
| 1963 | 0.49       | 0.51     | 98.65            |
| 1964 | 0.35       | 0.38     | 98.38            |
| 1965 | 0.45       | 0.48     | 96.77            |
| 1966 | 0.61       | 0.69     | 97.15            |
| 1967 | 0.37       | 0.43     | 97.58            |
| 1968 | 0.37       | 0.41     | 99.71            |
| 1969 | 0.47       | 0.53     | 99.64            |
| 1970 | 0.41       | 0.46     | 99.64            |
| 1971 | 0.40       | 0.45     | 100.63           |
| 1972 | 0.50       | 0.58     | 100.00           |
| 1973 | 0.74       | 0.93     | 100.00           |
| 1974 | 0.37       | 0.44     | 98.89            |
| 1975 | 0.53       | 0.60     | 99.24            |
| 1976 | 0.40       | 0.40     | 97.21            |
| 1977 | 0.66       | 0.75     | 92.78            |
| 1978 | 0.27       | 0.36     | 76.35            |
| 1979 | 0.50       | 0.68     | 78.67            |
| 1980 | 0.59       | 0.85     | 91.61            |
| 1981 | 0.44       | 0.54     | 96.54            |
| 1982 | 0.43       | 0.67     | 91.22            |
| 1983 | 0.49       | 0.96     | 90.91            |
| 1984 | 0.33       | 0.46     | 86.60            |
| 1985 | 0.23       | 0.43     | 73.70            |
| 1986 | 0.48       | 0.67     | 103.20           |
| 1987 | 0.45       | 0.56     | 116.49           |
| 1988 | 0.35       | 0.52     | 72.84            |
| 1989 | 0.54       | 0.37     | 70.75            |
| 1990 | 0.26       | 0.21     | 62.66            |

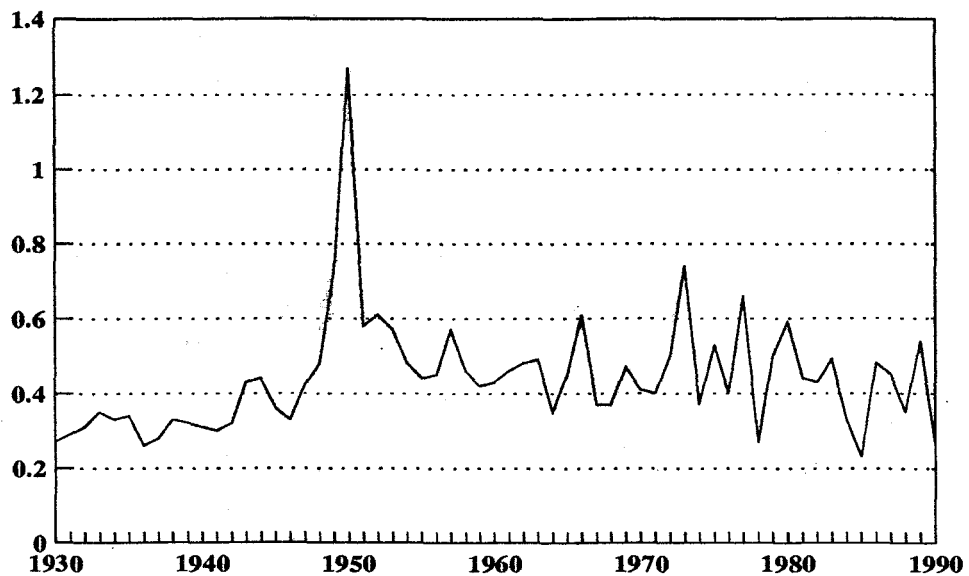
NOTA:

(\*) IPMAGRO: Índice de precios al por mayor agropecuario.  
IPMG: Índice de precios al por mayor general.

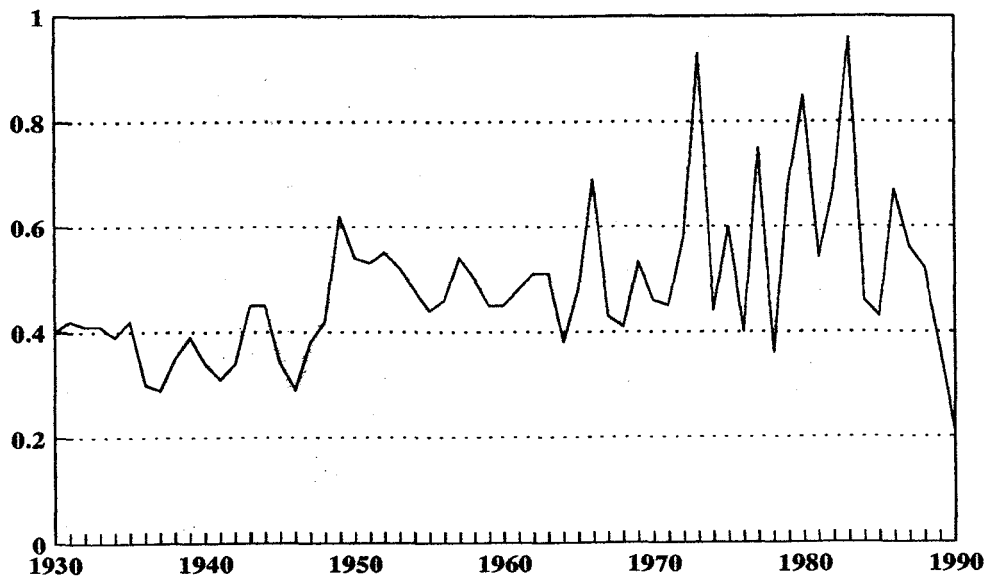
FUENTE: Cuadros III.5 y III.7.

ELABORACION: Propia.

**GRAFICO III.4**  
**PRECIOS RELATIVOS PAPA/FIDEO**  
**1930-1990**

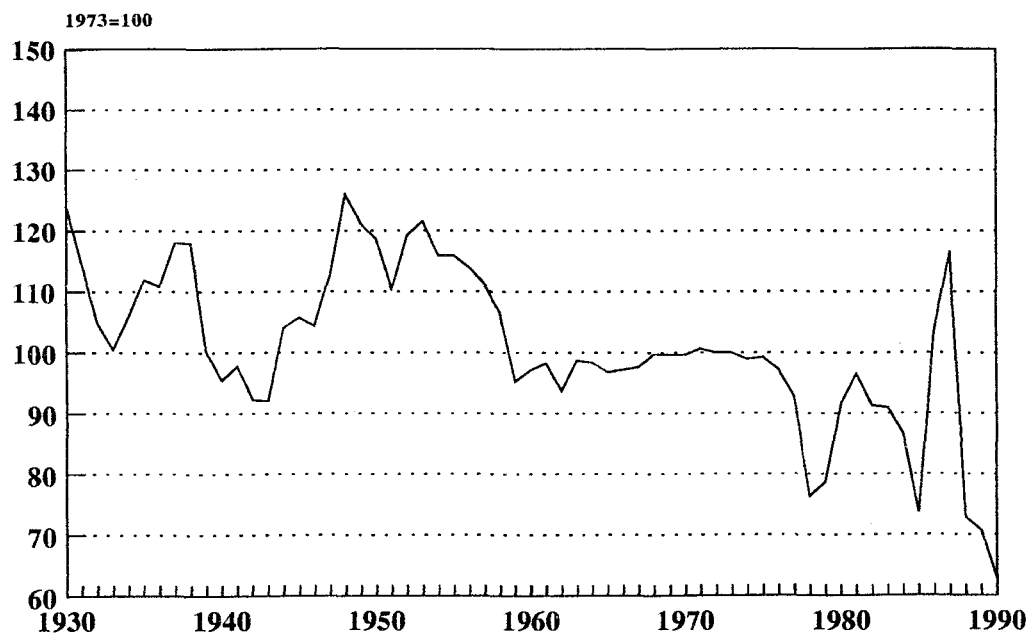


**GRAFICO III.5**  
**PRECIOS RELATIVOS PAPA/PAN**  
**1930-1990**





**GRAFICO III.6**  
**INDICE DE PRECIOS RELATIVOS:1930-90**  
**IPMAGRO/IPMG\***



\*IPMAGRO:INDICE DE PRECIOS AL POR MAYOR  
AGROPECUARIO; IPMG: INDICE DE PRECIOS  
AL POR MAYOR GENERAL

Cuadro III.9

TIPO DE CAMBIO: 1902-1990  
(SOLES/ DOLAR) (1)

| AÑOS | TIPO DE CAMBIO OFICIAL PROMEDIO | TIPO DE CAMBIO OFICIAL DE FIN DE PERIODO | COSTO REAL DEL DOLAR (2) (SOLES DE 1979) |
|------|---------------------------------|--|--|
| 1902 | 4.83                            | ---                                      | n.d                                      |
| 1903 | 4.86                            | ---                                      | n.d                                      |
| 1904 | 4.85                            | ---                                      | n.d                                      |
| 1905 | 4.85                            | ---                                      | n.d                                      |
| 1906 | 4.91                            | ---                                      | n.d                                      |
| 1907 | 4.85                            | ---                                      | n.d                                      |
| 1908 | 4.80                            | ---                                      | n.d                                      |
| 1909 | 4.78                            | ---                                      | n.d                                      |
| 1910 | 4.85                            | ---                                      | n.d                                      |
| 1911 | 4.85                            | ---                                      | n.d                                      |
| 1912 | 4.83                            | ---                                      | n.d                                      |
| 1913 | 4.77                            | ---                                      | 1,515.9                                  |
| 1914 | 4.59                            | ---                                      | 1,405.1                                  |
| 1915 | 4.24                            | ---                                      | 1,204.7                                  |
| 1916 | 4.59                            | ---                                      | 1,229.5                                  |
| 1917 | 5.05                            | ---                                      | 1,134.4                                  |
| 1918 | 5.33                            | ---                                      | 1,034.7                                  |
| 1919 | 4.80                            | ---                                      | 814.0                                    |
| 1920 | 4.42                            | ---                                      | 669.3                                    |
| 1921 | 3.64                            | ---                                      | 581.9                                    |
| 1922 | 3.78                            | ---                                      | 632.7                                    |
| 1923 | 4.14                            | ---                                      | 730.1                                    |
| 1924 | 4.04                            | ---                                      | 687.0                                    |
| 1925 | 3.99                            | ---                                      | 633.2                                    |
| 1926 | 3.71                            | ---                                      | 586.6                                    |
| 1927 | 3.74                            | ---                                      | 614.0                                    |
| 1928 | 3.94                            | ---                                      | 692.8                                    |
| 1929 | 4.00                            | ---                                      | 720.2                                    |
| 1930 | 3.40                            | ---                                      | 639.8                                    |
| 1931 | 3.59                            | ---                                      | 716.4                                    |
| 1932 | 4.69                            | ---                                      | 986.4                                    |
| 1933 | 5.31                            | ---                                      | 1,144.8                                  |
| 1934 | 4.34                            | ---                                      | 917.2                                    |
| 1935 | 4.19                            | ---                                      | 872.6                                    |
| 1936 | 4.02                            | ---                                      | 794.8                                    |
| 1937 | 3.96                            | ---                                      | 738.7                                    |
| 1938 | 4.47                            | ---                                      | 826.6                                    |
| 1939 | 5.33                            | ---                                      | 1,003.0                                  |
| 1940 | 6.17                            | ---                                      | 1,071.7                                  |
| 1941 | 6.50                            | 6.50                                     | 1,040.6                                  |
| 1942 | 6.50                            | 6.50                                     | 926.5                                    |
| 1943 | 6.50                            | 6.50                                     | 850.2                                    |
| 1944 | 6.50                            | 6.50                                     | 741.7                                    |
| 1945 | 6.50                            | 6.50                                     | 665.6                                    |
| 1946 | 6.50                            | 6.50                                     | 607.6                                    |
| 1947 | 6.50                            | 6.50                                     | 469.5                                    |
| 1948 | 6.50                            | 6.50                                     | 358.9                                    |
| 1949 | 6.50                            | 6.50                                     | 313.0                                    |
| 1950 | 15.43                           | 15.43                                    | 662.0                                    |
| 1951 | 15.18                           | 15.18                                    | 591.5                                    |
| 1952 | 15.55                           | 15.55                                    | 567.3                                    |
| 1953 | 16.94                           | 16.94                                    | 563.8                                    |
| 1954 | 19.69                           | 19.69                                    | 637.6                                    |
| 1955 | 19.18                           | 19.18                                    | 595.0                                    |
| 1956 | 19.23                           | 19.23                                    | 564.3                                    |
| 1957 | 19.07                           | 19.07                                    | 512.6                                    |
| 1958 | 23.40                           | 23.40                                    | 577.3                                    |
| 1959 | 27.64                           | 27.64                                    | 611.9                                    |

(Continuación)

| AÑOS | TIPO DE CAMBIO OFICIAL PROMEDIO | TIPO DE CAMBIO OFICIAL DE FIN DE PERIODO | COSTO REAL DEL DOLAR (2) (SOLES DE 1979) |
|------|---------------------------------|--|--|
| 1960 | 27.30                           | 26.80                                    | 587.1                                    |
| 1961 | 26.81                           | 26.81                                    | 543.8                                    |
| 1962 | 26.81                           | 26.82                                    | 509.7                                    |
| 1963 | 26.82                           | 26.82                                    | 481.5                                    |
| 1964 | 26.82                           | 26.82                                    | 438.2                                    |
| 1965 | 26.82                           | 26.82                                    | 376.7                                    |
| 1966 | 26.82                           | 26.82                                    | 345.6                                    |
| 1967 | 29.76                           | 38.70                                    | 349.3                                    |
| 1968 | 38.70                           | 38.70                                    | 381.7                                    |
| 1969 | 38.70                           | 38.70                                    | 359.0                                    |
| 1970 | 38.70                           | 38.70                                    | 341.9                                    |
| 1971 | 38.70                           | 38.70                                    | 320.1                                    |
| 1972 | 38.70                           | 38.70                                    | 298.8                                    |
| 1973 | 38.70                           | 38.70                                    | 272.7                                    |
| 1974 | 38.70                           | 38.70                                    | 233.4                                    |
| 1975 | 40.37                           | 45.00                                    | 196.9                                    |
| 1976 | 55.76                           | 69.37                                    | 203.7                                    |
| 1977 | 84.23                           | 130.38                                   | 222.9                                    |
| 1978 | 156.35                          | 196.18                                   | 262.2                                    |
| 1979 | 224.72                          | 250.12                                   | 224.7                                    |
| 1980 | 288.85                          | 341.73                                   | 181.5                                    |
| 1981 | 422.32                          | 506.97                                   | 151.3                                    |
| 1982 | 697.57                          | 989.67                                   | 151.9                                    |
| 1983 | 1,628.59                        | 2,271.17                                 | 168.0                                    |
| 1984 | 3,466.91                        | 5,695.98                                 | 170.1                                    |
| 1985 | 10,978.06                       | 13,945.00                                | 204.5                                    |
| 1986 | 13,945.00                       | 13,945.00                                | 146.0                                    |
| 1987 | 16,835.54                       | 33,000.00                                | 94.8                                     |
| 1988 | 128,830.00                      | 500,000.00                               | 94.6                                     |
| 1989 | 2,666,190.00                    | 5,261,400.00                             | 56.0                                     |
| 1990 | 187,885,630.00                  | 516,992,570.00                           | 50.9                                     |

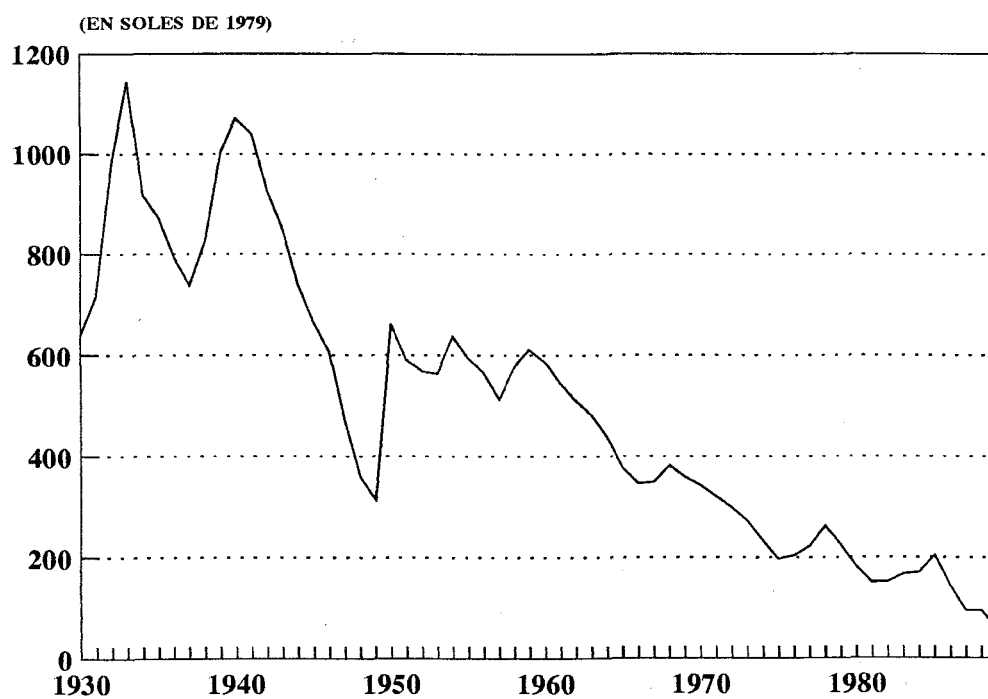
NOTAS:

- (1) Dado el pequeño valor de las cifras para los períodos más antiguos, las mismas se han dejado en soles. (1 Nuevo Sol= 1,000,000,000 Soles)  
(2) Se ha construido dividiendo el tipo de cambio entre el IPC.

FUENTES:

1902-1930, Bolsa de Comercio de Lima.  
1931-1969, Banco Central de Reserva, LA POLITICA CAMBIARIA PERUANA 1930-1975:  
UNA NOTA HISTORICA, (1982).  
1970-1990, Banco Central de Reserva, NOTA SEMANAL, (varios números).

**GRAFICO III.7**  
**INDICE DEL COSTO REAL DEL DOLAR**  
**1930-1990**



## **IV. MONETARIO**

## Cuadro CIV. 1

DEPOSITOS EN LA BANCA COMERCIAL: 1931-1990  
(MILESIMOS DE NUEVOS SOLES CORRIENTES)

| AÑOS | DEPOSITOS EN CUENTA CORRIENTE |                 |                   | DEPOSITOS A PLAZO Y CUENTAS A PLAZO |                 |                   |                     | INFORMACION REFERENCIAL (3) |                |
|------|-------------------------------|-----------------|-------------------|-------------------------------------|-----------------|-------------------|---------------------|-----------------------------|----------------|
|      | TOTAL                         | MONEDA NACIONAL | MONEDA EXTRANJERA | TOTAL                               | MONEDA NACIONAL | MONEDA EXTRANJERA | DEPOSITOS DE AHORRO | CDR(1)                      | CBM(2)         |
| 1931 | 51                            | 40              | 11                | 34                                  | 24              | 10                | 18                  | --                          | --             |
| 1932 | 54                            | 42              | 12                | 28                                  | 18              | 10                | 20                  | --                          | --             |
| 1933 | 71                            | 59              | 12                | 30                                  | 22              | 8                 | 26                  | --                          | --             |
| 1934 | 98                            | 80              | 18                | 32                                  | 23              | 9                 | 33                  | --                          | --             |
| 1935 | 108                           | 90              | 18                | 40                                  | 32              | 8                 | 40                  | --                          | --             |
| 1936 | 128                           | 109             | 19                | 46                                  | 39              | 7                 | 49                  | --                          | --             |
| 1937 | 140                           | 118             | 22                | 56                                  | 48              | 8                 | 61                  | --                          | --             |
| 1938 | 157                           | 134             | 23                | 62                                  | 55              | 7                 | 72                  | --                          | --             |
| 1939 | 173                           | 148             | 25                | 67                                  | 61              | 6                 | 84                  | --                          | --             |
| 1940 | 236                           | 203             | 33                | 80                                  | 71              | 9                 | 98                  | --                          | --             |
| 1941 | 272                           | 243             | 29                | 82                                  | 77              | 5                 | 100                 | --                          | --             |
| 1942 | 379                           | 337             | 42                | 92                                  | 89              | 3                 | 143                 | --                          | --             |
| 1943 | 492                           | 440             | 52                | 127                                 | 123             | 4                 | 198                 | --                          | --             |
| 1944 | 628                           | 554             | 74                | 141                                 | 136             | 5                 | 237                 | --                          | --             |
| 1945 | 671                           | 582             | 89                | 168                                 | 164             | 4                 | 269                 | --                          | --             |
| 1946 | 813                           | 762             | 51                | 168                                 | 165             | 3                 | 300                 | --                          | --             |
| 1947 | 958                           | 872             | 86                | 166                                 | 163             | 3                 | 326                 | --                          | --             |
| 1948 | 1,054                         | 970             | 84                | 181                                 | 178             | 3                 | 343                 | --                          | --             |
| 1949 | 1,191                         | 1,022           | 169               | 222                                 | 216             | 6                 | 401                 | --                          | --             |
| 1950 | 1,552                         | 1,259           | 293               | 292                                 | 287             | 5                 | 482                 | --                          | --             |
| 1951 | 1,822                         | 1,648           | 174               | 446                                 | 440             | 6                 | 564                 | --                          | --             |
| 1952 | 2,166                         | 1,979           | 187               | 660                                 | 641             | 19                | 673                 | --                          | --             |
| 1953 | 2,322                         | 2,109           | 213               | 708                                 | 682             | 26                | 780                 | --                          | --             |
| 1954 | 2,438                         | 2,177           | 261               | 779                                 | 740             | 39                | 909                 | --                          | --             |
| 1955 | 2,585                         | 2,301           | 284               | 1,103                               | 973             | 130               | 1,038               | --                          | --             |
| 1956 | 3,076                         | 2,764           | 312               | 1,354                               | 1,133           | 221               | 1,225               | --                          | --             |
| 1957 | 3,172                         | 2,831           | 341               | 1,606                               | 1,305           | 301               | 1,437               | --                          | --             |
| 1958 | 3,388                         | 2,831           | 557               | 1,547                               | 1,264           | 283               | 1,569               | --                          | --             |
| 1959 | 4,130                         | 3,609           | 521               | 1,544                               | 1,212           | 301               | 1,708               | --                          | --             |
| 1960 | 5,054                         | 4,507           | 547               | 2,004                               | 1,643           | 361               | 2,015               | --                          | --             |
| 1961 | 6,289                         | 5,551           | 738               | 2,318                               | 1,830           | 488               | 2,383               | --                          | --             |
| 1962 | 6,256                         | 5,482           | 774               | 3,386                               | 2,685           | 701               | 2,870               | --                          | --             |
| 1963 | 6,473                         | 5,423           | 1,052             | 4,286                               | 3,460           | 826               | 3,474               | --                          | --             |
| 1964 | 7,406                         | 6,298           | 1,178             | 5,603                               | 4,215           | 1,388             | 4,249               | --                          | --             |
| 1965 | 8,165                         | 6,885           | 1,281             | 6,591                               | 4,946           | 1,645             | 5,402               | --                          | --             |
| 1966 | 9,781                         | 7,895           | 1,886             | 5,916                               | 4,054           | 1,861             | 6,502               | --                          | --             |
| 1967 | 11,594                        | 9,173           | 2,421             | 5,655                               | 3,563           | 1,388             | 6,548               | --                          | --             |
| 1968 | 11,970                        | 9,700           | 2,270             | 5,700                               | 3,846           | 1,854             | 7,112               | --                          | --             |
| 1969 | 13,493                        | 11,550          | 1,943             | 6,145                               | 5,990           | 155               | 7,460               | --                          | --             |
| 1970 | 22,019                        | 20,202          | 1,817             | 8,656                               | 8,561           | 95                | 8,076               | --                          | --             |
| 1971 | 23,793                        | 21,850          | 1,943             | 7,462                               | 7,454           | 8                 | 9,235               | --                          | --             |
| 1972 | 25,682                        | 23,535          | 2,147             | 14,261                              | 14,252          | 9                 | 10,643              | --                          | --             |
| 1973 | 33,492                        | 31,419          | 2,073             | 16,491                              | 16,467          | 24                | 12,311              | --                          | --             |
| 1974 | 39,875                        | 37,713          | 2,162             | 16,514                              | 16,493          | 21                | 14,049              | --                          | --             |
| 1975 | 42,370                        | 39,254          | 3,116             | 15,982                              | 15,913          | 69                | 16,553              | --                          | --             |
| 1976 | 52,317                        | 49,201          | 3,116             | 10,172                              | 10,088          | 84                | 18,772              | --                          | --             |
| 1977 | 63,175                        | 58,586          | 4,589             | 15,237                              | 14,965          | 272               | 23,414              | --                          | 132            |
| 1978 | 104,058                       | 84,245          | 19,813            | 43,386                              | 16,637          | 26,749            | 31,566              | --                          | 34,093         |
| 1979 | 169,056                       | 146,412         | 22,644            | 121,819                             | 31,549          | 90,270            | 65,357              | --                          | 95,640         |
| 1980 | 367,850                       | 245,338         | 122,512           | 246,250                             | 51,953          | 194,297           | 137,170             | --                          | 274,445        |
| 1981 | 622,493                       | 362,337         | 260,156           | 454,139                             | 117,972         | 336,167           | 356,011             | --                          | 520,683        |
| 1982 | 1,092,617                     | 458,418         | 634,199           | 902,393                             | 205,521         | 696,872           | 633,131             | --                          | 1,180,155      |
| 1983 | 2,566,775                     | 976,902         | 1,589,873         | 1,850,713                           | 485,079         | 1,365,634         | 994,158             | 65,216                      | 2,537,950      |
| 1984 | 6,343,745                     | 2,128,327       | 4,215,418         | 5,032,261                           | 1,131,964       | 3,900,297         | 1,826,172           | 57,887                      | 6,469,419      |
| 1985 | 12,464,852                    | 7,741,719       | 4,723,133         | 8,435,828                           | 3,539,888       | 4,895,940         | 5,130,304           | 51,318                      | 6,812,830      |
| 1986 | 17,765,029                    | 16,421,922      | 1,343,107         | 12,927,749                          | 8,559,872       | 4,367,877         | 10,103,530          | 47,313                      | 3,630,000      |
| 1987 | 37,581,000                    | 34,229,000      | 3,352,000         | 21,505,000                          | 14,466,000      | 7,039,000         | 18,145,000          | 3,658,000                   | 6,637,000      |
| 1988 | 286,317,043                   | 197,914,181     | 88,402,862        | 202,718,097                         | 43,949,386      | 158,768,711       | 102,681,865         | 21,165,228                  | 274,706,419    |
| 1989 | 5,190,816,000                 | 3,069,879,000   | 2,120,937,000     | 6,785,141,000                       | 2,025,700,000   | 4,759,441,000     | 4,112,450,000       | 1,053,500,000               | 1,328,939,000  |
| 1990 | 280,345,125,000               | 171,407,834,000 | 108,937,291,000   | 180,990,284,000                     | 26,888,397,000  | 154,101,887,000   | 265,669,300,000     | 4,028,681,000               | 64,092,886,000 |

## NOTAS:

- (1) Certificados de depósito reajutable.
- (2) Certificados bancarios en moneda extranjera (creados en 1977).
- (3) Los CDR están incluidos en depósitos a plazo en moneda nacional; los CBME están incluidos, según corresponda, en depósitos a plazo y/o vista en moneda nacional.

FUENTE: Banco Central de Reserva, BOLETIN MENSUAL, (varios años).

CUADRO IV. 2A

PRINCIPALES CUENTAS DE LA BANCA COMERCIAL: 1915-1958  
(MILESIMOS DE NUEVOS SOLES CORRIENTES)

| AÑOS | DISPONIBILIDADES<br>EN EL PAIS | DISPONIBILIDADES<br>EN EL EXTRANJERO | INVERSIONES | COLOCACIONES | REDESCUENTOS<br>EN EL PAIS | REDESCUENTOS<br>EN EL EXTRANJERO | OBLIGACIONES<br>EN EL EXTERIOR | CAPITAL Y<br>RESERVAS | DEPOSITOS |
|------|--------------------------------|--------------------------------------|-------------|--------------|----------------------------|----------------------------------|--------------------------------|-----------------------|-----------|
| 1915 | 14.1                           | 2.1                                  | 16.8        | 51.7         | --                         | --                               | --                             | 15.8                  | 40.4      |
| 1920 | 27.9                           | 38.9                                 | 22.1        | 112.0        | --                         | --                               | --                             | 25.8                  | 145.8     |
| 1925 | 23.7                           | 21.2                                 | 26.6        | 162.5        | --                         | --                               | --                             | 30.9                  | 155.1     |
| 1930 | 18.6                           | 16.1                                 | 20.9        | 129.7        | --                         | --                               | --                             | 36.8                  | 114.5     |
| 1931 | 17.6                           | 13.1                                 | 23.1        | 117.7        | 6.1                        | --                               | 19.3                           | 40.3                  | 101.7     |
| 1932 | 18.1                           | 9.7                                  | 22.4        | 134.2        | 6.4                        | 11.1                             | 22.9                           | 38.9                  | 102.4     |
| 1933 | 52.4                           | 11.9                                 | 22.3        | 94.3         | --                         | 3.2                              | 9.2                            | 39.1                  | 126.5     |
| 1934 | 64.8                           | 13.3                                 | 23.0        | 119.1        | --                         | 6.3                              | 6.8                            | 40.1                  | 162.7     |
| 1935 | 55.6                           | 19.7                                 | 29.9        | 141.0        | --                         | 7.4                              | 4.6                            | 42.0                  | 186.6     |
| 1936 | 73.2                           | 15.1                                 | 34.6        | 177.4        | 12.4                       | 6.2                              | 7.4                            | 43.4                  | 224.8     |
| 1937 | 83.2                           | 18.5                                 | 36.7        | 192.6        | 13.8                       | 6.7                              | 4.6                            | 46.7                  | 255.6     |
| 1938 | 93.0                           | 15.0                                 | 44.2        | 216.6        | --                         | 8.4                              | 12.4                           | 49.8                  | 289.0     |
| 1939 | 91.5                           | 24.1                                 | 50.9        | 237.0        | --                         | 9.7                              | 6.8                            | 53.8                  | 319.6     |
| 1940 | 140.7                          | 20.0                                 | 58.1        | 267.9        | --                         | 1.6                              | 5.0                            | 57.1                  | 409.0     |
| 1941 | 154.2                          | 21.2                                 | 56.3        | 304.5        | --                         | 1.3                              | 5.5                            | 61.6                  | 448.0     |
| 1942 | 247.1                          | 52.4                                 | 64.2        | 327.9        | --                         | 3.2                              | 2.0                            | 64.3                  | 610.5     |
| 1943 | 314.6                          | 60.2                                 | 69.2        | 460.6        | --                         | 1.6                              | 0.7                            | 76.3                  | 812.2     |
| 1944 | 380.2                          | 75.0                                 | 77.4        | 586.4        | --                         | 5.0                              | 0.3                            | 91.8                  | 999.9     |
| 1945 | 433.5                          | 72.6                                 | 86.8        | 657.6        | --                         | 4.0                              | 2.5                            | 102.3                 | 1,106.0   |
| 1946 | 354.8                          | 58.7                                 | 101.3       | 912.3        | --                         | 0.0                              | 2.4                            | 113.4                 | 1,272.0   |
| 1947 | 409.6                          | 90.5                                 | 116.5       | 1,033.1      | --                         | 0.4                              | 2.1                            | 152.9                 | 1,442.6   |
| 1948 | 398.6                          | 89.8                                 | 120.2       | 1,186.8      | --                         | 0.0                              | 2.4                            | 168.2                 | 1,567.5   |
| 1949 | 412.3                          | 152.7                                | 126.9       | 1,419.3      | --                         | 0.0                              | 2.7                            | 195.6                 | 1,795.2   |
| 1950 | 508.7                          | 252.8                                | 142.2       | 1,754.7      | --                         | 0.0                              | 3.7                            | 217.0                 | 2,304.8   |
| 1951 | 657.6                          | 170.4                                | 174.3       | 2,295.8      | --                         | 0.0                              | 3.2                            | 353.0                 | 2,796.4   |
| 1952 | 782.0                          | 188.7                                | 188.0       | 2,936.5      | --                         | 0.0                              | 40.3                           | 433.9                 | 3,445.7   |
| 1953 | 755.3                          | 220.7                                | 239.8       | 3,309.3      | --                         | 0.0                              | 73.7                           | 509.9                 | 3,749.8   |
| 1954 | 849.1                          | 219.3                                | 283.5       | 3,544.9      | --                         | 0.0                              | 48.4                           | 539.8                 | 4,053.0   |
| 1955 | 847.9                          | 255.9                                | 342.6       | 4,232.6      | --                         | 0.0                              | 80.4                           | 586.0                 | 4,671.0   |
| 1956 | 1,129.3                        | 202.5                                | 359.9       | 4,836.5      | --                         | 0.0                              | 43.8                           | 629.4                 | 5,557.6   |
| 1957 | 1,230.2                        | 339.7                                | 515.0       | 5,244.6      | --                         | 0.0                              | 64.4                           | 751.8                 | 6,112.7   |
| 1958 | 1,345.8                        | 446.3                                | 539.4       | 5,328.0      | --                         | 0.0                              | 70.5                           | 777.2                 | 6,402.4   |

FUENTE: Banco Central de Reserva, BOLETIN MENSUAL, (varios números).

## Cuadro IV. 2B

PRINCIPALES CUENTAS DE LA BANCA COMERCIAL: 1959-1990  
(NUEVOS SOLES CORRIENTES)

| AÑOS | FONDOS DISPONIBLES (1) |                   | COLOCACIONES    |                   |                 | DEPOSITOS         |                         |  |
|------|------------------------|-------------------|-----------------|-------------------|-----------------|-------------------|-------------------------|--|
|      | MONEDA NACIONAL        | MONEDA EXTRANJERA | MONEDA NACIONAL | MONEDA EXTRANJERA | MONEDA NACIONAL | MONEDA EXTRANJERA | DEPOSITOS (2) DE AHORRO |  |
| 1959 | 1.9                    | 0.5               | 5.2             | 0.3               | 6.5             | 0.9               | 1.7                     |  |
| 1960 | 2.6                    | 0.5               | 6.3             | 0.4               | 8.2             | 0.9               | 2.0                     |  |
| 1961 | 3.2                    | 0.7               | 7.6             | 0.5               | 9.8             | 1.2               | 2.4                     |  |
| 1962 | 3.5                    | 0.9               | 8.7             | 0.6               | 11.0            | 1.5               | 2.9                     |  |
| 1963 | 3.6                    | 1.2               | 9.8             | 0.9               | 12.4            | 1.9               | 3.5                     |  |
| 1964 | 4.7                    | 1.7               | 11.1            | 0.9               | 14.8            | 2.5               | 4.2                     |  |
| 1965 | 5.1                    | 1.9               | 13.4            | 1.1               | 17.2            | 2.9               | 5.4                     |  |
| 1966 | 5.6                    | 2.9               | 14.6            | 1.1               | 18.4            | 3.7               | 6.5                     |  |
| 1967 | 5.8                    | 2.2               | 15.3            | 1.5               | 19.2            | 4.5               | 6.5                     |  |
| 1968 | 5.6                    | 3.5               | 17.0            | 1.1               | 20.7            | 4.1               | 7.1                     |  |
| 1969 | 6.6                    | 2.6               | 18.5            | 1.1               | 23.5            | 3.4               | 7.4                     |  |
| 1970 | 13.6                   | 1.4               | 23.2            | 0.4               | 36.9            | 1.9               | 8.1                     |  |
| 1971 | 11.8                   | 1.6               | 28.2            | 0.4               | 38.5            | 1.9               | 9.2                     |  |
| 1972 | 13.6                   | 1.6               | 34.1            | 0.4               | 48.4            | 2.2               | 10.6                    |  |
| 1973 | 15.8                   | 1.6               | 42.5            | 0.2               | 60.2            | 2.1               | 12.3                    |  |
| 1974 | 21.1                   | 1.9               | 45.7            | 0.3               | 68.3            | 2.2               | 14.0                    |  |
| 1975 | 22.6                   | 3.3               | 58.6            | 0.3               | 71.8            | 3.2               | 16.6                    |  |
| 1976 | 29.9                   | 3.5               | 71.0            | 0.6               | 78.1            | 2.9               | 18.8                    |  |
| 1977 | 41.1                   | 5.8               | 82.3            | 2.2               | 97.0            | 4.3               | 23.4                    |  |
| 1978 | 63.4                   | 31.3              | 98.7            | 15.1              | 131.9           | 46.6              | 31.2                    |  |
| 1979 | 137.0                  | 67.3              | 141.4           | 61.0              | 243.3           | 112.9             | 66.5                    |  |
| 1980 | 243.1                  | 516.5             | 264.9           | 136.1             | 434.5           | 316.8             | 137.7                   |  |
| 1981 | 334.8                  | 414.3             | 603.3           | 267.7             | 836.3           | 596.3             | 359.2                   |  |
| 1982 | 376.8                  | 1,020.7           | 959.0           | 594.9             | 1,297.1         | 1,331.1           | 633.1                   |  |
| 1983 | 827.3                  | 2,581.5           | 1,917.1         | 1,640.2           | 2,456.1         | 2,995.5           | 994.2                   |  |
| 1984 | 1,537.0                | 8,117.5           | 4,043.6         | 2,868.0           | 5,086.0         | 8,116.0           | 1,826.0                 |  |
| 1985 | 9,639.6                | 10,072.7          | 8,474.0         | 7,008.0           | 16,412.0        | 9,619.0           | 5,130.0                 |  |
| 1986 | 22,156.5               | 6,609.4           | 15,975.1        | 6,581.0           | 35,085.0        | 5,711.0           | 10,104.0                |  |
| 1987 | 40,232.0               | 18,095.0          | 32,230.0        | 13,968.0          | 66,841.0        | 10,391.0          | 18,145.0                |  |
| 1988 | 192,920.3              | 394,119.7         | 142,771.3       | 226,592.6         | 344,545.4       | 247,171.6         | 102,681.9               |  |
| 1989 | 3,312,747.0            | 8,023,254.0       | 3,028,868.0     | 5,997,758.0       | 9,028,029.0     | 6,880,378.0       | 4,112,450.0             |  |
| 1990 | 158,577,719.0          | 390,280,160.0     | 136,039,340.0   | 244,012,079.0     | 298,517,864.0   | 428,486,845.0     | 265,669,300.0           |  |

## NOTAS:

(1) Incluyen los fondos disponibles y los depósitos a la vista que los bancos mantienen entre sí.

(2) Incluido en el total de depósitos en moneda nacional.

FUENTE: Banco Central de Reserva, BOLETIN MENSUAL, (varios números).



Cuadro IV.3

PRINCIPALES CUENTAS MONETARIAS DE LA BANCA DE FOMENTO: 1931-1988  
(MILESIMOS DE NUEVOS SOLES CORRIENTES)

| AÑOS | BANCO AGRARIO(1)           |  |                                |                               |                 | BANCO INDUSTRIAL(2)        |  |                             |                               |                 | BANCO MINERO(3)            |  |                                  |
|------|----------------------------|--|--------------------------------|-------------------------------|-----------------|----------------------------|--|-----------------------------|-------------------------------|-----------------|----------------------------|--|----------------------------------|
|      | COLOCA-<br>CIONES<br>NETAS | DEPOSITOS<br>A LA VISTA<br>Y<br>A PLAZOS | DEPO-<br>SITOS<br>DE<br>AHORRO | CAPITAL<br>Y<br>RESER-<br>VAS | UTILI-<br>DADES | COLOCA-<br>CIONES<br>NETAS | DEPOSI-<br>TOS A LA<br>VISTA Y<br>A PLAZOS | DEPOSI-<br>TOS DE<br>AHORRO | CAPITAL<br>Y<br>RESER-<br>VAS | UTILI-<br>DADES | COLOCA-<br>CIONES<br>NETAS | DEPOSI-<br>TOS A LA<br>VISTA Y<br>A PLAZOS | DEPO-<br>SITOS<br>DE AHO-<br>RRO |
| 1931 | -                          | -  | -                              | -                             | -               | -                          | -  | -                           | -                             | -               | -                          | -  | -                                |
| 1932 | 5                          | 0  | -                              | 10                            | 0               | -                          | -  | -                           | -                             | -               | -                          | -  | -                                |
| 1933 | 4                          | 0  | -                              | 10                            | 0               | -                          | -  | -                           | -                             | -               | -                          | -  | -                                |
| 1934 | 4                          | 0  | -                              | 10                            | 0               | -                          | -  | -                           | -                             | -               | -                          | -  | -                                |
| 1935 | 3                          | 0  | -                              | 10                            | 0               | -                          | -  | -                           | -                             | -               | -                          | -  | -                                |
| 1936 | 6                          | 0  | -                              | 10                            | 0               | nd.                        | 0  | -                           | 2                             | nd.             | -                          | -  | -                                |
| 1937 | 7                          | 0  | -                              | 10                            | 0               | 3                          | 0  | -                           | 3                             | (0)             | -                          | -  | -                                |
| 1938 | 8                          | 0  | -                              | 10                            | 0               | 5                          | 0  | -                           | 5                             | 0               | -                          | -  | -                                |
| 1939 | 10                         | 0  | -                              | 10                            | (0)             | 6                          | 0  | -                           | 5                             | 0               | -                          | -  | -                                |
| 1940 | 14                         | 0  | -                              | 10                            | (0)             | 8                          | 0  | -                           | 6                             | 0               | -                          | -  | -                                |
| 1941 | 12                         | 0  | -                              | 10                            | 0               | 10                         | 0  | -                           | 7                             | 0               | -                          | -  | -                                |
| 1942 | 29                         | 0  | -                              | 10                            | 0               | 12                         | 0  | -                           | 9                             | 0               | 1                          | 0  | -                                |
| 1943 | 22                         | 0  | -                              | 10                            | (0)             | 18                         | 1  | -                           | 10                            | 1               | 2                          | 0  | -                                |
| 1944 | 25                         | 1  | -                              | 11                            | 0               | 20                         | 0  | -                           | 13                            | 1               | 3                          | 0  | -                                |
| 1945 | 31                         | 1  | -                              | 13                            | 0               | 24                         | 0  | -                           | 15                            | 1               | 5                          | 0  | -                                |
| 1946 | 38                         | 0  | -                              | 14                            | (0)             | 29                         | 0  | -                           | 18                            | 1               | 10                         | 0  | -                                |
| 1947 | 40                         | 0  | -                              | 14                            | (1)             | 37                         | 1  | -                           | 21                            | 1               | 13                         | 0  | -                                |
| 1948 | 46                         | 0  | -                              | 13                            | (1)             | 42                         | 3  | -                           | 24                            | 0               | 13                         | 1  | -                                |
| 1949 | 47                         | 0  | -                              | 19                            | (2)             | 47                         | 0  | -                           | 29                            | 1               | 15                         | 1  | -                                |
| 1950 | 86                         | 1  | -                              | 43                            | 0               | 48                         | 1  | -                           | 30                            | 0               | 22                         | 3  | -                                |
| 1951 | 103                        | 0  | -                              | 77                            | 1               | 59                         | 1  | -                           | 30                            | 0               | 19                         | 3  | -                                |
| 1952 | 147                        | 1  | -                              | 125                           | 2               | 61                         | 1  | -                           | 31                            | 0               | 34                         | 1  | -                                |
| 1953 | 222                        | 3  | -                              | 155                           | 2               | 67                         | 1  | -                           | 31                            | 0               | 58                         | 0  | -                                |
| 1954 | 560                        | 67                                       | -                              | 187                           | 1               | 83                         | 3  | -                           | 32                            | 0               | 74                         | 1  | -                                |
| 1955 | 670                        | 105                                      | -                              | 215                           | 1               | 85                         | 4  | -                           | 32                            | 0               | 78                         | 1  | -                                |
| 1956 | 668                        | 57                                       | -                              | 244                           | 0               | 151                        | 4  | -                           | 32                            | 0               | 79                         | 2  | -                                |
| 1957 | 869                        | 184                                      | -                              | 268                           | 0               | 321                        | 5  | -                           | 56                            | 2               | 104                        | 3  | -                                |
| 1958 | 1,220                      | 301                                      | -                              | 291                           | 0               | 386                        | 5  | -                           | 77                            | 3               | 116                        | 2  | -                                |
| 1959 | 1,210                      | 227                                      | -                              | 292                           | 0               | 462                        | 6  | -                           | 100                           | 2               | 117                        | 2  | -                                |
| 1960 | 1,470                      | 669                                      | -                              | 312                           | 0               | 514                        | 11   | -                           | 121                           | 7               | 118                        | 2  | -                                |
| 1961 | 1,535                      | 1,024                                    | -                              | 352                           | 0               | 587                        | 16   | -                           | 211                           | 10              | 118                        | 1  | -                                |
| 1962 | 1,687                      | 605                                      | -                              | 374                           | 0               | 673                        | 41   | -                           | 302                           | 12              | 135                        | 1  | -                                |
| 1963 | 1,902                      | 625                                      | -                              | 393                           | 0               | 1,040                      | 181  | -                           | 391                           | 19              | 186                        | 2  | -                                |
| 1964 | 2,370                      | 974                                      | -                              | 421                           | (16)            | 1,589                      | 306  | -                           | 514                           | 25              | 225                        | 8  | -                                |
| 1965 | 2,382                      | 1,421                                    | -                              | 501                           | (6)             | 2,032                      | 282  | -                           | 651                           | 28              | 275                        | 30   | -                                |
| 1966 | 3,346                      | 1,200                                    | 6                              | 613                           | 0               | 2,853                      | 316  | -                           | 762                           | 42              | 417                        | 64   | -                                |
| 1967 | 4,278                      | 2,005                                    | 14                             | 767                           | 0               | 3,627                      | 287  | -                           | 878                           | 48              | 638                        | 97   | -                                |
| 1968 | 5,564                      | 3,155                                    | 22                             | 972                           | 0               | 4,122                      | 754  | -                           | 974                           | 58              | 836                        | 156  | -                                |
| 1969 | 6,446                      | 3,711                                    | 41                             | 1,149                         | 1               | 3,901                      | 961  | -                           | 1,040                         | 51              | 898                        | 193  | -                                |
| 1970 | 7,193                      | 3,537                                    | 69                             | 1,617                         | 2               | 3,591                      | 675  | -                           | 1,214                         | 59              | 787                        | 176  | -                                |
| 1971 | 7,894                      | 3,718                                    | 94                             | 1,787                         | 1               | 3,926                      | 545  | -                           | 1,330                         | 29              | 988                        | 291  | -                                |
| 1972 | 9,043                      | 4,383                                    | 126                            | 1,775                         | 1               | 6,252                      | 1,755                                      | -                           | 1,369                         | 86              | 1,283                      | 439  | -                                |
| 1973 | 10,721                     | 5,961                                    | 156                            | 2,347                         | (23)            | 11,107                     | 1,759                                      | -                           | 1,792                         | 79              | 1,449                      | 268  | -                                |
| 1974 | 13,610                     | 6,739                                    | 181                            | 2,658                         | (45)            | 13,625                     | 1,509                                      | -                           | 2,120                         | 177             | 1,684                      | 268  | -                                |
| 1975 | 16,574                     | 6,534                                    | 221                            | 3,509                         | (46)            | 17,477                     | 1,754                                      | -                           | 2,485                         | 205             | 2,035                      | 243  | -                                |
| 1976 | 21,182                     | 4,926                                    | 245                            | 6,177                         | (3)             | 24,798                     | 1,510                                      | -                           | 2,820                         | 142             | 4,560                      | 893  | -                                |
| 1977 | 26,295                     | 5,568                                    | 355                            | 7,538                         | 0               | 34,325                     | 1,951                                      | -                           | 3,643                         | 127             | 6,283                      | 637  | 1                                |
| 1978 | 35,806                     | 7,809                                    | 678                            | 10,284                        | 131             | 52,282                     | 4,034                                      | -                           | 5,236                         | 179             | 7,721                      | 931  | 4                                |
| 1979 | 58,481                     | 13,193                                   | 4,023                          | 18,475                        | 2,191           | 70,232                     | 5,777                                      | -                           | 11,164                        | 271             | 7,897                      | 2,951                                      | 16                               |
| 1980 | 119,678                    | 16,122                                   | 7,180                          | 33,483                        | 153             | 100,096                    | 6,417                                      | -                           | 24,520                        | 537             | 14,746                     | 3,580                                      | 65                               |
| 1981 | 196,763                    | 19,666                                   | 19,174                         | 86,963                        | 17,875          | 175,846                    | 13,343                                     | -                           | 26,497                        | 1,344           | 23,255                     | 1,543                                      | 116                              |
| 1982 | 318,179                    | 17,130                                   | 63,941                         | 133,964                       | 1,270           | 430,371                    | 36,442                                     | -                           | 42,366                        | 2,070           | 143,042                    | 3,857                                      | 272                              |
| 1983 | 604,377                    | 58,392                                   | 135,846                        | 161,863                       | (41,131)        | 1,120,299                  | 84,271                                     | -                           | 89,274                        | 3,236           | 308,697                    | 6,845                                      | 1,390                            |
| 1984 | 1,736,952                  | 219,030                                  | 267,704                        | 238,958                       | 5,936           | 2,543,044                  | 347,231                                    | -                           | 337,643                       | 8,472           | 832,006                    | 138,186                                    | 3,753                            |
| 1985 | 4,024,523                  | 811,555                                  | 512,545                        | 445,501                       | 32,859          | 3,948,497                  | 645,662                                    | 278,247                     | 381,612                       | 17,371          | 1,762,894                  | 453,100                                    | 6,915                            |
| 1986 | 11,034,381                 | 1,701,107                                | 718,436                        | 612,765                       | 9,988           | 4,956,299                  | 945,972                                    | 437,172                     | 705,765                       | 30,025          | 2,333,051                  | 259,713                                    | 9,400                            |
| 1987 | 21,910,198                 | 3,382,303                                | 1,113,027                      | 1,553,529                     | 61,754          | 10,077,543                 | 2,205,267                                  | 724,950                     | 839,922                       | 22,791          | 4,812,077                  | 664,193                                    | 21,399                           |
| 1988 | 82,765,547                 | 12,022,399                               | 4,651,619                      | 12,059,193                    | 188,662         | 81,056,939                 | 13,000,783                                 | 2,940,108                   | 5,800,662                     | 182,990         | 51,639,874                 | 6,674,876                                  | 148,911                          |

(Continuación)

| AÑOS | BANCO MINERO (3)   |              | BANCO DE LA VIVIENDA |                                 |                     |                    | BANCO HIPOTECARIO (4) |                    |                                 |                     |                    |             |
|------|--------------------|--------------|----------------------|---------------------------------|---------------------|--------------------|-----------------------|--------------------|---------------------------------|---------------------|--------------------|-------------|
|      | CAPITAL Y RESERVAS | UTILIDADES   | COLOCACIONES NETAS   | DEPOSITOS A LA VISTA Y A PLAZOS | DEPOSITOS DE AHORRO | CAPITAL Y RESERVAS | UTILIDADES            | COLOCACIONES NETAS | DEPOSITOS A LA VISTA Y A PLAZOS | DEPOSITOS DE AHORRO | CAPITAL Y RESERVAS | UTILIDADES  |
| 1931 | -                  | -            | -                    | -                               | -                   | -                  | -                     | 58                 | 2                               | -                   | 9                  | 1           |
| 1932 | -                  | -            | -                    | -                               | -                   | -                  | -                     | 56                 | 1                               | -                   | 10                 | 1           |
| 1933 | -                  | -            | -                    | -                               | -                   | -                  | -                     | 53                 | 1                               | -                   | 10                 | 1           |
| 1934 | -                  | -            | -                    | -                               | -                   | -                  | -                     | 53                 | 3                               | -                   | 10                 | 1           |
| 1935 | -                  | -            | -                    | -                               | -                   | -                  | -                     | 56                 | 5                               | -                   | 11                 | 1           |
| 1936 | -                  | -            | -                    | -                               | -                   | -                  | -                     | 60                 | 7                               | -                   | 11                 | 1           |
| 1937 | -                  | -            | -                    | -                               | -                   | -                  | -                     | 65                 | 7                               | -                   | 10                 | 1           |
| 1938 | -                  | -            | -                    | -                               | -                   | -                  | -                     | 73                 | 4                               | -                   | 10                 | 2           |
| 1939 | -                  | -            | -                    | -                               | -                   | -                  | -                     | 83                 | 3                               | -                   | 11                 | 2           |
| 1940 | -                  | -            | -                    | -                               | -                   | -                  | -                     | 89                 | 17                              | -                   | 11                 | 1           |
| 1941 | -                  | -            | -                    | -                               | -                   | -                  | -                     | 96                 | 15                              | -                   | 11                 | 2           |
| 1942 | 5                  | n.d          | -                    | -                               | -                   | -                  | -                     | 103                | 2                               | -                   | 11                 | 2           |
| 1943 | 8                  | (0)          | -                    | -                               | -                   | -                  | -                     | 101                | 2                               | -                   | 12                 | 2           |
| 1944 | 11                 | (0)          | -                    | -                               | -                   | -                  | -                     | 103                | 3                               | -                   | 14                 | 2           |
| 1945 | 14                 | 0            | -                    | -                               | -                   | -                  | -                     | 112                | 2                               | -                   | 16                 | 2           |
| 1946 | 16                 | (1)          | -                    | -                               | -                   | -                  | -                     | 130                | 2                               | -                   | 18                 | 3           |
| 1947 | 19                 | (1)          | -                    | -                               | -                   | -                  | -                     | 147                | 4                               | -                   | 22                 | 2           |
| 1948 | 23                 | 0            | -                    | -                               | -                   | -                  | -                     | 149                | 3                               | -                   | 22                 | 2           |
| 1949 | 28                 | 0            | -                    | -                               | -                   | -                  | -                     | 144                | 3                               | -                   | 22                 | 1           |
| 1950 | 38                 | 0            | -                    | -                               | -                   | -                  | -                     | 165                | 7                               | -                   | 22                 | 2           |
| 1951 | 48                 | 0            | -                    | -                               | -                   | -                  | -                     | 221                | 10                              | -                   | 27                 | 3           |
| 1952 | 59                 | (1)          | -                    | -                               | -                   | -                  | -                     | 268                | 10                              | -                   | 32                 | 4           |
| 1953 | 73                 | (2)          | -                    | -                               | -                   | -                  | -                     | 283                | 9                               | -                   | 36                 | 4           |
| 1954 | 85                 | 0            | -                    | -                               | -                   | -                  | -                     | 287                | 15                              | -                   | 37                 | 4           |
| 1955 | 96                 | 0            | -                    | -                               | -                   | -                  | -                     | 328                | 26                              | -                   | 38                 | 3           |
| 1956 | 107                | (4)          | -                    | -                               | -                   | -                  | -                     | 373                | 28                              | 1                   | 38                 | 3           |
| 1957 | 14                 | (10)         | -                    | -                               | -                   | -                  | -                     | 422                | 20                              | 2                   | 39                 | 4           |
| 1958 | 118                | (14)         | -                    | -                               | -                   | -                  | -                     | 442                | 26                              | 3                   | 39                 | 3           |
| 1959 | 125                | (9)          | -                    | -                               | -                   | -                  | -                     | 447                | 27                              | 3                   | 39                 | 3           |
| 1960 | 131                | (9)          | -                    | -                               | -                   | -                  | -                     | 495                | 27                              | 4                   | 39                 | 4           |
| 1961 | 148                | (10)         | -                    | -                               | -                   | -                  | -                     | 560                | 34                              | 4                   | 40                 | 3           |
| 1962 | 158                | (9)          | -                    | -                               | -                   | -                  | -                     | 629                | 44                              | 4                   | 40                 | 3           |
| 1963 | 182                | (10)         | 91                   | 1                               | 5                   | 191                | 5                     | 676                | 45                              | 5                   | 40                 | 3           |
| 1964 | 168                | (10)         | 206                  | 1                               | 0                   | 293                | 8                     | 743                | 54                              | 6                   | 40                 | 3           |
| 1965 | 215                | 5            | 407                  | 5                               | 0                   | 475                | 10                    | 960                | 59                              | 18                  | 40                 | 4           |
| 1966 | 281                | 11           | 422                  | 16                              | 0                   | 546                | 14                    | 1,505              | 83                              | 35                  | 43                 | 4           |
| 1967 | 364                | 19           | 479                  | 16                              | 9                   | 614                | 19                    | 1,889              | 126                             | 14                  | 45                 | 5           |
| 1968 | 505                | 21           | 529                  | 41                              | 18                  | 640                | 14                    | 2,101              | 108                             | 18                  | 45                 | 5           |
| 1969 | 605                | 0            | 615                  | 235                             | 35                  | 741                | 20                    | 2,451              | 127                             | 24                  | 92                 | 7           |
| 1970 | 688                | 4            | 695                  | 1,561                           | 42                  | 819                | 24                    | 3,177              | 160                             | 34                  | 74                 | 8           |
| 1971 | 721                | 4            | 1,318                | 1,652                           | 57                  | 877                | 47                    | 4,255              | 223                             | 47                  | 112                | 10          |
| 1972 | 742                | 8            | 2,147                | 2,126                           | 79                  | 877                | 26                    | 5,528              | 286                             | 61                  | 192                | 39          |
| 1973 | 760                | (238)        | 3,096                | 2,578                           | 104                 | 880                | 22                    | 7,321              | 348                             | 78                  | 222                | 99          |
| 1974 | 757                | 0            | 3,935                | 3,677                           | 110                 | 922                | 14                    | 8,912              | 431                             | 97                  | 310                | 91          |
| 1975 | 631                | (41)         | 5,433                | 5,245                           | 127                 | 998                | 10                    | 10,730             | 331                             | 118                 | 401                | 113         |
| 1976 | 832                | 0            | 6,598                | 5,720                           | 127                 | 1,106              | 53                    | 12,534             | 387                             | 140                 | 535                | 51          |
| 1977 | 958                | 87           | 11,572               | 9,681                           | 155                 | 1,363              | 18                    | 14,572             | 436                             | 160                 | 674                | 86          |
| 1978 | 1,365              | 154          | 20,885               | 17,196                          | 215                 | 2,081              | 50                    | 17,039             | 622                             | 185                 | 854                | 103         |
| 1979 | 3,172              | 1,838        | 29,067               | 24,547                          | 517                 | 4,659              | 67                    | 21,893             | 670                             | 220                 | 1,541              | 288         |
| 1980 | 7,528              | 4,748        | 50,619               | 37,049                          | 1,507               | 9,268              | 287                   | 30,293             | 1,129                           | 264                 | 2,639              | 1,379       |
| 1981 | 16,103             | 2,886        | 60,550               | 52,620                          | 3,036               | 127,812            | 3,359                 | 62,084             | 655                             | 299                 | 4,964              | 2,479       |
| 1982 | 20,744             | 1,082        | 121,870              | 50,541                          | 3,935               | 224,630            | 4,604                 | 178,440            | 2,472                           | 370                 | 5,600              | 4,933       |
| 1983 | 38,224             | 677          | 180,488              | 78,593                          | 6,282               | 352,627            | 2,476                 | 307,952            | 38,746                          | 390                 | 25,993             | 4,733       |
| 1984 | 79,803             | 884          | 324,322              | 140,726                         | 9,958               | 247,282            | 4,517                 | 548,100            | 127,251                         | 28,353              | 49,451             | 6,360       |
| 1985 | 172,028            | (55,258)     | 801,904              | 638,964                         | 26,551              | 873,120            | 20,096                | 813,441            | 199,502                         | 399                 | 119,305            | 3,414       |
| 1986 | 392,755            | (40,198)     | 1,805,827            | 826,978                         | 93,057              | 2,188,856          | 48,839                | 1,480,469          | 226,657                         | -                   | 171,943            | 4,611       |
| 1987 | 689,938            | (2,034,664)  | 7,089,487            | 1,513,477                       | 188,945             | 6,058,907          | 109,145               | 4,351,016          | 515,511                         | -                   | 300,227            | (14,997)    |
| 1988 | 67,736,813         | (58,786,791) | 25,555,838           | 4,505,625                       | 919,705             | 26,577,888         | 608,196               | 7,254,365          | 1,563,123                       | -                   | 6,979,479          | (1,898,046) |

## NOTAS:

- (1) Hasta 1967 los saldos de las cuentas corresponden al 30 de setiembre, a partir de 1988 al 31 de diciembre.  
(2) El Banco Industrial del Perú inició sus operaciones el 26 de noviembre de 1936.  
(3) El Banco Minero fue autorizado a iniciar sus operaciones en enero de 1942.  
(4) La Pérdida del Ejercicio 1987 fue absorbida por parte de la Reserva.

FUENTE: Superintendencia de Banca y Seguros, MEMORIA ANUAL, (varios años).

Cuadro IV. 4

COLOCACIONES DEL BANCO CENTRAL DE RESERVA DEL PERU: 1933-1990  
(MILESIMOS DE NUEVOS SOLES CORRIENTES)

| AÑOS | GOBIERNO      | BANCO DE LA NACION | BANCA COMERCIAL Y FINANCIERA | BANCA DE FOMENTO |                  |               |                      |                           |           | TOTAL | OTROS         | FONAFIS | COFIDE          | TOTAL |
|------|---------------|--------------------|------------------------------|------------------|------------------|---------------|----------------------|---------------------------|-----------|-------|---------------|---------|-----------------|-------|
|      |               |                    |                              | BANCO AGRARIO    | BANCO INDUSTRIAL | BANCO MINERO  | BANCO DE LA VIVIENDA | BANCO CENTRAL HIPOTECARIO | TOTAL     |       |               |         |                 |       |
| 1933 | 27            | --                 | 14                           | 0                | 0                | --            | --                   | --                        | 0         | --    | --            | --      | 41              |       |
| 1934 | 34            | --                 | 26                           | 0                | 0                | --            | --                   | --                        | 0         | --    | --            | --      | 60              |       |
| 1935 | 33            | --                 | 24                           | 0                | 0                | --            | --                   | --                        | 0         | --    | --            | --      | 57              |       |
| 1936 | 46            | --                 | 37                           | 0                | 0                | --            | --                   | --                        | 0         | --    | --            | --      | 83              |       |
| 1937 | 45            | --                 | 38                           | 0                | 0                | --            | --                   | --                        | 0         | --    | --            | --      | 83              |       |
| 1938 | 85            | --                 | 22                           | 0                | 2                | --            | --                   | --                        | 2         | --    | --            | --      | 109             |       |
| 1939 | 105           | --                 | 22                           | 0                | 2                | --            | --                   | --                        | 4         | --    | --            | --      | 131             |       |
| 1940 | 130           | --                 | 15                           | 4                | 3                | --            | --                   | --                        | 7         | --    | --            | --      | 152             |       |
| 1941 | 182           | --                 | 14                           | 3                | 3                | --            | --                   | --                        | 6         | --    | --            | --      | 202             |       |
| 1942 | 258           | --                 | 9                            | 20               | 2                | --            | --                   | --                        | 22        | --    | --            | --      | 286             |       |
| 1943 | 342           | --                 | 10                           | 3                | 3                | --            | --                   | --                        | 13        | --    | --            | --      | 364             |       |
| 1944 | 449           | --                 | 7                            | 7                | 1                | --            | --                   | --                        | 8         | --    | --            | --      | 471             |       |
| 1945 | 570           | --                 | 3                            | 3                | 1                | 3             | --                   | --                        | 4         | --    | --            | --      | 589             |       |
| 1946 | 630           | --                 | 2                            | 1                | 1                | --            | --                   | --                        | 6         | --    | --            | --      | 689             |       |
| 1947 | 721           | --                 | 70                           | 5                | 11               | 3             | --                   | --                        | 40        | --    | --            | --      | 891             |       |
| 1948 | 736           | --                 | 64                           | 33               | 7                | 11            | --                   | --                        | 77        | --    | --            | --      | 938             |       |
| 1949 | 717           | --                 | 48                           | 48               | 16               | 13            | --                   | --                        | 148       | --    | --            | --      | 983             |       |
| 1950 | 660           | --                 | 129                          | 70               | 18               | 18            | --                   | --                        | 99        | --    | --            | --      | 1,213           |       |
| 1951 | 760           | --                 | 124                          | 54               | 27               | 24            | --                   | --                        | 200       | --    | --            | --      | 1,623           |       |
| 1952 | 908           | --                 | 184                          | 65               | 32               | 24            | --                   | --                        | 121       | --    | --            | --      | 1,699           |       |
| 1953 | 1,008         | --                 | 418                          | 121              | 36               | 36            | --                   | --                        | 200       | --    | --            | --      | 1,846           |       |
| 1954 | 1,126         | --                 | 559                          | 121              | 51               | 47            | --                   | --                        | 506       | --    | --            | --      | 2,108           |       |
| 1955 | 1,027         | --                 | 313                          | 404              | 51               | 51            | --                   | --                        | 783       | --    | --            | --      | 3,057           |       |
| 1956 | 1,993         | --                 | 201                          | 350              | 116              | 77            | --                   | --                        | 904       | --    | --            | --      | 3,633           |       |
| 1957 | 1,804         | --                 | 470                          | 454              | 290              | 86            | --                   | --                        | 992       | --    | --            | --      | 4,410           |       |
| 1958 | 2,334         | --                 | 395                          | 528              | 346              | 74            | --                   | --                        | 766       | --    | --            | --      | 4,232           |       |
| 1959 | 3,148         | --                 | 599                          | 572              | 496              | 64            | --                   | --                        | 757       | --    | --            | --      | 4,348           |       |
| 1960 | 3,263         | --                 | 141                          | 339              | 363              | 31            | --                   | --                        | 1,194     | --    | --            | --      | 4,572           |       |
| 1961 | 3,373         | --                 | 115                          | 355              | 323              | 53            | --                   | --                        | 1,165     | --    | --            | --      | 5,075           |       |
| 1962 | 3,062         | --                 | 186                          | 818              | 435              | 51            | --                   | --                        | 1,321     | --    | --            | --      | 7,006           |       |
| 1963 | 3,717         | --                 | 97                           | 679              | 435              | 50            | --                   | --                        | 2,010     | --    | --            | --      | 8,415           |       |
| 1964 | 4,895         | --                 | 28                           | 782              | 489              | 60            | --                   | --                        | 1,424     | --    | --            | --      | 9,922           |       |
| 1965 | 4,883         | --                 | 108                          | 1,371            | 607              | 32            | --                   | --                        | 2,776     | --    | --            | --      | 11,683          |       |
| 1966 | 6,944         | --                 | 241                          | 741              | 434              | 55            | --                   | --                        | 4,884     | --    | --            | --      | 19,079          |       |
| 1967 | 7,849         | --                 | 487                          | 874              | 573              | 139           | --                   | --                        | 6,870     | --    | --            | --      | 19,838          |       |
| 1968 | 9,764         | --                 | 595                          | 492              | 711              | 121           | --                   | --                        | 4,884     | --    | --            | --      | 23,855          |       |
| 1969 | 9,733         | --                 | 832                          | 699              | 665              | 206           | --                   | --                        | 10,323    | --    | --            | --      | 41,287          |       |
| 1970 | 9,756         | 2,064              | 1,592                        | 950              | 1,017            | 206           | --                   | --                        | 14,408    | --    | --            | --      | 130,855         |       |
| 1971 | 9,769         | 2,083              | 2,166                        | 1,295            | 1,065            | 416           | --                   | --                        | 25,654    | --    | --            | --      | 203,911         |       |
| 1972 | 10,079        | 2,083              | 2,033                        | 1,896            | 2,448            | 540           | --                   | --                        | 38,669    | --    | --            | --      | 355,874         |       |
| 1973 | 9,947         | 988                | 2,033                        | 1,632            | 4,364            | 874           | --                   | --                        | 64,287    | --    | --            | --      | 739,204         |       |
| 1974 | 9,908         | 1,141              | 2,483                        | 3,185            | 5,904            | 1,234         | --                   | --                        | 107,460   | --    | --            | --      | 973,225         |       |
| 1975 | 9,870         | 5,907              | 2,483                        | 4,875            | 7,883            | 1,650         | --                   | --                        | 188,748   | --    | --            | --      | 1,440,234       |       |
| 1976 | 10,181        | 38,180             | 10,400                       | 4,875            | 13,621           | 3,618         | 215                  | --                        | 2,402     | --    | 717           | --      | 1,288,346       |       |
| 1977 | 9,952         | 64,843             | 8,000                        | 10,594           | 17,359           | 5,384         | 13,476               | --                        | 8,274     | --    | 3,200         | --      | 6,517,709       |       |
| 1978 | 16,792        | 95,429             | 17,695                       | 13,504           | 22,749           | 6,284         | 11,893               | --                        | 8,965     | --    | 5,487         | --      | 10,760,815      |       |
| 1979 | 21,411        | 128,520            | 21,411                       | 19,804           | 30,846           | 4,915         | 11,893               | --                        | 6,884     | --    | 7,387         | --      | 20,239,196      |       |
| 1980 | 185,663       | 35,292             | 9,822                        | 46,614           | 35,846           | 6,415         | 21,615               | --                        | 11,665    | --    | 9,893         | --      | 335,600,044     |       |
| 1981 | 350,017       | 139,563            | 9,822                        | 88,814           | 47,299           | 9,415         | 20,141               | --                        | 11,573    | --    | 14,187        | --      | 739,204         |       |
| 1982 | 518,018       | 167,814            | 21,720                       | 98,814           | 136,792          | 15,115        | 18,045               | --                        | 11,573    | --    | 20,187        | --      | 1,440,234       |       |
| 1983 | 2,866,636     | 24,018             | 433,651                      | 528,628          | 524,452          | 26,415        | 10,011               | --                        | 1,804     | --    | 87,440        | --      | 88,696          |       |
| 1984 | 2,329,188     | 719,867            | 1,796,283                    | 1,938,828        | 1,284,876        | 114,839       | 18,045               | --                        | 1,804     | --    | 149,878       | --      | 708,194         |       |
| 1985 | 2,986,344     | 845,066            | 3,194,582                    | 6,694,224        | 1,244,504        | 517,221       | 100,000              | --                        | 138,264   | --    | 261,930       | --      | 1,440,234       |       |
| 1986 | 5,003,263     | 1,663,568          | 7,844,254                    | 17,643,857       | 1,769,749        | 1,189,617     | 693,679              | --                        | 1,481,577 | --    | 393,124       | --      | 10,760,815      |       |
| 1987 | 54,806,226    | 67,818,155         | 79,086,783                   | 94,292,215       | 9,864,278        | 13,396,471    | 4,441,146            | --                        | 106,221   | --    | 526,752       | --      | 2,431,627       |       |
| 1988 | 15,533,237    | 1,634,457,115      | 1,574,372,557                | 3,174,164,386    | 112,304,779      | 167,445,790   | 806,806              | --                        | 106,221   | --    | 998,027       | --      | 10,760,815      |       |
| 1989 | 4,833,808,000 | 95,675,134,000     | 13,014,070,000               | 96,119,510,000   | 2,915,932,000    | 1,363,599,000 | 1,071,782,000        | --                        | 27,940    | --    | 1,208,469,000 | --      | 6,711,414,436   |       |
| 1990 |               |                    |                              |                  |                  |               |                      |                           |           |       |               |         | 218,481,840,000 |       |

FUENTE: Banco Central de Reserva, BOLETIN MENSUAL, (varios años).

Cuadro IV. 5

**CUENTAS DEL ENCAJE Y OTRAS DISPONIBILIDADES DEL BANCO CENTRAL DE RESERVA: 1932-1990**  
(MILESIMOS DE NUEVOS SOLES CORRIENTES)

| AÑOS | ORO EN EL PAIS  | ORO DISPONIBLE EN EL EXTRANJERO | DISPONIBILIDADES | APORTE DEL PERU EN ORO Y DEG AL FMI | PLATA          | TOTAL ENCAJE LEGAL | OTRAS DISPONIBILIDADES | TOTAL           |
|------|-----------------|---------------------------------|------------------|-------------------------------------|----------------|--------------------|------------------------|-----------------|
| 1932 | 39              | --                              | --               | --                                  | 0              | 39                 | 0                      | 39              |
| 1933 | 41              | 2                               | --               | --                                  | 0              | 43                 | 0                      | 43              |
| 1934 | 40              | 3                               | --               | --                                  | 0              | 43                 | 0                      | 43              |
| 1935 | 41              | --                              | --               | --                                  | 0              | 41                 | 0                      | 41              |
| 1936 | 42              | 7                               | --               | --                                  | 0              | 49                 | 0                      | 49              |
| 1937 | 43              | 6                               | --               | --                                  | 0              | 49                 | 0                      | 49              |
| 1938 | 41              | --                              | --               | --                                  | 0              | 41                 | 0                      | 41              |
| 1939 | 41              | 5                               | --               | --                                  | 0              | 46                 | 0                      | 46              |
| 1940 | 44              | 6                               | --               | --                                  | 1              | 51                 | 1                      | 52              |
| 1941 | 53              | 4                               | 5                | --                                  | 0              | 62                 | 3                      | 65              |
| 1942 | 48              | 32                              | 44               | --                                  | 1              | 125                | 0                      | 125             |
| 1943 | 50              | 71                              | 30               | --                                  | 1              | 152                | 0                      | 152             |
| 1944 | 51              | 71                              | 12               | --                                  | 1              | 135                | 0                      | 135             |
| 1945 | 50              | 51                              | 55               | --                                  | 1              | 157                | 0                      | 157             |
| 1946 | 51              | 23                              | 50               | --                                  | 0              | 124                | 0                      | 124             |
| 1947 | 50              | --                              | 63               | --                                  | 0              | 113                | 0                      | 113             |
| 1948 | 43              | 7                               | 126              | 20                                  | 0              | 196                | 1                      | 197             |
| 1949 | 47              | 126                             | 241              | 20                                  | 0              | 434                | 6                      | 440             |
| 1950 | 215             | --                              | 188              | 20                                  | 0              | 423                | 26                     | 449             |
| 1951 | 447             | --                              | 132              | 20                                  | 0              | 599                | 20                     | 619             |
| 1952 | 453             | --                              | 105              | 67                                  | 0              | 625                | 2                      | 627             |
| 1953 | 318             | --                              | 132              | 67                                  | 0              | 517                | 1                      | 518             |
| 1954 | 341             | --                              | 302              | 67                                  | 0              | 710                | 4                      | 714             |
| 1955 | 353             | --                              | 201              | 67                                  | 0              | 621                | 0                      | 621             |
| 1956 | 357             | --                              | 492              | 67                                  | 0              | 916                | 1                      | 917             |
| 1957 | 217             | --                              | 7                | 67                                  | 0              | 291                | 2                      | 293             |
| 1958 | 51              | 33                              | 132              | 67                                  | 0              | 283                | 0                      | 283             |
| 1959 | 62              | 216                             | 363              | 167                                 | 0              | 808                | 0                      | 808             |
| 1960 | 64              | 617                             | 559              | 183                                 | 0              | 1,423              | 4                      | 1,427           |
| 1961 | 64              | 750                             | 1,421            | 199                                 | 0              | 2,434              | 3                      | 2,437           |
| 1962 | 517             | 753                             | 1,569            | 216                                 | 0              | 3,055              | 13                     | 3,068           |
| 1963 | 517             | 1,022                           | 1,717            | 233                                 | 0              | 3,489              | 80                     | 3,569           |
| 1964 | 519             | 1,290                           | 1,987            | 233                                 | 1              | 4,030              | 191                    | 4,221           |
| 1965 | 512             | 1,290                           | 2,329            | 233                                 | 1              | 4,365              | 216                    | 4,581           |
| 1966 | 512             | 1,226                           | 1,837            | 297                                 | 1              | 3,873              | 234                    | 4,107           |
| 1967 | 723             | 42                              | 3,085            | 551                                 | 1              | 4,402              | 606                    | 5,008           |
| 1968 | 738             | 29                              | 3,008            | 551                                 | 2              | 4,328              | 166                    | 4,494           |
| 1969 | 738             | 221                             | 5,320            | 551                                 | 2              | 6,832              | 127                    | 6,959           |
| 1970 | 1,373           | 221                             | 9,310            | 919                                 | 2              | 11,825             | 1,742                  | 13,567          |
| 1971 | 1,317           | 217                             | 8,220            | 919                                 | 2              | 10,675             | 1,483                  | 12,158          |
| 1972 | 1,431           | 173                             | 8,423            | 1,292                               | 2              | 11,321             | 7,786                  | 19,107          |
| 1973 | 1,589           | 50                              | 9,037            | 1,436                               | 3              | 12,115             | 7,437                  | 19,552          |
| 1974 | 1,589           | 50                              | 20,419           | 1,436                               | 5              | 23,499             | 7,529                  | 31,028          |
| 1975 | 1,849           | 59                              | 6,942            | 1,669                               | 6              | 10,524             | 7,469                  | 17,993          |
| 1976 | 2,849           | 90                              | 6,003            | 2,573                               | 8              | 11,524             | 7,862                  | 19,386          |
| 1977 | 5,356           | 170                             | 21,598           | 4,836                               | 17             | 31,976             | 13,493                 | 45,469          |
| 1978 | 8,245           | 218                             | 53,224           | 7,277                               | 268            | 69,232             | 22,025                 | 91,257          |
| 1979 | 21,995          | 5,000                           | 263,785          | 18,922                              | 76             | 309,778            | 20,362                 | 330,140         |
| 1980 | 68,744          | 27,126                          | 602,687          | 62,341                              | 62,341         | 823,239            | 18,629                 | 841,868         |
| 1981 | 145,275         | 57,327                          | 394,837          | 30,701                              | 44,859         | 672,999            | 20,372                 | 693,371         |
| 1982 | 284,044         | 112,086                         | 1,169,445        | 58,681                              | 123,482        | 1,747,738          | 14,267                 | 1,762,005       |
| 1983 | 651,845         | 257,223                         | 2,824,480        | 131,275                             | 60,528         | 3,925,351          | 89,119                 | 4,014,470       |
| 1984 | 1,630,716       | 643,493                         | 8,347,958        | 438,211                             | 231,823        | 11,292,201         | 206,757                | 11,498,958      |
| 1985 | 4,827,077       | 1,008,149                       | 15,883,218       | 1,146,651                           | 710,746        | 23,575,841         | 670,617                | 24,246,458      |
| 1986 | 5,517,208       | 567,596                         | 17,206,607       | 1,225,045                           | 632,997        | 25,149,453         | 705,924                | 25,855,377      |
| 1987 | 16,735,621      | 201,471                         | 24,033,539       | 3,195,976                           | 2,151,000      | 46,317,607         | 1,039,376              | 47,356,983      |
| 1988 | 124,026,000     | 32,604,220                      | 161,800,109      | 46,814,338                          | 45,604,000     | 410,848,667        | 23,253,924             | 434,102,591     |
| 1989 | 2,895,855,424   | 636,923,402                     | 3,233,000,000    | 488,000,000                         | 396,000,000    | 7,649,778,826      | 604,000,000            | 8,253,778,826   |
| 1990 | 263,263,000,000 | 62,232,000,000                  | 412,979,000,000  | 48,672,000,000                      | 27,805,000,000 | 814,951,000,000    | 55,653,000,000         | 870,604,000,000 |

FUENTE: Banco Central de Reserva, MEMORIA, (varios años).

Cuadro IV. 6

**CUENTAS DEL ACTIVO Y PASIVO DEL BANCO CENTRAL DE RESERVA (I): 1940-1990**  
(MILESIMOS DE NUEVOS SOLES CORRIENTES)

| AÑOS | A C T I V O                     |                             |                 |               |                 | P A S I V O       |                    |                        |  |                | TOTAL           |  |                                |                   |       |
|------|---------------------------------|-----------------------------|-----------------|---------------|-----------------|-------------------|--------------------|------------------------|--|----------------|-----------------|--|--------------------------------|-------------------|-------|
|      | ENCAJE Y OTRAS DISPONIBILIDADES | FONDOS EN MONEDA EXTRANJERA | COLOCACIONES    | INVERSIONES   | VARIOS          | TOTAL             | CAPITAL Y RESERVAS | BILLET. EN CIRCULACION | OBLIGACIONES SUJETAS A ENCAJE DEPOSITOS Y OTRAS OBLIG. | TOTAL          |                 | OBLIG. A FAVOR DE INSTITUC. INTERNACION. | DEPOSITOS EN MONEDA EXTRANJERA | VARIOS            | TOTAL |
| 1940 | 51                              | 10                          | 153             | 1             | 0               | 215               | 11                 | 143                    | 47   | 190            | ---             | 10                                       | 4                              | 215               |       |
| 1941 | 65                              | 5                           | 205             | 1             | 0               | 275               | 12                 | 209                    | 46   | 255            | ---             | 5  | 4                              | 275               |       |
| 1942 | 125                             | 6                           | 289             | 1             | 1               | 420               | 12                 | 283                    | 115  | 398            | ---             | 6  | 4                              | 420               |       |
| 1943 | 151                             | 8                           | 366             | 4             | 0               | 526               | 12                 | 343                    | 158  | 501            | ---             | 8  | 5                              | 526               |       |
| 1944 | 138                             | 7                           | 474             | 0             | 1               | 623               | 13                 | 417                    | 179  | 595            | ---             | 7  | 8                              | 623               |       |
| 1945 | 157                             | 10                          | 599             | 3             | 0               | 770               | 13                 | 502                    | 234  | 736            | ---             | 10                                       | 11                             | 770               |       |
| 1946 | 125                             | 18                          | 690             | 3             | 28              | 865               | 13                 | 599                    | 192  | 791            | ---             | 18                                       | 42                             | 865               |       |
| 1947 | 134                             | 16                          | 833             | 145           | 73              | 1,201             | 14                 | 73                     | 258  | 957            | ---             | 16                                       | 88                             | 1,201             |       |
| 1948 | 196                             | 32                          | 852             | 145           | 21              | 1,246             | 15                 | 761                    | 274  | 1,035          | ---             | 32                                       | 38                             | 1,246             |       |
| 1949 | 441                             | 73                          | 891             | 145           | 138             | 1,687             | 16                 | 883                    | 248  | 1,131          | ---             | 341                                      | 1,687                          | 1,687             |       |
| 1950 | 449                             | 100                         | 897             | 144           | 63              | 1,654             | 18                 | 1,034                  | 308  | 1,516          | ---             | 63                                       | 283                            | 1,654             |       |
| 1951 | 619                             | 63                          | 984             | 330           | 211             | 2,207             | 21                 | 1,208                  | 372  | 1,751          | ---             | 38                                       | 2,207                          | 2,207             |       |
| 1952 | 628                             | 38                          | 1,214           | 282           | 55              | 2,264             | 23                 | 1,379                  | 430  | 2,032          | ---             | 38                                       | 2,264                          | 2,264             |       |
| 1953 | 519                             | 61                          | 1,625           | 282           | 23              | 2,540             | 29                 | 1,758                  | 466  | 2,224          | ---             | 61                                       | 2,540                          | 2,540             |       |
| 1954 | 714                             | 77                          | 1,699           | 364           | 23              | 2,877             | 32                 | 1,890                  | 465  | 2,355          | ---             | 77                                       | 2,877                          | 2,877             |       |
| 1955 | 622                             | 120                         | 1,848           | 356           | 20              | 3,513             | 32                 | 2,280                  | 643  | 2,922          | ---             | 120                                      | 3,513                          | 3,513             |       |
| 1956 | 916                             | 112                         | 2,109           | 356           | 20              | 3,824             | 37                 | 2,505                  | 728  | 3,233          | ---             | 95                                       | 3,824                          | 3,824             |       |
| 1957 | 293                             | 98                          | 3,057           | 466           | 303             | 4,749             | 46                 | 2,835                  | 921  | 4,663          | ---             | 250                                      | 4,749                          | 4,749             |       |
| 1958 | 808                             | 250                         | 4,411           | 571           | 96              | 6,137             | 46                 | 3,402                  | 1,261  | 5,711          | ---             | 137                                      | 6,137                          | 6,137             |       |
| 1959 | 1,427                           | 137                         | 4,170           | 604           | 4               | 6,342             | 49                 | 3,728                  | 1,026  | 6,065          | ---             | 197                                      | 6,342                          | 6,342             |       |
| 1960 | 1,427                           | 137                         | 4,246           | 654           | 6               | 7,386             | 50                 | 4,336                  | 1,261  | 6,397          | ---             | 42                                       | 7,386                          | 7,386             |       |
| 1961 | 2,438                           | 42                          | 4,443           | 704           | 49              | 8,305             | 50                 | 4,980                  | 1,184  | 7,164          | ---             | 40                                       | 8,305                          | 8,305             |       |
| 1962 | 3,069                           | 38                          | 4,979           | 754           | 68              | 9,408             | 54                 | 5,884                  | 2,309  | 8,193          | ---             | 38                                       | 9,408                          | 9,408             |       |
| 1963 | 3,569                           | 38                          | 6,244           | 754           | 185             | 11,461            | 65                 | 7,186                  | 2,942  | 10,127         | ---             | 38                                       | 11,461                         | 11,461            |       |
| 1964 | 4,219                           | 59                          | 7,001           | 754           | 346             | 13,699            | 83                 | 8,440                  | 2,852  | 12,232         | ---             | 59                                       | 13,699                         | 13,699            |       |
| 1965 | 4,580                           | 84                          | 8,416           | 945           | 120             | 15,669            | 94                 | 9,481                  | 2,751  | 12,232         | ---             | 84                                       | 15,669                         | 15,669            |       |
| 1966 | 4,106                           | 112                         | 8,416           | 945           | 120             | 15,669            | 94                 | 9,481                  | 2,751  | 12,232         | ---             | 112                                      | 15,669                         | 15,669            |       |
| 1967 | 5,008                           | 508                         | 9,921           | 1,710         | 2,427           | 19,573            | 101                | 10,862                 | 2,626  | 14,488         | ---             | 508                                      | 19,573                         | 19,573            |       |
| 1968 | 4,496                           | 460                         | 11,685          | 2,024         | 2,024           | 20,374            | 108                | 13,828                 | 2,417  | 16,335         | ---             | 460                                      | 20,374                         | 20,374            |       |
| 1969 | 6,960                           | 238                         | 11,988          | 1,710         | 2,343           | 23,259            | 120                | 18,936                 | 2,508  | 20,447         | ---             | 238                                      | 23,259                         | 23,259            |       |
| 1970 | 13,566                          | 289                         | 13,521          | 2,474         | 3,273           | 33,123            | 173                | 18,936                 | 4,207  | 24,307         | ---             | 289                                      | 33,123                         | 33,123            |       |
| 1971 | 12,158                          | 289                         | 13,521          | 2,474         | 3,692           | 35,492            | 299                | 25,341                 | 4,207  | 29,548         | ---             | 289                                      | 35,492                         | 35,492            |       |
| 1972 | 19,107                          | 894                         | 16,774          | 3,877         | 4,925           | 47,881            | 474                | 31,247                 | 4,795  | 36,042         | ---             | 894                                      | 47,881                         | 47,881            |       |
| 1973 | 19,552                          | 867                         | 19,079          | 3,959         | 4,097           | 48,313            | 481                | 31,247                 | 4,795  | 36,042         | ---             | 867                                      | 48,313                         | 48,313            |       |
| 1974 | 31,028                          | 152                         | 23,854          | 4,461         | 8,050           | 67,346            | 641                | 38,237                 | 6,102  | 54,387         | ---             | 152                                      | 67,346                         | 67,346            |       |
| 1975 | 17,975                          | 1,282                       | 41,329          | 4,870         | 6,608           | 72,064            | 391                | 48,285                 | 24,174   | 79,630         | 15,679 (1)      | 1,282                                    | 72,064                         | 72,064            |       |
| 1976 | 19,387                          | 1,895                       | 41,329          | 6,909         | 391             | 85,143            | 391                | 55,456                 | 24,174   | 79,630         | ---             | 391                                      | 85,143                         | 85,143            |       |
| 1977 | 18,484                          | 35,805                      | 130,855         | 8,547         | 85,550          | 279,241           | 453                | 68,219                 | 30,164   | 98,383         | 89,541          | 35,805                                   | 279,241                        | 279,241           |       |
| 1978 | 91,258                          | ---                         | 198,459         | 27,493        | 193,286         | 510,496           | 248                | 182,885                | 274,694  | 149,446        | 167,346         | 35,376                                   | 510,496                        | 510,496           |       |
| 1979 | 330,140                         | ---                         | 253,672         | 48,054        | 287,133         | 1,499,433         | 248                | 318,250                | 335,071  | 1,020,114      | 370,204         | 35,376                                   | 1,499,433                      | 1,499,433         |       |
| 1980 | 804,589                         | ---                         | 553,674         | 68,960        | 265,010         | 1,825,403         | 248                | 526,092                | 335,071  | 1,124,664      | 427,991         | 657,074                                  | 1,825,403                      | 1,825,403         |       |
| 1981 | 693,371                         | ---                         | 739,204         | 134,749       | 297,366         | 3,379,206         | 248                | 733,881                | 608,922  | 1,352,857      | 370,204         | 1,051,051                                | 3,379,206                      | 3,379,206         |       |
| 1982 | 1,762,004                       | ---                         | 973,226         | 283,205       | 2,099,945       | 11,193,055        | 248                | 1,333,003              | 608,922  | 1,941,925      | 5,271,623       | 2,626,402                                | 11,193,055                     | 11,193,055        |       |
| 1983 | 4,014,470                       | ---                         | 4,395,435       | 787,632       | 7,934,851       | 27,739,149        | 248                | 2,838,197              | 857,692  | 3,695,889      | 16,921,725      | 3,972,968                                | 27,739,149                     | 27,739,149        |       |
| 1984 | 11,498,957                      | ---                         | 10,760,815      | 2,327,087     | 23,875,145      | 69,359,826        | 248                | 9,304,277              | 13,623,857   | 8,770,763      | 29,945,200      | 7,715,421                                | 69,359,826                     | 69,359,826        |       |
| 1985 | 32,396,779                      | ---                         | 20,239,196      | 4,241,262     | 35,116,722      | 85,452,556        | 248                | 18,414,847             | 20,603,828   | 15,324,659     | 45,520,870      | 13,212,421                               | 85,452,556                     | 85,452,556        |       |
| 1986 | 25,855,376                      | ---                         | 74,851,188      | 5,141,593     | 48,641,168      | 167,789,276       | 756                | 46,724,782             | 39,251,330   | 18,608,789     | 17,899,045      | 17,682,799                               | 167,789,276                    | 167,789,276       |       |
| 1987 | 39,155,327                      | ---                         | 335,600,044     | 11,803,216    | 1,118,092,000   | 1,898,002,570     | 756                | 295,802,882            | 155,166,421  | 43,615,986     | 979,991,469     | 423,424,521                              | 1,898,002,570                  | 1,898,002,570     |       |
| 1988 | 432,102,310                     | ---                         | 6,711,414,436   | 995,000,000   | 5,913,000,000   | 21,873,294,116    | 756                | 6,549,909,967          | 2,248,714,944  | 8,798,624,911  | 8,219,000,000   | 2,713,879,505                            | 21,873,294,116                 | 21,873,294,116    |       |
| 1989 | 8,254,106,667                   | ---                         | 218,482,000,000 | 5,737,000,000 | 338,318,000,000 | 1,433,141,000,000 | 756                | 340,193,000,000        | 99,120,000,000   | 17,866,000,000 | 786,248,000,000 | 189,714,000,000                          | 1,433,141,000,000              | 1,433,141,000,000 |       |
| 1990 | 870,604,000,000                 | ---                         | ---             | ---           | ---             | ---               | ---                | ---                    | ---  | ---            | ---             | ---                                      | ---                            | ---               | ---   |

NOTA:  
(1) Incluye depósitos y obligaciones.

FUENTE: Banco Central de Reserva, MEMORIA, (varios años).

Cuadro IV. 7

CLASIFICACION DEL MEDIO CIRCULANTE: 1920-1990  
(MILESIMOS DE NUEVOS SOLES CORRIENTES)

| AÑOS | BILLETES Y MONEDAS(1) | DEPOSITOS Y OTRAS OBLIGACIONES EN MONEDA NACIONAL (2) | MONEDA FRACCIONARIA (3) | TOTAL DEL MEDIO CIRCULANTE |
|------|-----------------------|---|-------------------------|----------------------------|
| 1920 | 76                    | 2   | 2                       | 82                         |
| 1925 | 64                    | 11  | 15                      | 90                         |
| 1926 | 61                    | 8   | 18                      | 87                         |
| 1927 | 60                    | 11  | 19                      | 90                         |
| 1928 | 61                    | 8   | 21                      | 90                         |
| 1929 | 65                    | 14  | 22                      | 101                        |
| 1930 | 64                    | 6   | 24                      | 94                         |
| 1931 | 55                    | 6   | 24                      | 85                         |
| 1932 | 50                    | 3   | 24                      | 77                         |
| 1933 | 67                    | 19  | 24                      | 110                        |
| 1934 | 74                    | 26  | 27                      | 127                        |
| 1935 | 84                    | 12  | 30                      | 126                        |
| 1936 | 96                    | 26  | 30                      | 152                        |
| 1937 | 96                    | 46  | 30                      | 172                        |
| 1938 | 108                   | 41  | 30                      | 179                        |
| 1939 | 132                   | 35  | 30                      | 197                        |
| 1940 | 143                   | 47  | 30                      | 220                        |
| 1941 | 209                   | 46  | 31                      | 285                        |
| 1942 | 283                   | 115   | 31                      | 430                        |
| 1943 | 343                   | 158   | 33                      | 534                        |
| 1944 | 417                   | 179   | 34                      | 630                        |
| 1945 | 502                   | 234   | 36                      | 772                        |
| 1946 | 599                   | 192   | 37                      | 828                        |
| 1947 | 699                   | 258   | 39                      | 996                        |
| 1948 | 761                   | 274   | 40                      | 1,076                      |
| 1949 | 883                   | 248   | 42                      | 1,173                      |
| 1950 | 1,034                 | 256   | 43                      | 1,334                      |
| 1951 | 1,208                 | 308   | 45                      | 1,561                      |
| 1952 | 1,379                 | 372   | 47                      | 1,798                      |
| 1953 | 1,602                 | 430   | 49                      | 2,081                      |
| 1954 | 1,758                 | 466   | 40                      | 2,264                      |
| 1955 | 1,890                 | 465   | 53                      | 2,408                      |
| 1956 | 2,280                 | 643   | 55                      | 2,977                      |
| 1957 | 2,505                 | 718   | 58                      | 3,281                      |
| 1958 | 2,835                 | 671   | 59                      | 3,566                      |
| 1959 | 3,402                 | 1,261   | 62                      | 4,725                      |
| 1960 | 3,728                 | 1,626   | 65                      | 5,419                      |
| 1961 | 4,336                 | 2,061   | 68                      | 6,465                      |
| 1962 | 4,980                 | 2,184   | 72                      | 7,236                      |
| 1963 | 5,884                 | 2,309   | 76                      | 8,269                      |
| 1964 | 7,186                 | 2,942   | 78                      | 10,206                     |
| 1965 | 8,440                 | 2,852   | 78                      | 11,371                     |
| 1966 | 9,481                 | 2,751   | 78                      | 12,310                     |
| 1967 | 10,862                | 2,626   | 78                      | 13,566                     |
| 1968 | 12,219                | 2,418   | 78                      | 14,715                     |
| 1969 | 13,828                | 2,508   | 78                      | 16,414                     |
| 1970 | 18,902                | 5,371   | 113                     | 24,385                     |
| 1971 | 21,586                | 4,207   | 118                     | 25,911                     |
| 1972 | 25,296                | 8,295   | 124                     | 33,714                     |
| 1973 | 31,195                | 4,795   | 130                     | 36,120                     |
| 1974 | 38,178                | 13,212  | 137                     | 51,527                     |
| 1975 | 47,742                | 6,102   | 622                     | 54,466                     |
| 1976 | 54,662                | 24,174  | 873                     | 79,708                     |
| 1977 | 67,316                | 30,164  | 981                     | 98,461                     |
| 1978 | 101,781               | 46,688  | 1,056                   | 149,525                    |
| 1979 | 181,844               | 274,695   | 1,120                   | 457,658                    |
| 1980 | 317,146               | 385,039   | 1,183                   | 703,368                    |
| 1981 | 524,948               | 335,471   | 1,222                   | 861,641                    |
| 1982 | 732,744               | 286,233   | 1,216                   | 1,020,193                  |
| 1983 | 1,331,866             | 608,922   | 1,215                   | 1,942,003                  |
| 1984 | 2,837,139             | 857,692   | 1,137                   | 3,695,968                  |
| 1985 | 9,303,218             | 13,623,857  | 1,137                   | 22,928,212                 |
| 1986 | 18,288,644            | 20,603,828  | 126,281                 | 39,018,753                 |
| 1987 | 46,551,521            | 39,251,329  | 173,289                 | 85,976,139                 |
| 1988 | 295,585,220           | 155,166,421   | 217,739                 | 450,969,380                |
| 1989 | 6,549,692,000         | 2,248,715,000   | 217,739                 | 8,798,624,739              |
| 1990 | 340,193,392,000       | 99,119,335,000  | 217,739                 | 439,312,944,739            |

## NOTAS:

(1) Incluye monedas a partir de 5 soles.

(2) En el Banco Central de Reserva.

(3) Incluye 78.4 millones emitidos por el gobierno y, desde 1975, las monedas de uno y medio sol.

FUENTE: Banco Central de Reserva, BOLETIN MENSUAL, (varios números).

Quadro IV. 8

PRINCIPALES CUENTAS DEL SISTEMA BANCARIO: 1931-1988  
(MILESIMOS DE NUEVOS SOLES CORRIENTES)

| AÑOS | BANCO CENTRAL DE RESERVA       |              |                     |            | BANCO DE LA NACION (1)         |              |                     |            | BANCOS COMERCIALES Y DE AHORROS |              |                     |            | BANCA DE FOMENTO               |              |                     |            |
|------|--------------------------------|--------------|---------------------|------------|--------------------------------|--------------|---------------------|------------|---------------------------------|--------------|---------------------|------------|--------------------------------|--------------|---------------------|------------|
|      | DEPOSITOS A LA VISTA Y A PLAZO | COLOCACIONES | CAPITAL Y RE-SERVAS | UTILIDADES | DEPOSITOS A LA VISTA Y A PLAZO | COLOCACIONES | CAPITAL Y RE-SERVAS | UTILIDADES | DEPOSITOS A LA VISTA Y A PLAZO  | COLOCACIONES | CAPITAL Y RE-SERVAS | UTILIDADES | DEPOSITOS A LA VISTA Y A PLAZO | COLOCACIONES | CAPITAL Y RE-SERVAS | UTILIDADES |
| 1931 | 7                              | 13           | 16                  | 0          | 85                             | 18           | 40                  | 2          | 119                             | 18           | 40                  | 2          | 119                            | 18           | 40                  | 0          |
| 1932 | 6                              | 18           | 11                  | 0          | 83                             | 26           | 39                  | 1          | 134                             | 26           | 39                  | 1          | 134                            | 26           | 39                  | 0          |
| 1933 | 21                             | 49           | 10                  | 1          | 101                            | 33           | 40                  | 2          | 154                             | 33           | 40                  | 2          | 154                            | 33           | 40                  | 0          |
| 1934 | 29                             | 62           | 10                  | 1          | 130                            | 40           | 42                  | 3          | 119                             | 40           | 42                  | 3          | 119                            | 40           | 42                  | 0          |
| 1935 | 17                             | 38           | 10                  | 1          | 150                            | 40           | 43                  | 3          | 141                             | 40           | 43                  | 3          | 141                            | 40           | 43                  | 0          |
| 1936 | 32                             | 84           | 10                  | 1          | 174                            | 49           | 47                  | 4          | 177                             | 49           | 47                  | 4          | 177                            | 49           | 47                  | 1          |
| 1937 | 85                             | 109          | 11                  | 1          | 195                            | 61           | 50                  | 4          | 193                             | 61           | 50                  | 4          | 193                            | 61           | 50                  | 1          |
| 1938 | 42                             | 109          | 11                  | 1          | 218                            | 72           | 50                  | 4          | 217                             | 72           | 50                  | 4          | 217                            | 72           | 50                  | 2          |
| 1939 | 37                             | 129          | 11                  | 1          | 240                            | 84           | 54                  | 6          | 237                             | 84           | 54                  | 6          | 237                            | 84           | 54                  | 2          |
| 1940 | 57                             | 133          | 11                  | 1          | 280                            | 84           | 57                  | 7          | 268                             | 84           | 57                  | 7          | 268                            | 84           | 57                  | 2          |
| 1941 | 51                             | 205          | 12                  | 2          | 354                            | 100          | 62                  | 8          | 304                             | 100          | 62                  | 8          | 304                            | 100          | 62                  | 3          |
| 1942 | 121                            | 289          | 12                  | 2          | 470                            | 143          | 64                  | 10         | 328                             | 143          | 64                  | 10         | 328                            | 143          | 64                  | 3          |
| 1943 | 166                            | 366          | 12                  | 3          | 619                            | 197          | 76                  | 12         | 460                             | 197          | 76                  | 12         | 460                            | 197          | 76                  | 3          |
| 1944 | 186                            | 474          | 13                  | 3          | 769                            | 237          | 86                  | 15         | 586                             | 237          | 86                  | 15         | 586                            | 237          | 86                  | 4          |
| 1945 | 244                            | 599          | 13                  | 3          | 839                            | 270          | 102                 | 15         | 658                             | 270          | 102                 | 15         | 658                            | 270          | 102                 | 4          |
| 1946 | 400                            | 690          | 13                  | 4          | 981                            | 300          | 113                 | 17         | 912                             | 300          | 113                 | 17         | 912                            | 300          | 113                 | 3          |
| 1947 | 400                            | 833          | 14                  | 5          | 1124                           | 326          | 153                 | 21         | 1033                            | 326          | 153                 | 21         | 1033                           | 326          | 153                 | 1          |
| 1948 | 432                            | 852          | 15                  | 7          | 1235                           | 343          | 168                 | 22         | 1187                            | 343          | 168                 | 22         | 1187                           | 343          | 168                 | 1          |
| 1949 | 447                            | 891          | 16                  | 6          | 1413                           | 401          | 196                 | 29         | 1419                            | 401          | 196                 | 29         | 1419                           | 401          | 196                 | 2          |
| 1950 | 482                            | 897          | 16                  | 14         | 1844                           | 482          | 353                 | 31         | 1755                            | 482          | 353                 | 31         | 1755                           | 482          | 353                 | 0          |
| 1951 | 695                            | 984          | 21                  | 15         | 2267                           | 564          | 433                 | 31         | 2296                            | 564          | 433                 | 31         | 2296                           | 564          | 433                 | 4          |
| 1952 | 688                            | 1214         | 22                  | 15         | 3030                           | 673          | 510                 | 38         | 2936                            | 673          | 510                 | 38         | 2936                           | 673          | 510                 | 4          |
| 1953 | 902                            | 1699         | 25                  | 26         | 3687                           | 780          | 540                 | 66         | 3309                            | 780          | 540                 | 66         | 3309                           | 780          | 540                 | 3          |
| 1954 | 936                            | 1848         | 25                  | 28         | 4431                           | 1038         | 586                 | 74         | 4233                            | 1038         | 586                 | 74         | 4233                           | 1038         | 586                 | 5          |
| 1955 | 1106                           | 2109         | 34                  | 29         | 4778                           | 1225         | 629                 | 78         | 4836                            | 1225         | 629                 | 78         | 4836                           | 1225         | 629                 | 5          |
| 1956 | 1478                           | 3654         | 37                  | 51         | 4778                           | 1437         | 752                 | 78         | 5245                            | 1437         | 752                 | 78         | 5245                           | 1437         | 752                 | 1          |
| 1957 | 2082                           | 4411         | 46                  | 49         | 5674                           | 1869         | 777                 | 75         | 5328                            | 1869         | 777                 | 75         | 5328                           | 1869         | 777                 | 2          |
| 1958 | 2369                           | 4170         | 46                  | 26         | 6639                           | 2014         | 796                 | 87         | 5579                            | 2014         | 796                 | 87         | 5579                           | 2014         | 796                 | 3          |
| 1959 | 2756                           | 4246         | 46                  | 38         | 7639                           | 2144         | 875                 | 91         | 6785                            | 2144         | 875                 | 91         | 6785                           | 2144         | 875                 | 4          |
| 1960 | 3105                           | 4979         | 54                  | 75         | 8606                           | 2383         | 1050                | 108        | 8208                            | 2383         | 1050                | 108        | 8208                           | 2383         | 1050                | 3          |
| 1961 | 3768                           | 6284         | 63                  | 83         | 9641                           | 2729         | 1217                | 121        | 9563                            | 2729         | 1217                | 121        | 9563                           | 2729         | 1217                | 5          |
| 1962 | 4443                           | 7001         | 68                  | 94         | 10760                          | 3474         | 1270                | 122        | 10729                           | 3474         | 1270                | 122        | 10729                          | 3474         | 1270                | 9          |
| 1963 | 5082                           | 8121         | 73                  | 119        | 13009                          | 4249         | 1301                | 133        | 12021                           | 4249         | 1301                | 133        | 12021                          | 4249         | 1301                | 6          |
| 1964 | 5701                           | 9011         | 83                  | 172        | 14756                          | 5403         | 1476                | 144        | 14491                           | 5403         | 1476                | 144        | 14491                          | 5403         | 1476                | 6          |
| 1965 | 6277                           | 10011        | 84                  | 231        | 15697                          | 6502         | 1515                | 161        | 15703                           | 6502         | 1515                | 161        | 15703                          | 6502         | 1515                | 11         |
| 1966 | 6277                           | 10011        | 84                  | 231        | 17246                          | 6548         | 1577                | 179        | 16625                           | 6548         | 1577                | 179        | 16625                          | 6548         | 1577                | 7          |
| 1967 | 6277                           | 10011        | 84                  | 231        | 17670                          | 7111         | 1894                | 212        | 17946                           | 7111         | 1894                | 212        | 17946                          | 7111         | 1894                | 3          |
| 1968 | 6277                           | 10011        | 84                  | 231        | 19454                          | 7460         | 2141                | 213        | 19238                           | 7460         | 2141                | 213        | 19238                          | 7460         | 2141                | 8          |
| 1969 | 6277                           | 10011        | 84                  | 231        | 20676                          | 8076         | 2362                | 289        | 20632                           | 8076         | 2362                | 289        | 20632                          | 8076         | 2362                | 14         |
| 1970 | 6277                           | 10011        | 84                  | 231        | 31255                          | 9225         | 4446                | 416        | 34530                           | 9225         | 4446                | 416        | 34530                          | 9225         | 4446                | 15         |
| 1971 | 6277                           | 10011        | 84                  | 231        | 39944                          | 12311        | 6643                | 661        | 42568                           | 12311        | 6643                | 661        | 42568                          | 12311        | 6643                | 16         |
| 1972 | 6277                           | 10011        | 84                  | 231        | 49983                          | 16331        | 9322                | 869        | 42568                           | 16331        | 9322                | 869        | 42568                          | 16331        | 9322                | 16         |
| 1973 | 6277                           | 10011        | 84                  | 231        | 56389                          | 14049        | 45932               | 1071       | 45932                           | 14049        | 45932               | 1071       | 45932                          | 14049        | 45932               | 16         |
| 1974 | 6277                           | 10011        | 84                  | 231        | 62213                          | 16553        | 6132                | 1310       | 58871                           | 16553        | 6132                | 1310       | 58871                          | 16553        | 6132                | 16         |
| 1975 | 6277                           | 10011        | 84                  | 231        | 78412                          | 18772        | 7272                | 2055       | 71464                           | 18772        | 7272                | 2055       | 71464                          | 18772        | 7272                | 16         |
| 1976 | 6277                           | 10011        | 84                  | 231        | 92213                          | 23412        | 10747               | 2555       | 84709                           | 23412        | 10747               | 2555       | 84709                          | 23412        | 10747               | 16         |
| 1977 | 6277                           | 10011        | 84                  | 231        | 147442                         | 31565        | 15933               | 3754       | 114394                          | 31565        | 15933               | 3754       | 114394                         | 31565        | 15933               | 16         |
| 1978 | 6277                           | 10011        | 84                  | 231        | 197203                         | 66494        | 29809               | 8294       | 203067                          | 66494        | 29809               | 8294       | 203067                         | 66494        | 29809               | 16         |
| 1979 | 6277                           | 10011        | 84                  | 231        | 291203                         | 192801       | 74372               | 21810      | 283451                          | 192801       | 74372               | 21810      | 283451                         | 192801       | 74372               | 16         |
| 1980 | 6277                           | 10011        | 84                  | 231        | 435628                         | 309444       | 113798              | 27827      | 435628                          | 309444       | 113798              | 27827      | 435628                         | 309444       | 113798              | 16         |
| 1981 | 6277                           | 10011        | 84                  | 231        | 604249                         | 455891       | 208718              | 38571      | 604249                          | 455891       | 208718              | 38571      | 604249                         | 455891       | 208718              | 16         |
| 1982 | 6277                           | 10011        | 84                  | 231        | 848249                         | 629329       | 282624              | 525558     | 848249                          | 629329       | 282624              | 525558     | 848249                         | 629329       | 282624              | 16         |
| 1983 | 6277                           | 10011        | 84                  | 231        | 1104992                        | 830323       | 403823              | 1033906    | 1104992                         | 830323       | 403823              | 1033906    | 1104992                        | 830323       | 403823              | 16         |
| 1984 | 6277                           | 10011        | 84                  | 231        | 1313918                        | 1013690      | 2030773             | 1173316    | 1313918                         | 1013690      | 2030773             | 1173316    | 1313918                        | 1013690      | 2030773             | 16         |
| 1985 | 6277                           | 10011        | 84                  | 231        | 18142205                       | 1573226      | 581411              | 4690390    | 18142205                        | 1573226      | 581411              | 4690390    | 18142205                       | 1573226      | 581411              | 16         |
| 1986 | 6277                           | 10011        | 84                  | 231        | 26387805                       | 3703220      | 58272071            | 8282982    | 26387805                        | 3703220      | 58272071            | 8282982    | 26387805                       | 3703220      | 58272071            | 16         |
| 1987 | 6277                           | 10011        | 84                  | 231        | 362270763                      | 26923488     | 485395092           | 107357698  | 362270763                       | 26923488     | 485395092           | 107357698  | 362270763                      | 26923488     | 485395092           | 16         |
| 1988 | 6277                           | 10011        | 84                  | 231        | 598725389                      | 384428009    | 21357570            | 25205661   | 598725389                       | 384428009    | 21357570            | 25205661   | 598725389                      | 384428009    | 21357570            | 16         |

NOTA:  
(1) Fundado en 1986.  
FUENTE: Superintendencia de Banca y Seguros, MEMORIA ANUAL, (varios años).

Cuadro IV.9

PRINCIPALES CUENTAS DEL SISTEMA NO BANCARIO: 1932-1988  
(MILESIMOS DE NUEVOS SOLES CORRIENTES)

| AÑOS | EMPRESAS FINANCIERAS PRIVADAS (1) |              |                    |                   |             | COMPAÑÍAS DE SEGUROS |             |                                |  |
|------|-----------------------------------|--------------|--------------------|-------------------|-------------|----------------------|-------------|--------------------------------|--|
|      | DEPOSITOS                         | COLOCACIONES | CAPITAL Y RESERVAS | BONOS FINANCIEROS | UTILIDADES  | CAPITAL Y RESERVAS   | UTILIDADES  | FONDOS DISPONIBLES E INVERSION |  |
| 1932 | n.d                               | n.d          | n.d                | n.d               | n.d         | 40.5                 | n.d         | n.d                            |  |
| 1933 | n.d                               | n.d          | n.d                | n.d               | n.d         | 37.3                 | n.d         | n.d                            |  |
| 1934 | n.d                               | n.d          | n.d                | n.d               | n.d         | 38.2                 | n.d         | n.d                            |  |
| 1935 | n.d                               | n.d          | n.d                | n.d               | n.d         | 39.7                 | 1.8         | n.d                            |  |
| 1936 | n.d                               | n.d          | n.d                | n.d               | n.d         | 38.8                 | 1.9         | n.d                            |  |
| 1937 | n.d                               | n.d          | n.d                | n.d               | n.d         | 40.4                 | 2.2         | n.d                            |  |
| 1938 | n.d                               | n.d          | n.d                | n.d               | n.d         | 42.7                 | 2.4         | 37.9                           |  |
| 1939 | n.d                               | n.d          | n.d                | n.d               | n.d         | 45.1                 | 2.3         | 41.0                           |  |
| 1940 | n.d                               | n.d          | n.d                | n.d               | n.d         | 47.3                 | 2.7         | 44.4                           |  |
| 1941 | n.d                               | n.d          | n.d                | n.d               | n.d         | 50.3                 | 3.1         | 48.2                           |  |
| 1942 | n.d                               | n.d          | n.d                | n.d               | n.d         | 53.6                 | 4.9         | 54.5                           |  |
| 1943 | n.d                               | n.d          | n.d                | n.d               | n.d         | 63.6                 | 5.5         | 65.8                           |  |
| 1944 | n.d                               | n.d          | n.d                | n.d               | n.d         | 74.1                 | 6.0         | 75.8                           |  |
| 1945 | n.d                               | n.d          | n.d                | n.d               | n.d         | 85.0                 | 6.5         | 87.4                           |  |
| 1946 | n.d                               | n.d          | n.d                | n.d               | n.d         | 98.9                 | 6.6         | 102.4                          |  |
| 1947 | n.d                               | n.d          | n.d                | n.d               | n.d         | 115.8                | 8.6         | 120.0                          |  |
| 1948 | n.d                               | n.d          | n.d                | n.d               | n.d         | 148.2                | 10.2        | 158.5                          |  |
| 1949 | n.d                               | n.d          | n.d                | n.d               | n.d         | 205.9                | 13.1        | 207.5                          |  |
| 1950 | n.d                               | n.d          | n.d                | n.d               | n.d         | 248.3                | 15.2        | 238.5                          |  |
| 1951 | n.d                               | n.d          | n.d                | n.d               | n.d         | 278.5                | 20.9        | 261.0                          |  |
| 1952 | n.d                               | n.d          | n.d                | n.d               | n.d         | 320.6                | 21.0        | 305.8                          |  |
| 1953 | n.d                               | n.d          | n.d                | n.d               | n.d         | 374.5                | 23.6        | 350.9                          |  |
| 1954 | n.d                               | n.d          | n.d                | n.d               | n.d         | 448.5                | 28.4        | 432.7                          |  |
| 1955 | n.d                               | n.d          | n.d                | n.d               | n.d         | 507.9                | 31.6        | 502.1                          |  |
| 1956 | n.d                               | n.d          | n.d                | n.d               | n.d         | 573.6                | 40.6        | 562.4                          |  |
| 1957 | n.d                               | n.d          | n.d                | n.d               | n.d         | 647.8                | 46.9        | 634.6                          |  |
| 1958 | n.d                               | n.d          | n.d                | n.d               | n.d         | 732.9                | 47.5        | 716.9                          |  |
| 1959 | n.d                               | n.d          | n.d                | n.d               | n.d         | 822.8                | 59.9        | 812.5                          |  |
| 1960 | n.d                               | n.d          | n.d                | n.d               | n.d         | 1,008.5              | 66.5        | 954.0                          |  |
| 1961 | n.d                               | n.d          | n.d                | n.d               | n.d         | 1,161.1              | 68.8        | 1,033.0                        |  |
| 1962 | n.d                               | n.d          | n.d                | n.d               | n.d         | 1,297.0              | 66.0        | 1,127.2                        |  |
| 1963 | n.d                               | n.d          | n.d                | n.d               | n.d         | 1,459.5              | 69.6        | 1,209.7                        |  |
| 1964 | n.d                               | n.d          | n.d                | n.d               | n.d         | 1,601.9              | 50.2        | 1,309.7                        |  |
| 1965 | n.d                               | n.d          | n.d                | n.d               | n.d         | 1,763.6              | 49.4        | 1,442.7                        |  |
| 1966 | n.d                               | n.d          | n.d                | n.d               | n.d         | 1,945.2              | 54.1        | 1,607.9                        |  |
| 1967 | n.d                               | n.d          | n.d                | n.d               | n.d         | 2,286.9              | 73.7        | 1,908.1                        |  |
| 1968 | n.d                               | n.d          | n.d                | n.d               | n.d         | 2,801.0              | 106.8       | 2,418.7                        |  |
| 1969 | n.d                               | n.d          | n.d                | n.d               | n.d         | 3,003.1              | 168.8       | 2,514.4                        |  |
| 1970 | n.d                               | n.d          | n.d                | n.d               | n.d         | 3,196.6              | 286.7       | 2,965.2                        |  |
| 1971 | n.d                               | n.d          | n.d                | n.d               | n.d         | 4,032.6              | 322.9       | 3,916.3                        |  |
| 1972 | 422.4                             | 910.9        | 505.8              | 9.5               | 31.9        | 4,462.7              | 444.3       | 4,361.2                        |  |
| 1973 | 938.4                             | 1,502.7      | 517.0              | 122.8             | 24.9        | 5,096.5              | 459.7       | 4,969.8                        |  |
| 1974 | 1,541.5                           | 2,236.6      | 560.0              | 291.3             | 36.7        | 5,672.5              | 653.6       | 5,768.6                        |  |
| 1975 | 2,519.2                           | 3,230.1      | 634.9              | 320.0             | 63.6        | 6,623.1              | 693.2       | 6,428.1                        |  |
| 1976 | 3,732.1                           | 4,332.2      | 613.9              | 420.0             | 54.2        | 8,814.6              | 553.7       | 9,412.9                        |  |
| 1977 | 5,374.0                           | 5,764.7      | 957.0              | 320.0             | 796.7       | 11,664.2             | 796.7       | 12,813.0                       |  |
| 1978 | 8,195.0                           | 8,324.8      | 1,415.3            | 398.7             | 237.2       | 15,593.2             | 1,140.4     | 19,063.0                       |  |
| 1979 | 20,531.0                          | 21,382.0     | 2,832.0            | 334.0             | 621.7       | 29,461.0             | 2,919.0     | 31,211.0                       |  |
| 1980 | 56,757.0                          | 63,050.0     | 8,221.0            | 273.0             | 2,002.4     | 49,522.0             | 5,344.0     | 65,750.0                       |  |
| 1981 | 144,409.0                         | 148,020.0    | 18,076.0           | 206.0             | 3,616.0     | 93,856.0             | 7,667.0     | 99,909.0                       |  |
| 1982 | 266,700.0                         | 273,068.0    | 27,180.0           | 123.0             | 2,983.0     | 171,783.0            | 5,116.0     | 204,479.0                      |  |
| 1983 | 408,765.0                         | 367,868.0    | 70,812.0           | 60.0              | 9,975.0     | 402,523.0            | 8,022.0     | 515,881.0                      |  |
| 1984 | 739,951.0                         | 600,021.0    | 154,953.0          | 40.0              | 24,567.0    | 836,586.0            | 38,127.0    | 1,078,203.0                    |  |
| 1985 | 2,534,746.0                       | 1,571,893.0  | 464,205.0          | 40.0              | 87,685.0    | 2,183,064.0          | 144,096.0   | 2,733,110.0                    |  |
| 1986 | 5,071,763.0                       | 4,510,296.0  | 721,889.0          | --                | 119,761.0   | 3,546,066.0          | 284,338.0   | 4,392,680.0                    |  |
| 1987 | 9,053,970.0                       | 10,224,746.0 | 1,522,472.0        | --                | 363,282.0   | 6,965,077.0          | 532,019.0   | 8,466,395.0                    |  |
| 1988 | 42,814,619.0                      | 46,885,479.0 | 15,379,245.0       | --                | 5,026,496.0 | 121,497,209.0        | 9,776,581.0 | 212,662,903.0                  |  |

NOTA:

(1) Las empresas financieras de régimen privado comenzaron a operar en 1972.

FUENTE: Superintendencia de Banca y Seguros, MEMORIA ANUAL, (varios años).



Cuadro IV.10

CUENTAS MONETARIAS DEL SISTEMA BANCARIO: 1950-1990 (I)  
(NUEVOS SOLES CORRIENTES)

| AÑOS  | C R E D I T O I N T E R N O N E T O |                 |   |               |                |               |                 |           |                               |               | OTROS PASIVOS |               |               |
|-------|-------------------------------------|-----------------|---|---------------|----------------|---------------|-----------------|-----------|-------------------------------|---------------|---------------|---------------|---------------|
|       | RESERVAS INTERNACIONALES NETAS      |                 | OTRAS OPERACIONES NETAS CON EL EXTERIOR |               | SECTOR PÚBLICO |               | SECTOR PRIVADO  |           | CAPITAL RESERVAS Y PROVISION. |               |               |               |               |
|       | TOTAL                               |                 | TOTAL                                   |               | TOTAL          |               | TOTAL           |           | TOTAL                         |               |               |               |               |
|       | ACTIVO                              | PASIVO          | ACTIVO                                  | PASIVO        | TOTAL          | DEPOSITOS     | RESTO CRED. (2) | DEPOSITOS | RESERVAS Y PROVISION.         | OTROS PASIVOS |               |               |               |
| 1950  | 0.8                                 | n.d             | 0.2                                     | 0.7           | 2.2            | 0.7           | 0.7             | n.d       | 0.0                           | n.d           | 1.8           | n.d           | (0.3)         |
| 1951  | 0.8                                 | n.d             | 0.0                                     | 0.7           | 2.9            | 0.7           | 0.7             | n.d       | (0.0)                         | n.d           | 2.8           | n.d           | (0.5)         |
| 1952  | 0.8                                 | n.d             | 0.0                                     | 0.8           | 3.7            | 0.8           | 0.8             | n.d       | (0.0)                         | n.d           | 3.5           | n.d           | (0.6)         |
| 1953  | 0.8                                 | n.d             | 0.0                                     | 0.9           | 4.3            | 0.9           | 1.0             | n.d       | (0.0)                         | n.d           | 4.0           | n.d           | (0.6)         |
| 1954  | 1.0                                 | n.d             | 0.0                                     | 1.3           | 4.6            | 1.1           | 1.1             | n.d       | 0.2                           | n.d           | 4.3           | n.d           | (1.0)         |
| 1955  | 1.1                                 | n.d             | 0.0                                     | 1.1           | 5.3            | 1.1           | 0.9             | n.d       | 0.2                           | n.d           | 5.3           | n.d           | (1.1)         |
| 1956  | 1.3                                 | n.d             | 0.0                                     | 1.3           | 6.2            | 1.3           | 1.1             | n.d       | 0.2                           | n.d           | 6.0           | n.d           | (1.1)         |
| 1957  | 0.8                                 | n.d             | 0.0                                     | 1.7           | 7.3            | 1.6           | 2.0             | n.d       | 0.3                           | n.d           | 7.0           | n.d           | (1.4)         |
| 1958  | 0.9                                 | n.d             | 0.0                                     | 2.4           | 8.8            | 3.3           | 3.3             | n.d       | 0.1                           | n.d           | 7.1           | n.d           | (1.7)         |
| 1959  | 1.6                                 | n.d             | 0.0                                     | 3.1           | 10.0           | 3.1           | 3.2             | n.d       | 0.1                           | n.d           | 8.8           | n.d           | (2.0)         |
| 1960  | 1.9                                 | n.d             | 0.2                                     | 2.6           | 11.1           | 2.8           | 2.8             | n.d       | (0.3)                         | n.d           | 8.8           | n.d           | (1.9)         |
| 1961  | 2.8                                 | n.d             | 0.4                                     | 2.3           | 12.0           | 2.6           | 2.6             | n.d       | (0.4)                         | n.d           | 12.3          | n.d           | (2.1)         |
| 1962  | 3.7                                 | n.d             | 0.5                                     | 2.2           | 13.6           | 2.5           | 2.5             | n.d       | (0.4)                         | n.d           | 14.1          | n.d           | (2.6)         |
| 1963  | 4.6                                 | n.d             | 0.8                                     | 3.0           | 16.6           | 4.2           | 4.2             | n.d       | (1.1)                         | n.d           | 20.8          | n.d           | (2.7)         |
| 1964  | 5.7                                 | n.d             | 1.9                                     | 5.3           | 22.4           | 6.0           | 6.0             | n.d       | (0.6)                         | n.d           | 23.9          | n.d           | (2.9)         |
| 1965  | 6.0                                 | 0.8             | 1.9                                     | 7.8           | 26.9           | 8.8           | 8.8             | n.d       | (1.0)                         | n.d           | 23.9          | 6.6           | (3.7)         |
| 1966  | 5.9                                 | 7.1             | 1.2                                     | 10.2          | 33.7           | 11.1          | 15.4            | n.d       | (0.9)                         | n.d           | 27.4          | 7.8           | (4.8)         |
| 1967  | 4.9                                 | 4.1             | 2.3                                     | 10.3          | 33.7           | 12.6          | 16.8            | n.d       | (2.3)                         | n.d           | 31.2          | 7.7           | (6.0)         |
| 1968  | 5.1                                 | 8.7             | 3.7                                     | 11.6          | 37.3           | 12.5          | 21.3            | n.d       | (0.9)                         | n.d           | 34.3          | 10.9          | (8.6)         |
| 1969  | 6.4                                 | 3.9             | 2.8                                     | 9.2           | 40.6           | 11.6          | 23.9            | n.d       | (2.5)                         | n.d           | 39.6          | 13.3          | (8.2)         |
| 1970  | 16.4                                | 19.2            | 2.8                                     | 15.1          | 52.2           | 19.3          | 28.4            | n.d       | (4.2)                         | n.d           | 59.0          | 16.5          | (10.9)        |
| 1971  | 13.4                                | 17.5            | 4.1                                     | 17.0          | 62.9           | 25.6          | 35.4            | n.d       | (8.6)                         | n.d           | 72.9          | 19.8          | (13.2)        |
| 1972  | 15.3                                | 22.0            | 4.9                                     | 26.9          | 92.9           | 32.8          | 43.9            | n.d       | (5.6)                         | n.d           | 84.5          | 5.7           | 0.8           |
| 1973  | 15.9                                | 6.1             | 6.7                                     | 27.2          | 92.9           | 32.0          | 47.0            | n.d       | (5.1)                         | n.d           | 24.2          | 24.2          | 8.2           |
| 1974  | 26.7                                | 37.3            | 10.6                                    | 52.2          | 139.3          | 47.8          | 67.4            | n.d       | 4.4                           | n.d           | 108.6         | 29.7          | 8.2           |
| 1975  | 5.2                                 | 21.0            | 15.8                                    | 109.5         | 226.8          | 92.7          | 109.3           | n.d       | 16.8                          | n.d           | 134.9         | 38.6          | 21.0          |
| 1976  | (52.5)                              | 78.0            | 78.0                                    | 187.1         | 378.0          | 141.1         | 157.6           | n.d       | 46.0                          | n.d           | 171.4         | 53.8          | 73.3          |
| 1977  | (143.6)                             | 203.2           | (37.3)                                  | 296.6         | 572.4          | 226.3         | 251.8           | n.d       | 70.3                          | n.d           | 238.7         | 86.2          | 123.3         |
| 1978  | (201.2)                             | 317.2           | (51.0)                                  | 224.5         | 552.9          | 206.8         | 282.3           | n.d       | 17.7                          | n.d           | 391.9         | 166.2         | 102.8         |
| 1979  | 138.5                               | 326.0           | (50.4)                                  | 385.9         | 884.5          | 319.9         | 403.6           | n.d       | 66.0                          | n.d           | 748.9         | 262.2         | 11.9          |
| 1980  | 436.1                               | 436.2           | (76.8)                                  | 771.9         | 2,002.5        | 568.0         | 793.0           | n.d       | 203.9                         | n.d           | 1,586.6       | 518.0         | 162.0         |
| 1981  | 391.1                               | 532.7           | (197.2)                                 | 949.6         | 2,008.4        | 1,013.0       | 1,230.0         | n.d       | (63.4)                        | n.d           | 3,106.2       | 970.0         | 276.0         |
| 1982  | 886.9                               | 1,121.5         | (418.2)                                 | 2,350.0       | 6,835.5        | 2,278.0       | 2,926.0         | n.d       | 72.0                          | n.d           | 6,274.5       | 1,857.0       | 68.0          |
| 1983  | 1,943.9                             | 2,771.5         | (1,712.9)                               | 4,189.8       | 13,859.7       | 3,906.0       | 5,677.0         | n.d       | 283.8                         | n.d           | 14,299.9      | 5,134.0       | 504.0         |
| 1984  | 6,281.9                             | 6,751.4         | (2,594.3)                               | (209.8)       | 24,320.2       | 5,879.0       | 11,628.0        | n.d       | (6,088.8)                     | n.d           | 28,790.3      | 13,302.3      | 9,042.0       |
| 1985  | 19,278.0                            | 15,213.5        | (1,409.9)                               | 8,119.6       | 52,913.6       | 16,533.0      | 23,568.0        | n.d       | (8,413.4)                     | n.d           | 48,408.4      | 21,825.4      | 18,211.0      |
| 1986  | 12,074.1                            | 17,327.5        | (1,304.8)                               | 41,990.3      | 133,434.9      | 54,237.0      | 70,340.0        | n.d       | (12,246.7)                    | n.d           | 97,266.2      | 43,597.6      | 37,776.0      |
| 1987  | 2,665.5                             | 45,856.3        | (4,615.0)                               | 154,237.0     | 1,155,960.0    | 222,132.0     | 307,076.0       | n.d       | (67,895.0)                    | n.d           | 584,513.0     | 566,479.0     | 983,689.0     |
| 1988  | (158,722.0)                         | 897,891.0       | 130,000.0                               | 3,132,000.0   | 17,993,000.0   | 4,608,000.0   | 5,638,000.0     | n.d       | (1,476,000.0)                 | n.d           | 11,457,000.0  | 8,896,000.0   | 12,300,000.0  |
| 1989  | 2,823,000.0                         | 7,899,000.0     | 27,047,000.0                            | 317,369,000.0 | 720,011,000.0  | 353,448,000.0 | 512,725,000.0   | n.d       | 102,792,000.0                 | n.d           | 614,973,000.0 | 388,840,000.0 | 176,509,000.0 |
| 1990* | 357,654,000.0                       | 1,183,256,000.0 | 825,602,000.0                           | 317,369,000.0 | 720,011,000.0  | 353,448,000.0 | 512,725,000.0   | n.d       | 102,792,000.0                 | n.d           | 614,973,000.0 | 388,840,000.0 | 176,509,000.0 |

(Continuación)

| AÑOS | O B L I G A C I O N E S M O N E T A R I A S C O N E L S E C T O R P R I V A D O |               |                 |               |               |               |               |               |              |              |              | CUASIDINERO EN MONEDA EXTRANJERA |               |               |              |
|------|---|---------------|-----------------|---------------|---------------|---------------|---------------|---------------|--------------|--------------|--------------|----------------------------------|---------------|---------------|--------------|
|      | DINERO  |               |                 |               | DEPOSITOS     |               |               |               | OTROS        |              |              | TOTAL                            | DEPOSITOS     | CERTIFICADOS  |              |
|      | BILLETES Y MONEDAS  |               | DEPOSITOS VISTA |               | PLAZO         |               | AHORROS       |               | CEDULAS      |              | OTROS        |                                  |               |               |              |
|      | TOTAL   | TOTAL         | TOTAL           | TOTAL         | TOTAL         | TOTAL         | TOTAL         | TOTAL         | TOTAL        | TOTAL        | TOTAL        | TOTAL                            | TOTAL         | TOTAL         | TOTAL        |
| 1950 | 3.1   | 2.0           | 1.0             | 1.0           | 0.8           | n.d.          | n.d.          | n.d.          | 0.0          | 0.0          | 0.0          | 0.4                              | 0.0           | 0.4           | 0.0          |
| 1951 | 3.8   | 2.4           | 1.1             | 1.4           | 0.9           | n.d.          | n.d.          | n.d.          | 0.2          | 0.2          | 0.2          | 0.2                              | 0.2           | 0.2           | 0.0          |
| 1952 | 4.5   | 2.8           | 1.2             | 1.6           | 1.2           | n.d.          | n.d.          | n.d.          | 0.0          | 0.0          | 0.2          | 0.3                              | 0.3           | 0.2           | 0.0          |
| 1953 | 5.0   | 3.1           | 1.4             | 1.7           | 1.4           | n.d.          | n.d.          | n.d.          | 0.3          | 0.3          | 0.3          | 0.3                              | 0.3           | 0.3           | 0.0          |
| 1954 | 5.6   | 3.4           | 1.6             | 1.8           | 1.6           | n.d.          | n.d.          | n.d.          | 0.0          | 0.0          | 0.3          | 0.4                              | 0.4           | 0.4           | 0.0          |
| 1955 | 6.4   | 3.6           | 1.7             | 1.9           | 1.9           | n.d.          | n.d.          | n.d.          | 0.0          | 0.0          | 0.3          | 0.5                              | 0.5           | 0.5           | 0.0          |
| 1956 | 7.5   | 4.2           | 2.0             | 2.3           | 2.3           | n.d.          | n.d.          | n.d.          | 0.3          | 0.3          | 0.3          | 0.6                              | 0.6           | 0.6           | 0.0          |
| 1957 | 8.1   | 4.4           | 2.1             | 2.3           | 3.0           | n.d.          | n.d.          | n.d.          | 0.4          | 0.4          | 0.4          | 0.7                              | 0.7           | 0.7           | 0.0          |
| 1958 | 8.8   | 4.7           | 2.4             | 3.1           | 2.7           | n.d.          | n.d.          | n.d.          | 0.0          | 0.0          | 0.4          | 0.9                              | 0.9           | 0.9           | 0.0          |
| 1959 | 10.1  | 5.8           | 2.9             | 3.3           | 3.0           | 1.3           | 1.7           | 3.0           | 0.3          | 0.3          | 0.3          | 1.0                              | 1.0           | 1.0           | 0.0          |
| 1960 | 11.7  | 6.1           | 3.2             | 3.8           | 4.2           | 1.8           | 2.0           | 3.8           | 0.4          | 0.4          | 0.4          | 0.9                              | 0.9           | 0.9           | 0.0          |
| 1961 | 13.7  | 7.7           | 3.6             | 4.1           | 4.8           | 2.0           | 2.4           | 4.4           | 0.4          | 0.4          | 0.4          | 1.2                              | 1.2           | 1.2           | 0.0          |
| 1962 | 15.3  | 8.1           | 4.1             | 4.0           | 5.7           | 2.3           | 2.9           | 5.2           | 0.5          | 0.5          | 0.5          | 1.5                              | 1.5           | 1.5           | 0.0          |
| 1963 | 17.7  | 9.3           | 4.8             | 4.5           | 6.0           | 2.5           | 3.5           | 6.0           | 0.5          | 0.5          | 0.5          | 1.9                              | 1.9           | 1.9           | 0.0          |
| 1964 | 21.6  | 11.2          | 6.1             | 5.1           | 7.8           | 2.9           | 4.3           | 7.2           | 0.6          | 0.6          | 0.6          | 2.5                              | 2.5           | 2.5           | 0.0          |
| 1965 | 26.5  | 13.1          | 7.0             | 6.1           | 10.4          | 3.9           | 5.5           | 9.4           | 1.0          | 1.0          | 1.0          | 3.5                              | 3.5           | 3.5           | 0.0          |
| 1966 | 31.1  | 15.7          | 7.9             | 7.7           | 11.6          | 3.4           | 6.5           | 10.4          | 1.7          | 1.7          | 1.7          | 4.7                              | 4.7           | 4.7           | 0.0          |
| 1967 | 34.1  | 17.7          | 9.0             | 8.7           | 11.8          | 3.0           | 6.6           | 11.8          | 2.2          | 2.2          | 2.2          | 4.7                              | 4.7           | 4.7           | 0.0          |
| 1968 | 36.5  | 19.2          | 10.0            | 9.2           | 13.1          | 3.8           | 7.6           | 13.1          | 2.9          | 2.9          | 2.9          | 4.2                              | 4.2           | 4.2           | 0.0          |
| 1969 | 41.9  | 23.6          | 11.8            | 11.8          | 14.9          | 5.8           | 8.0           | 14.9          | 3.6          | 3.6          | 3.6          | 3.4                              | 3.4           | 3.4           | 0.0          |
| 1970 | 54.8  | 32.9          | 16.3            | 16.7          | 21.5          | 8.9           | 8.9           | 21.5          | 7.7          | 7.7          | 7.7          | 0.4                              | 0.4           | 0.4           | 0.0          |
| 1971 | 63.1  | 36.4          | 18.9            | 18.9          | 26.5          | 7.3           | 7.3           | 26.5          | 10.3         | 10.3         | 10.3         | 0.2                              | 0.2           | 0.2           | 0.0          |
| 1972 | 75.3  | 44.0          | 22.0            | 22.0          | 31.1          | 7.6           | 7.6           | 31.1          | 13.5         | 13.5         | 13.5         | 0.3                              | 0.3           | 0.3           | 0.0          |
| 1973 | 90.3  | 53.0          | 27.2            | 25.8          | 36.9          | 8.6           | 8.6           | 36.9          | 17.0         | 17.0         | 17.0         | 0.4                              | 0.4           | 0.4           | 0.0          |
| 1974 | 110.2   | 67.3          | 33.8            | 33.8          | 42.1          | 9.1           | 9.1           | 42.1          | 20.2         | 20.2         | 20.2         | 0.8                              | 0.8           | 0.8           | 0.0          |
| 1975 | 129.8   | 79.8          | 42.6            | 37.2          | 49.3          | 9.7           | 9.7           | 49.3          | 24.6         | 24.6         | 24.6         | 0.7                              | 0.7           | 0.7           | 0.0          |
| 1976 | 151.3   | 97.1          | 49.6            | 47.5          | 52.7          | 9.9           | 9.9           | 52.7          | 25.7         | 25.7         | 25.7         | 1.5                              | 1.5           | 1.5           | 0.0          |
| 1977 | 197.1   | 121.1         | 60.8            | 60.3          | 68.7          | 16.4          | 16.4          | 68.7          | 30.7         | 30.7         | 30.7         | 7.3                              | 7.3           | 7.3           | 0.1          |
| 1978 | 320.2   | 177.0         | 91.0            | 86.0          | 92.4          | 38.0          | 38.0          | 92.4          | 37.8         | 37.8         | 37.8         | 50.6                             | 50.6          | 50.6          | 0.2          |
| 1979 | 641.0   | 316.3         | 162.0           | 154.3         | 172.8         | 106.5         | 106.5         | 172.8         | 66.3         | 66.3         | 66.3         | 146.6                            | 146.6         | 146.6         | 5.3          |
| 1980 | 1,243.8   | 541.9         | 273.4           | 268.5         | 314.9         | 198.6         | 198.6         | 314.9         | 116.3        | 116.3        | 116.3        | 387.0                            | 387.0         | 387.0         | 8.8          |
| 1981 | 2,196.4   | 804.0         | 436.2           | 367.8         | 469.7         | 355.7         | 355.7         | 469.7         | 255.4        | 255.4        | 255.4        | 667.3                            | 667.3         | 667.3         | 4.3          |
| 1982 | 3,828.7   | 1,092.1       | 628.0           | 464.1         | 1,250.7       | 907.7         | 907.7         | 1,250.7       | 343.0        | 343.0        | 343.0        | 1,485.9                          | 1,485.9       | 1,485.9       | 13.9         |
| 1983 | 7,533.8   | 2,085.0       | 1,115.0         | 970.0         | 2,134.1       | 1,681.9       | 1,681.9       | 2,134.1       | 599.0        | 599.0        | 599.0        | 3,314.7                          | 3,314.7       | 3,314.7       | 15.4         |
| 1984 | 18,432.4  | 4,678.8       | 2,502.0         | 2,176.8       | 3,995.0       | 3,396.0       | 3,396.0       | 3,995.0       | 1,168.0      | 1,168.0      | 1,168.0      | 9,758.6                          | 9,758.6       | 9,758.6       | 135.3        |
| 1985 | 41,001.7  | 16,450.0      | 8,132.0         | 8,318.0       | 11,335.5      | 9,915.4       | 9,915.4       | 11,335.5      | 4,014.9      | 4,014.9      | 4,014.9      | 13,216.2                         | 13,216.2      | 13,216.2      | 188.2        |
| 1986 | 63,579.2  | 33,322.9      | 16,244.0        | 17,078.9      | 22,025.9      | 18,872.4      | 18,872.4      | 22,025.9      | 7,736.0      | 7,736.0      | 7,736.0      | 31.8                             | 31.8          | 31.8          | 179.3        |
| 1987 | 134,794.9   | 78,988.0      | 41,945.0        | 37,043.0      | 40,156.7      | 34,446.0      | 34,446.0      | 40,156.7      | 14,335.0     | 14,335.0     | 14,335.0     | 15,650.2                         | 15,650.2      | 15,650.2      | 1,131.2      |
| 1988 | 992,623.0   | 467,193.0     | 261,373.0       | 205,820.0     | 176,585.0     | 158,170.0     | 158,170.0     | 176,585.0     | 43,050.0     | 43,050.0     | 43,050.0     | 348,845.0                        | 348,845.0     | 348,845.0     | 71,313.0     |
| 1989 | 20,996,000.0  | 8,902,000.0   | 5,371,000.0     | 3,531,000.0   | 7,193,000.0   | 6,583,000.0   | 6,583,000.0   | 7,193,000.0   | 2,159,000.0  | 2,159,000.0  | 2,159,000.0  | 4,901,000.0                      | 4,901,000.0   | 4,901,000.0   | 743,000.0    |
| 1990 | 1,104,712,000.0   | 429,628,000.0 | 288,904,000.0   | 140,724,000.0 | 155,865,000.0 | 142,418,000.0 | 142,418,000.0 | 155,865,000.0 | 32,340,000.0 | 32,340,000.0 | 32,340,000.0 | 519,219,000.0                    | 519,219,000.0 | 519,219,000.0 | 23,504,000.0 |

NOTAS:

• Preliminar.

(1) La moneda extranjera está valuada al tipo de cambio promedio compra-venta de fin de período.

(2) Incluye créditos a FONAPS y COFIDE.

FUENTE: Banco Central de Reserva, MEMORIA, (varios años).

Cuadro IV.11

LIQUIDEZ NOMINAL DEL SISTEMA BANCARIO: 1950-1990  
(NUEVOS SOLES CORRIENTES)

| AÑOS   | M1 (1)         | M2 (2)         | M3 (3)         | M4 (4)           |
|--------|----------------|----------------|----------------|------------------|
| 1950   | 1.96           | 1.96           | 1.96           | 3.13             |
| 1951   | 2.43           | 2.43           | 2.43           | 3.77             |
| 1952   | 2.79           | 2.79           | 2.79           | 4.46             |
| 1953   | 3.08           | 3.08           | 3.08           | 5.04             |
| 1954   | 3.37           | 3.37           | 3.37           | 5.61             |
| 1955   | 3.59           | 3.59           | 3.59           | 6.38             |
| 1956   | 4.21           | 4.21           | 4.21           | 7.45             |
| 1957   | 4.37           | 4.37           | 4.37           | 8.12             |
| 1958   | 4.73           | 4.73           | 4.73           | 8.76             |
| 1959   | 5.81           | 7.11           | 8.80           | 10.14            |
| 1960   | 6.09           | 7.89           | 9.88           | 11.68            |
| 1961   | 7.69           | 9.69           | 12.06          | 13.65            |
| 1962   | 8.11           | 10.41          | 13.30          | 15.25            |
| 1963   | 9.30           | 11.80          | 15.25          | 17.67            |
| 1964   | 11.21          | 14.11          | 18.39          | 21.55            |
| 1965   | 13.09          | 16.99          | 22.50          | 26.47            |
| 1966   | 15.68          | 19.08          | 25.59          | 31.14            |
| 1967   | 17.67          | 20.66          | 27.24          | 34.12            |
| 1968   | 19.16          | 22.24          | 29.40          | 36.50            |
| 1969   | 23.57          | 27.33          | 34.89          | 41.90            |
| 1970   | 32.90          | 38.69          | 46.64          | 54.81            |
| 1971   | 36.38          | 43.68          | 52.58          | 63.11            |
| 1972   | 43.95          | 51.54          | 61.50          | 75.27            |
| 1973   | 53.00          | 61.60          | 72.90          | 90.30            |
| 1974   | 67.30          | 76.40          | 89.20          | 110.20           |
| 1975   | 79.80          | 89.50          | 104.50         | 129.80           |
| 1976   | 97.10          | 107.00         | 124.10         | 151.30           |
| 1977   | 121.10         | 137.50         | 159.10         | 197.10           |
| 1978   | 177.00         | 201.40         | 231.60         | 320.20           |
| 1979   | 316.30         | 355.80         | 422.80         | 641.00           |
| 1980   | 541.00         | 602.00         | 740.00         | 1,241.00         |
| 1981   | 804.00         | 918.00         | 1,274.00       | 2,196.00         |
| 1982   | 1,092.00       | 1,315.00       | 2,000.00       | 3,829.00         |
| 1983   | 2,085.00       | 2,612.00       | 3,767.00       | 7,534.00         |
| 1984   | 4,679.00       | 5,847.00       | 8,075.00       | 18,432.00        |
| 1985   | 16,450.00      | 20,465.00      | 26,366.00      | 41,002.00        |
| 1986   | 33,323.00      | 41,059.00      | 52,195.00      | 63,579.00        |
| 1987   | 78,988.00      | 93,363.00      | 113,474.00     | 134,795.00       |
| 1988   | 467,193.00     | 510,243.00     | 625,363.00     | 992,623.00       |
| 1989   | 8,902,000.00   | 11,061,000.00  | 15,485,000.00  | 20,996,000.00    |
| 1990 * | 429,628,000.00 | 461,968,000.00 | 572,046,000.00 | 1,104,712,000.00 |

NOTAS:

\* Preliminar.

- (1) Comprende los billetes y monedas en poder del público más los depósitos a la vista del sector privado en el sistema bancario.
- (2) Comprende M1 más los depósitos a plazo del sector privado en el sistema bancario.
- (3) Comprende M2 más los depósitos de ahorro del sector privado en el sistema bancario.
- (4) Totalidad de medios de pago.

FUENTE: Banco Central de Reserva, MEMORIA, (varios años).

ELABORACION: Propia.

Cuadro IV.12

**LIQUIDEZ REAL DEL SISTEMA BANCARIO: 1950-1990**  
(NUEVOS SOLES DE 1979) (5)

| AÑOS   | M1 (1) | M2 (2) | M3 (3) | M4 (4) |
|--------|--------|--------|--------|--------|
| 1950   | 84.09  | n.d    | n.d    | 134.29 |
| 1951   | 94.69  | n.d    | n.d    | 146.91 |
| 1952   | 101.79 | n.d    | n.d    | 162.71 |
| 1953   | 102.52 | n.d    | n.d    | 167.75 |
| 1954   | 109.12 | n.d    | n.d    | 181.65 |
| 1955   | 111.38 | n.d    | n.d    | 197.93 |
| 1956   | 123.55 | n.d    | n.d    | 218.63 |
| 1957   | 117.47 | n.d    | n.d    | 218.28 |
| 1958   | 116.70 | n.d    | n.d    | 216.12 |
| 1959   | 128.62 | 157.40 | 194.81 | 224.48 |
| 1960   | 130.97 | 169.68 | 212.47 | 251.18 |
| 1961   | 155.98 | 196.55 | 244.62 | 276.88 |
| 1962   | 154.18 | 197.91 | 252.85 | 289.92 |
| 1963   | 166.97 | 211.85 | 273.79 | 317.24 |
| 1964   | 183.17 | 230.56 | 300.49 | 352.12 |
| 1965   | 183.85 | 238.62 | 316.01 | 371.77 |
| 1966   | 202.06 | 245.88 | 329.77 | 401.29 |
| 1967   | 207.39 | 242.49 | 319.72 | 400.47 |
| 1968   | 188.95 | 219.33 | 289.94 | 359.96 |
| 1969   | 218.65 | 253.53 | 323.65 | 388.68 |
| 1970   | 290.64 | 341.78 | 412.01 | 484.19 |
| 1971   | 300.91 | 361.29 | 434.90 | 522.00 |
| 1972   | 339.38 | 397.99 | 474.90 | 581.24 |
| 1973   | 373.50 | 434.11 | 513.74 | 636.36 |
| 1974   | 405.91 | 460.80 | 538.00 | 664.66 |
| 1975   | 389.27 | 436.59 | 509.76 | 633.17 |
| 1976   | 354.77 | 390.94 | 453.42 | 552.80 |
| 1977   | 320.54 | 363.95 | 421.12 | 521.70 |
| 1978   | 296.83 | 337.75 | 388.40 | 536.98 |
| 1979   | 316.30 | 355.80 | 422.80 | 641.00 |
| 1980   | 339.91 | 378.24 | 464.94 | 779.72 |
| 1981   | 287.97 | 328.80 | 456.30 | 786.53 |
| 1982   | 237.82 | 286.39 | 435.57 | 833.90 |
| 1983   | 215.05 | 269.41 | 388.54 | 777.08 |
| 1984   | 229.58 | 286.89 | 396.21 | 904.40 |
| 1985   | 306.43 | 381.22 | 491.14 | 763.78 |
| 1986   | 348.89 | 429.89 | 546.48 | 665.67 |
| 1987   | 444.99 | 525.98 | 639.28 | 759.39 |
| 1988   | 343.18 | 374.80 | 459.36 | 729.13 |
| 1989   | 186.91 | 232.24 | 325.13 | 440.85 |
| 1990 * | 116.40 | 125.17 | 154.99 | 299.31 |

## NOTAS:

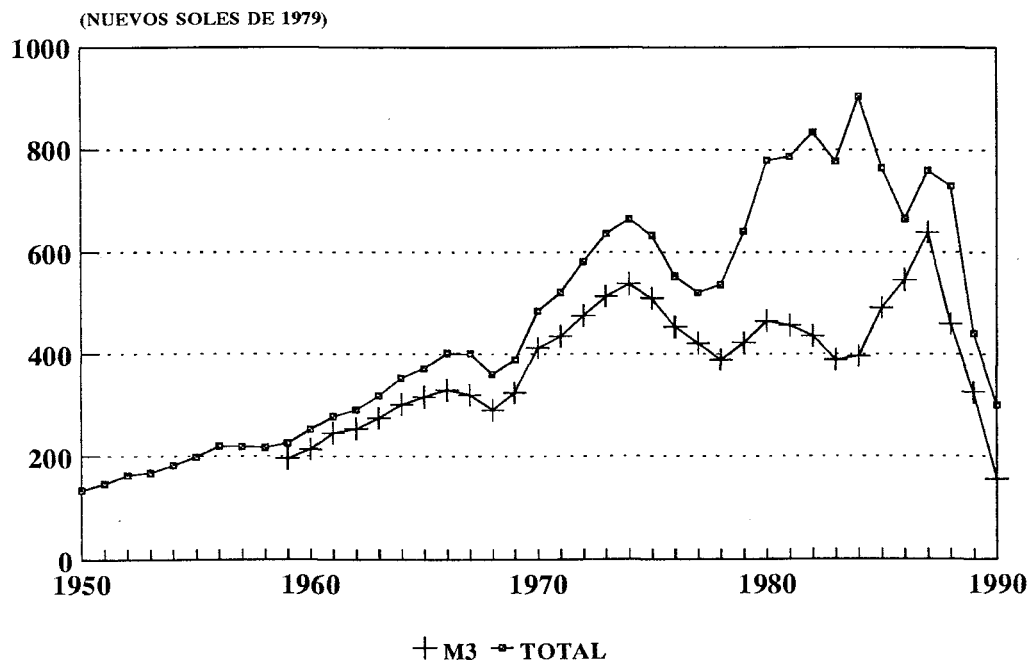
\* Preliminar.

- (1) Comprende los billetes y monedas en poder del público más los depósitos a la vista del sector privado en el sistema bancario.
- (2) Comprende M1 más los depósitos a plazo del sector privado con el sistema bancario.
- (3) Comprende M2 más los depósitos a plazo del sector privado con el sistema bancario.
- (4) Totalidad de medios de pago.
- (5) Para obtener las cifras reales se ha utilizado el IPC.

FUENTE: Banco Central de Reserva, MEMORIA, (varios años).

ELABORACION: Propia.

**GRAFICO IV.1**  
**LIQUIDEZ REAL DEL SISTEMA BANCARIO:**  
**1950-1990**



M3 = BILLETES Y MONEDAS EN PODER DEL  
 PUBLICO + DEPOSITOS A LA VISTA + DEPOSITOS  
 DE AHORRO

## **V. FISCAL**

Cuadro V.1A

**EGRESOS FISCALES EFECTIVOS DEL PRESUPUESTO ORDINARIO 1900-1970  
(COMPOSICION PORCENTUAL Y TOTAL EN MILLONESIMOS DE NUEVO SOLES CORRIENTES)**

| AÑOS | CON-<br>GRE-<br>SO | GOBIER.<br>POLICIA | RELACIO.<br>EXTERIO.<br>(1) | JUSTICIA<br>CULTO<br>(2) | EDUCAC.<br>PUBLIC.<br>(3) | HACIENDA<br>COMERCIO | TRABAJO<br>AJINDIG. | GUERRA | MARINA<br>(4) | AERO-<br>NAUTICA<br>(5) | FOMENTO<br>O.PUBLIC. | SALUD<br>AS. SOC<br>(6) | AGRICUL-<br>TURA<br>(7) | TOTAL<br>POR-<br>CENT. | MILLONE-<br>SIMOS DE<br>NUEVO SOL |
|------|--------------------|--------------------|-----------------------------|--------------------------|---------------------------|----------------------|---------------------|--------|---------------|-------------------------|----------------------|-------------------------|-------------------------|------------------------|-----------------------------------|
| 1900 | 3.44               | 24.46              | 4.77                        | 10.29                    | --                        | 28.07                | --                  | 25.40  | --            | --                      | 3.57                 | --                      | --                      | 100                    | 12,730                            |
| 1901 | 3.06               | 23.60              | 6.47                        | 9.30                     | --                        | 31.23                | --                  | 23.69  | --            | --                      | 2.65                 | --                      | --                      | 100                    | 14,417                            |
| 1902 | 3.09               | 23.44              | 5.55                        | 11.48                    | --                        | 23.45                | --                  | 28.00  | --            | --                      | 4.98                 | --                      | --                      | 100                    | 13,566                            |
| 1903 | 3.16               | 23.45              | 5.43                        | 10.57                    | --                        | 26.09                | --                  | 26.88  | --            | --                      | 4.42                 | --                      | --                      | 100                    | 14,789                            |
| 1904 | 2.53               | 21.40              | 5.51                        | 9.63                     | --                        | 29.86                | --                  | 24.41  | --            | --                      | 6.65                 | --                      | --                      | 100                    | 18,850                            |
| 1905 | 2.42               | 19.69              | 3.74                        | 10.22                    | --                        | 29.94                | --                  | 24.40  | --            | --                      | 9.58                 | --                      | --                      | 100                    | 20,895                            |
| 1906 | 3.82               | 18.57              | 3.04                        | 15.85                    | --                        | 26.19                | --                  | 22.47  | --            | --                      | 10.05                | --                      | --                      | 100                    | 24,442                            |
| 1907 | 3.57               | 19.52              | 2.82                        | 17.24                    | --                        | 25.81                | --                  | 22.07  | --            | --                      | 8.98                 | --                      | --                      | 100                    | 27,226                            |
| 1908 | 3.60               | 19.02              | 2.71                        | 16.14                    | --                        | 28.66                | --                  | 21.03  | --            | --                      | 8.83                 | --                      | --                      | 100                    | 29,902                            |
| 1909 | 3.49               | 19.82              | 3.11                        | 15.71                    | --                        | 28.70                | --                  | 22.33  | --            | --                      | 6.84                 | --                      | --                      | 100                    | 27,475                            |
| 1910 | 3.29               | 20.63              | 3.06                        | 16.20                    | --                        | 28.65                | --                  | 22.04  | --            | --                      | 6.12                 | --                      | --                      | 100                    | 26,853                            |
| 1911 | 3.13               | 21.29              | 3.58                        | 16.08                    | --                        | 30.80                | --                  | 18.50  | --            | --                      | 6.63                 | --                      | --                      | 100                    | 29,562                            |
| 1912 | 2.41               | 18.12              | 3.18                        | 14.29                    | --                        | 31.27                | --                  | 24.75  | --            | --                      | 5.98                 | --                      | --                      | 100                    | 36,314                            |
| 1913 | 3.21               | 16.49              | 3.98                        | 14.49                    | --                        | 30.59                | --                  | 24.38  | --            | --                      | 6.86                 | --                      | --                      | 100                    | 45,420                            |
| 1914 | 2.57               | 20.15              | 2.73                        | 14.93                    | --                        | 32.99                | --                  | 21.60  | --            | --                      | 5.03                 | --                      | --                      | 100                    | 37,853                            |
| 1915 | 2.21               | 17.64              | 1.81                        | 15.27                    | --                        | 32.75                | --                  | 25.21  | --            | --                      | 5.11                 | --                      | --                      | 100                    | 32,336                            |
| 1916 | 3.39               | 16.57              | 1.68                        | 15.85                    | --                        | 38.05                | --                  | 19.56  | --            | --                      | 4.90                 | --                      | --                      | 100                    | 33,967                            |
| 1917 | 3.54               | 15.67              | 1.85                        | 15.66                    | --                        | 36.70                | --                  | 20.30  | --            | --                      | 6.28                 | --                      | --                      | 100                    | 44,245                            |
| 1918 | 3.45               | 14.75              | 2.13                        | 15.51                    | --                        | 38.43                | --                  | 18.41  | --            | --                      | 7.32                 | --                      | --                      | 100                    | 55,040                            |
| 1919 | 3.31               | 13.91              | 2.57                        | 14.81                    | --                        | 36.58                | --                  | 17.87  | --            | --                      | 10.95                | --                      | --                      | 100                    | 65,998                            |
| 1920 | 2.70               | 13.70              | 2.87                        | 14.86                    | --                        | 32.17                | --                  | 19.24  | 2.86          | --                      | 11.60                | --                      | --                      | 100                    | 87,900                            |
| 1921 | 3.16               | 16.03              | 3.57                        | 14.86                    | --                        | 25.93                | --                  | 17.26  | 4.55          | --                      | 14.64                | --                      | --                      | 100                    | 86,957                            |
| 1922 | 3.14               | 15.05              | 3.64                        | 14.49                    | --                        | 32.87                | --                  | 15.04  | 4.00          | --                      | 11.77                | --                      | --                      | 100                    | 81,015                            |
| 1923 | 3.34               | 15.61              | 3.54                        | 14.14                    | --                        | 34.20                | --                  | 13.48  | 3.77          | --                      | 11.92                | --                      | --                      | 100                    | 81,114                            |
| 1924 | 3.03               | 19.34              | 4.00                        | 13.31                    | --                        | 31.57                | --                  | 12.70  | 3.86          | --                      | 12.19                | --                      | --                      | 100                    | 104,813                           |
| 1925 | 3.70               | 17.01              | 3.03                        | 13.74                    | --                        | 32.61                | --                  | 13.49  | 3.79          | --                      | 12.63                | --                      | --                      | 100                    | 116,095                           |
| 1926 | 3.07               | 16.59              | 2.45                        | 15.01                    | --                        | 34.10                | --                  | 12.79  | 3.88          | --                      | 12.11                | --                      | --                      | 100                    | 147,205                           |
| 1927 | 2.75               | 16.01              | 3.20                        | 15.06                    | --                        | 33.42                | --                  | 14.57  | 4.09          | --                      | 10.90                | --                      | --                      | 100                    | 155,858                           |
| 1928 | 2.97               | 15.58              | 3.20                        | 14.42                    | --                        | 33.99                | --                  | 14.62  | 4.40          | --                      | 10.82                | --                      | --                      | 100                    | 157,961                           |
| 1929 | 3.00               | 14.92              | 3.39                        | 14.19                    | --                        | 34.32                | --                  | 13.09  | 4.60          | --                      | 12.49                | --                      | --                      | 100                    | 191,970                           |
| 1930 | 1.96               | 15.78              | 2.42                        | 14.18                    | --                        | 39.26                | --                  | 12.23  | 5.36          | --                      | 8.81                 | --                      | --                      | 100                    | 149,064                           |
| 1931 | 1.13               | 19.68              | 2.17                        | 16.15                    | --                        | 32.26                | --                  | 14.04  | 6.12          | --                      | 8.45                 | --                      | --                      | 100                    | 131,368                           |
| 1932 | 2.82               | 22.39              | 2.61                        | 15.90                    | --                        | 27.07                | --                  | 14.77  | 5.99          | --                      | 8.45                 | --                      | --                      | 100                    | 97,032                            |
| 1933 | 2.43               | 21.48              | 3.31                        | 15.89                    | --                        | 24.36                | --                  | 17.85  | 6.26          | --                      | 8.42                 | --                      | --                      | 100                    | 131,179                           |
| 1934 | 2.07               | 19.52              | 3.25                        | 14.37                    | --                        | 29.39                | --                  | 14.17  | 6.46          | --                      | 10.77                | --                      | --                      | 100                    | 169,228                           |
| 1935 | 2.18               | 17.88              | 2.94                        | 15.43                    | --                        | 27.94                | --                  | 13.66  | 8.85          | --                      | 11.13                | --                      | --                      | 100                    | 139,265                           |
| 1936 | 1.96               | 18.05              | 3.14                        | 4.02                     | 10.09                     | 27.67                | --                  | 16.71  | 7.27          | --                      | 8.66                 | 2.43                    | --                      | 100                    | 193,724                           |
| 1937 | 0.59               | 17.40              | 2.92                        | 3.94                     | 10.29                     | 29.73                | --                  | 13.97  | 7.16          | --                      | 11.33                | 2.67                    | --                      | 100                    | 197,962                           |
| 1938 | 0.54               | 17.47              | 3.53                        | 4.00                     | 9.80                      | 27.60                | --                  | 12.75  | 7.03          | --                      | 14.38                | 2.90                    | --                      | 100                    | 246,259                           |
| 1939 | 0.53               | 18.37              | 2.69                        | 4.05                     | 10.16                     | 28.30                | --                  | 13.48  | 7.70          | --                      | 11.61                | 3.11                    | --                      | 100                    | 234,213                           |
| 1940 | 2.41               | 20.30              | 2.59                        | 3.93                     | 10.81                     | 26.90                | --                  | 14.19  | 8.67          | --                      | 6.54                 | 3.66                    | --                      | 100                    | 210,193                           |
| 1941 | 2.29               | 18.95              | 3.48                        | 5.69                     | 10.36                     | 27.06                | --                  | 13.84  | 8.61          | --                      | 5.54                 | 4.18                    | --                      | 100                    | 328,219                           |
| 1942 | 2.53               | 18.49              | 3.68                        | 5.28                     | 10.09                     | 27.30                | --                  | 14.64  | 4.66          | 4.49                    | 5.01                 | 3.83                    | --                      | 100                    | 409,083                           |
| 1943 | 2.45               | 16.43              | 3.25                        | 4.80                     | 9.58                      | 28.72                | --                  | 14.14  | 4.66          | 5.58                    | 3.99                 | 3.61                    | 2.79                    | 100                    | 423,602                           |
| 1944 | 2.15               | 15.19              | 3.16                        | 4.62                     | 11.17                     | 27.44                | --                  | 14.06  | 4.66          | 6.42                    | 4.08                 | 3.72                    | 3.33                    | 100                    | 507,945                           |
| 1945 | 1.76               | 16.12              | 3.49                        | 4.53                     | 12.31                     | 24.95                | --                  | 14.81  | 4.53          | 6.00                    | 4.33                 | 4.19                    | 2.98                    | 100                    | 536,454                           |
| 1946 | 1.29               | 14.96              | 2.98                        | 4.18                     | 16.47                     | 22.00                | --                  | 13.53  | 4.21          | 7.67                    | 5.13                 | 4.46                    | 3.12                    | 100                    | 699,499                           |
| 1947 | 1.10               | 13.18              | 2.06                        | 3.44                     | 15.17                     | 22.06                | --                  | 12.37  | 3.89          | 5.80                    | 10.28                | 7.83                    | 2.82                    | 100                    | 970,920                           |
| 1948 | 0.98               | 15.44              | 1.85                        | 3.23                     | 14.33                     | 21.27                | --                  | 11.93  | 3.49          | 4.52                    | 12.80                | 7.66                    | 2.50                    | 100                    | 1,094,430                         |
| 1949 | 0.23               | 18.34              | 2.30                        | 3.77                     | 17.11                     | 18.82                | --                  | 16.67  | 4.79          | 6.14                    | 4.61                 | 4.87                    | 2.35                    | 100                    | 1,142,976                         |
| 1950 | 0.89               | 17.36              | 2.49                        | 2.94                     | 14.63                     | 24.51                | 0.35                | 15.03  | 4.56          | 4.91                    | 5.68                 | 4.83                    | 1.82                    | 100                    | 1,715,855                         |
| 1951 | 1.20               | 17.84              | 2.26                        | 3.04                     | 15.72                     | 22.32                | 0.31                | 16.22  | 3.89          | 4.73                    | 5.41                 | 5.09                    | 1.97                    | 100                    | 2,037,861                         |
| 1952 | 1.34               | 17.88              | 2.15                        | 3.36                     | 15.19                     | 20.50                | 0.33                | 13.88  | 3.90          | 4.78                    | 9.97                 | 4.40                    | 2.32                    | 100                    | 2,200,842                         |
| 1953 | 1.35               | 18.04              | 2.24                        | 3.43                     | 15.47                     | 20.04                | 0.34                | 13.54  | 3.97          | 5.10                    | 7.31                 | 3.75                    | 3.42                    | 100                    | 2,692,045                         |
| 1954 | 1.55               | 19.30              | 2.30                        | 3.48                     | 16.30                     | 20.90                | 0.35                | 14.81  | 3.94          | 4.77                    | 6.55                 | 4.03                    | 1.74                    | 100                    | 2,553,672                         |
| 1955 | 1.58               | 19.15              | 2.15                        | 3.48                     | 16.52                     | 17.27                | 0.38                | 14.64  | 3.92          | 6.25                    | 8.71                 | 4.36                    | 1.58                    | 100                    | 2,830,460                         |
| 1956 | 1.42               | 18.07              | 1.80                        | 3.39                     | 19.21                     | 16.22                | 0.42                | 14.50  | 4.02          | 5.36                    | 9.33                 | 4.81                    | 1.46                    | 100                    | 3,353,123                         |
| 1957 | 1.34 (8)           | 18.20 (9)          | 1.88                        | 3.91                     | 21.51 (10)                | 18.27                | 0.49                | 14.28  | 4.29          | 4.89                    | 4.40                 | 4.90                    | 1.64                    | 100                    | 3,731,319                         |
| 1958 | 1.41               | 18.86              | 1.83                        | 3.74                     | 24.40                     | 18.13                | 0.54                | 13.65  | 4.05          | 4.69                    | 3.60                 | 3.29                    | 1.81                    | 100                    | 4,252,390                         |
| 1959 | 1.43               | 19.10              | 1.88                        | 3.48                     | 25.42                     | 16.55                | 0.56                | 13.21  | 3.77          | 4.08                    | 3.49                 | 3.57                    | 3.46                    | 100                    | 4,977,394                         |
| 1960 | 1.35               | 18.74              | 1.66                        | 3.50                     | 25.97                     | 16.14                | 0.50                | 13.10  | 4.03          | 4.49                    | 3.15                 | 4.18                    | 3.19                    | 100                    | 5,519,514                         |
| 1961 | 1.16               | 16.63              | 1.34                        | 3.19                     | 25.36                     | 19.22                | 0.71                | 12.14  | 3.68          | 4.65                    | 4.35                 | 3.85                    | 3.72                    | 100                    | 7,326,870                         |
| 1962 | 0.77               | 17.64              | 1.24                        | 3.19                     | 27.33                     | 15.60                | 0.71                | 11.50  | 3.63          | 4.31                    | 5.10                 | 4.61                    | 4.37                    | 100                    | 8,153,324                         |
| 1963 | 0.45               | 12.82              | 0.79                        | 2.02                     | 19.29                     | 14.55                | 0.28                | 8.31   | 4.36          | 4.15                    | 15.38                | 14.53                   | 3.08                    | 100                    | 15,026,366                        |
| 1964 | 0.73               | 13.17              | 0.96                        | 2.58                     | 22.24                     | 16.03                | 0.49                | 8.74   | 4.27          | 4.72                    | 14.19                | 8.18                    | 3.72                    | 100                    | 16,185,484                        |
| 1965 | 0.75               | 13.36              | 0.83                        | 2.80                     | 28.77                     | 14.00                | 0.54                | 7.84   | 4.17          | 3.88                    | 14.01                | 5.20                    | 3.83                    | 100                    | 19,919,189                        |
| 1966 | 0.86               | 13.14              | 0.72                        | 2.54                     | 30.08                     | 14.40                | 0.81                | 7.53   | 3.61          | 3.40                    | 14.33                | 5.49                    | 3.10                    | 100                    | 23,784,101                        |
| 1967 | 0.80               | 13.07              | 0.67                        | 2.30                     | 28.59                     | 14.39                | 0.56                | 8.89   | 5.00          | 5.13                    | 12.24                | 5.39                    | 3.02                    | 100                    | 34,462,859                        |
| 1968 | 0.61               | 14.36              | 0.79                        | 2.28                     | 24.45                     | 24.93                | 0.31                | 9.41   | 5.19          | 5.44                    | 6.91                 | 4.68                    | 0.65                    | 100                    | 29,063,023                        |
| 1969 | 0.29               | 12.90 (11)         | 0.93                        | 0.69                     | 22.97                     | 24.62 (12)           | 0.27                | 7.87   | 4.14          | 4.23                    | 10.16 (13)           | 5.24                    | 5.70 (14)               | 100                    | 27,288,020                        |
| 1970 | --                 | 12.90              | 0.85                        | 0.57                     | 19.84                     | 24.33                | 0.20                | 7.81   | 4.39          | 4.21                    | 12.31 (15)           | 5.84                    | 6.76 (16)               | 100                    | 45,502,875                        |

## NOTAS:

- (1) El pliego del Ministerio de Relaciones Exteriores comprende el pliego de Culto hasta el año 1949 en que paso al Ministerio de Justicia.
- (2) El pliego del Ministerio de Justicia y Culto comprende el pliego de Trabajo hasta 1949 en que por ley 11009 se creó el Ministerio de Trabajo y Asuntos Indígenas.
- (3) Hasta 1935 los gastos de Educación Pública figuraban en el Ministerio de Justicia.
- (4) Hasta 1919 los gastos de Marina figuraban con los del Ministerio de Guerra.
- (5) Hasta 1941 los gastos de Aeronáutica figuraban con los del Ministerio de Marina.
- (6) Hasta 1935 los gastos de Salud Pública figuraban con los del Ministerio de Fomento.
- (7) Hasta 1942 los gastos de Agricultura figuraban con los del Ministerio de Fomento.
- (8) A partir de 1957 los gastos del Poder Legislativo se contabilizan como gastos de Congreso.
- (9) A partir de 1957 el Ministerio de Gobierno y Policía comprende los pliegos del Poder Electoral y de la Presidencia de la República.
- (10) A partir de 1957 el Ministerio de Justicia y Culto incluye el pliego del Poder Judicial.
- (11) A partir de 1969 incluímos en los pliegos del Ministerio de Gobierno y Policía, Poder Electoral y de la Presidencia de la República, el pliego de la Contraloría General de la República.
- (12) A partir de 1969 el pliego del Ministerio de Hacienda y Comercio comprende los pliegos del Ministerio de Economía y Finanzas y del Ministerio de Industria y Comercio.
- (13) A partir de 1969 el pliego del Ministerio de Fomento y Obras Públicas pasa a incluir los pliegos de los Ministerios de Energía y Minas, de Transportes y Comunicaciones y de Vivienda.
- (14) En 1969 el Ministerio de Agricultura comprende el pliego del Ministerio de Agricultura y Pesquería.
- (15) En 1970 se incluye adicionalmente a los pliegos del Ministerio de Energía y Minas, del de Transportes y Comunicaciones y del de Vivienda, el pliego de CRYRZA.
- (16) En 1970 el Ministerio de Agricultura comprende el pliego del Ministerio de Pesquería.

FUENTE: ANUARIOS Y EXTRACTOS ESTADÍSTICOS DEL PERU (varios años).

Cuadro V.1B

**EGRESOS FISCALES: 1971-1988**  
**(COMPOSICION PORCENTUAL Y TOTAL EN MILESIMOS DE NUEVOS SOLES CORRIENTES)**

| AÑOS    | SENA-<br>DO (%) | DIPUTA-<br>DOS (%) | ASAMB.<br>CONS-<br>TITU-<br>YENTE (%) | PRESID.<br>DE LA<br>REPU-<br>BLICA (%) | PRIMER<br>MINIS-<br>TRO (%) | PRIMER<br>PODER<br>LEGIS-<br>LATI-<br>VO (%) | PODER<br>JUDI-<br>CIAL (%) | JURADO<br>NAC. DE<br>ELEC-<br>CION. (1)<br>(%) | MINIST.<br>DE<br>PRESID.<br>(%) | MINIST.<br>DE<br>JUSTI-<br>CIA (%) | MINIST.<br>DEL<br>INTE-<br>RIOR (%) | MINIST.<br>RR. EE.<br>(%) | MINIST.<br>DE<br>ECON. Y<br>FINANZ.<br>(%) | MINIS-<br>TERIO<br>PU-<br>BLICO (%) | MINIS-<br>GUERRA<br>(%) | MINIST.<br>DE<br>MARINA<br>(%) | MINIST.<br>DE<br>AERO-<br>NAUTICA<br>(%) | MINIST.<br>DE AGRICUL-<br>TURA<br>(3) (%) | MINIST.<br>DE PES-<br>QUERIA<br>(%) | MINIST.<br>DE ENER. Y<br>MINAS<br>(%) | MINIST.<br>DE IND.<br>TUR.<br>INT. (%) | MINIST.<br>DE<br>TRAN. Y<br>COMUN.<br>(%) |
|---------|-----------------|--------------------|---------------------------------------|--|-----------------------------|--|----------------------------|--|---------------------------------|------------------------------------|-------------------------------------|---------------------------|--|-------------------------------------|-------------------------|--------------------------------|--|---|-------------------------------------|---------------------------------------|--|---|
| 1971-72 | 0.00            | 0.00               | 0.00                                  | 1.03                                   | 0.00                        | 0.00   | 0.59                       | 0.06   | 0.00                            | 0.00                               | 10.11                               | 0.78                      | 21.88                                      | 0.00                                | 7.18                    | 4.56                           | 4.50                                     | 5.73                                      | 0.77                                | 6.55                                  | 1.49                                   | 5.47                                      |
| 1973-74 | 0.00            | 0.00               | 0.00                                  | 0.63                                   | 0.00                        | 0.00   | 0.45                       | 0.04   | 0.00                            | 0.00                               | 9.05                                | 0.60                      | 27.94                                      | 0.00                                | 6.09                    | 5.04                           | 4.70                                     | 6.85                                      | 1.06                                | 3.67                                  | 1.01                                   | 3.94                                      |
| 1975-76 | 0.00            | 0.00               | 0.00                                  | 0.47                                   | 0.00                        | 0.00   | 0.38                       | 0.04   | 0.00                            | 0.00                               | 9.18                                | 0.50                      | 26.76                                      | 0.00                                | 7.47                    | 4.19                           | 4.33                                     | 8.92                                      | 0.66                                | 3.69                                  | 1.92                                   | 4.02                                      |
| 1977    | 0.00            | 0.00               | 0.00                                  | 0.43                                   | 0.00                        | 0.00   | 0.39                       | 0.05   | 0.00                            | 0.00                               | 10.17                               | 0.53                      | 28.46                                      | 0.00                                | 6.42                    | 4.27                           | 3.46                                     | 7.96                                      | 0.69                                | 4.78                                  | 2.29                                   | 4.34                                      |
| 1978    | 0.00            | 0.00               | 0.04                                  | 0.51                                   | 0.00                        | 0.00   | 0.32                       | 0.07   | 0.00                            | 0.00                               | 7.48                                | 0.61                      | 40.22                                      | 0.00                                | 4.42                    | 3.18                           | 2.61                                     | 6.59                                      | 0.43                                | 1.40                                  | 1.84                                   | 3.54                                      |
| 1979    | 0.00            | 0.00               | 0.03                                  | 0.00                                   | 0.80                        | 0.00   | 0.34                       | 0.09   | 0.00                            | 0.00                               | 6.13                                | 0.59                      | 38.64                                      | 0.00                                | 3.26                    | 2.90                           | 1.92                                     | 4.18                                      | 0.63                                | 2.57                                  | 0.73                                   | 3.60                                      |
| 1980    | 0.04            | 0.05               | 0.00                                  | 0.00                                   | 0.85                        | 0.02   | 0.37                       | 0.14   | 0.00                            | 0.19                               | 7.26                                | 0.52                      | 46.01                                      | 0.00                                | 3.66                    | 2.97                           | 2.68                                     | 2.27                                      | 1.18                                | 3.17                                  | 0.84                                   | 2.65                                      |
| 1981    | 0.07            | 0.15               | 0.00                                  | 1.11                                   | 0.00                        | 0.00   | 0.62                       | 0.06   | 0.00                            | 0.64                               | 7.94                                | 0.59                      | 36.00                                      | 0.08                                | 5.21                    | 3.96                           | 3.43                                     | 1.55                                      | 0.51                                | 0.75                                  | 0.78                                   | 5.80                                      |
| 1982    | 0.11            | 0.23               | 0.00                                  | 0.00                                   | 4.68                        | 0.00   | 0.69                       | 0.07   | 0.00                            | 1.39                               | 9.79                                | 0.70                      | 32.64                                      | 0.25                                | 6.80                    | 4.36                           | 3.78                                     | 2.74                                      | 0.44                                | 0.39                                  | 0.72                                   | 6.16                                      |
| 1983    | 0.11            | 0.26               | 0.00                                  | 0.00                                   | 0.74                        | 0.00   | 0.69                       | 0.18   | 0.00                            | 0.60                               | 11.18                               | 1.01                      | 29.74                                      | 0.27                                | 7.38                    | 4.83                           | 4.36                                     | 3.45                                      | 0.37                                | 0.23                                  | 0.38                                   | 5.49                                      |
| 1984    | 0.11            | 0.22               | 0.00                                  | 0.00                                   | 1.36                        | 0.00   | 0.56                       | 0.20   | 0.00                            | 0.46                               | 1.38                                | 0.82                      | 54.18                                      | 0.20                                | 6.21                    | 4.56                           | 3.57                                     | 3.03                                      | 0.22                                | 0.35                                  | 0.29                                   | 5.47                                      |
| 1985    | 0.13            | 0.24               | 0.00                                  | 0.00                                   | 0.94                        | 0.00   | 0.38                       | 0.16   | 0.00                            | 0.51                               | 8.15                                | 0.99                      | 46.30                                      | 0.16                                | 5.82                    | 4.09                           | 3.47                                     | 2.54                                      | 0.16                                | 0.41                                  | 0.33                                   | 2.96                                      |
| 1986    | 0.42            | 0.72               | 0.00                                  | 0.00                                   | 2.34                        | 0.00   | 0.68                       | 0.34   | 0.31                            | 0.13                               | 18.07                               | 1.51                      | 31.82                                      | 0.37                                | n.d.                    | n.d.                           | n.d.                                     | 2.51                                      | 0.26                                | 0.14                                  | 0.57                                   | 3.05                                      |
| 1987    | 0.26            | 0.55               | 0.00                                  | 0.00                                   | 0.88                        | 0.00   | 0.75                       | 0.08   | 8.71                            | 0.63                               | 13.48                               | 0.82                      | 19.33                                      | 0.29                                | 8.18                    | 5.24                           | 4.60                                     | 2.46                                      | 0.56                                | 0.45                                  | 0.40                                   | 2.16                                      |
| 1988    | 0.16            | 1.75               | 0.00                                  | 0.00                                   | 0.59                        | 0.00   | 3.96                       | 0.30   | 1.40                            | 0.22                               | 4.99                                | 7.64                      | 49.13                                      | 1.04                                | n.d.                    | n.d.                           | n.d.                                     | 2.27                                      | 0.80                                | 0.43                                  | 0.92                                   | 2.16                                      |



(Continuación)

| AÑOS    | MINIST. DE VIV. Y CONST. (5) (%) | MINIST. DE EDUCACION (%) | MINIST. DE SALUD (%) | MINIST. DE TRABAJO (%) | CONTRA. GRAL. DE LA REP. (%) | INP (%) | CONSEJO NAC. DE JUSTICIA (%) | SINAMOS (%) | CRYR. ZA (%) | ORDE. ZA (%) | ONIT (%) | OFIC. CEN. DE IN- FORM. (%) | COM. NAC. DE PROP. SOCIAL (%) | CE- COM- BA (6) (%) | COOP. POPU- LAR (%) | INST. NAC. DE COMUN. SOCIAL (%) | TRIB. DE GARANT. CONST. (%) | INST. NAC. DE DESA- RROLLO (%) | COR- DES (%) | OTROS (%) | TOTAL (%) | TOTAL EN MILESIMOS DE NUEVO SOL |
|---------|----------------------------------|--------------------------|----------------------|------------------------|------------------------------|---------|------------------------------|-------------|--------------|--------------|----------|-----------------------------|-------------------------------|---------------------|---------------------|---------------------------------|-----------------------------|--------------------------------|--------------|-----------|-----------|---------------------------------|
| 1971-72 | 1.54                             | 18.94                    | 5.07                 | 0.30                   | 0.11                         | 0.11    | 0.02                         | 1.53        | 1.68         | 0.00         | 0.01     | 0.00                        | 0.00                          | 0.00                | 0.00                | 0.00                            | 0.00                        | 0.00                           | 0.00         | 0.00      | 100.00    | 119,437                         |
| 1973-74 | 1.13                             | 18.82                    | 4.53                 | 0.22                   | 0.09                         | 0.12    | 0.01                         | 2.09        | 0.00         | 1.82         | 0.02     | 0.05                        | 0.01                          | 0.01                | 0.00                | 0.00                            | 0.00                        | 0.00                           | 0.00         | 0.00      | 100.00    | 174,447                         |
| 1975-76 | 0.93                             | 18.57                    | 4.96                 | 0.21                   | 0.08                         | 0.11    | 0.01                         | 1.15        | 0.00         | 1.04         | 0.00     | 0.16                        | 0.06                          | 0.18                | 0.00                | 0.00                            | 0.00                        | 0.00                           | 0.00         | 0.00      | 100.00    | 280,189                         |
| 1977    | 1.44                             | 16.71                    | 5.23                 | 0.17                   | 0.08                         | 0.12    | 0.01                         | 0.92        | 0.00         | 0.59         | 0.00     | 0.23                        | 0.06                          | 0.22                | 0.00                | 0.00                            | 0.00                        | 0.00                           | 0.00         | 0.00      | 100.00    | 221,746                         |
| 1978    | 1.69                             | 12.97                    | 4.40                 | 0.15                   | 0.05                         | 0.10    | 0.01                         | 0.41        | 0.00         | 0.00         | 0.00     | 0.10                        | 0.04                          | 1.68                | 0.00                | 0.00                            | 0.00                        | 0.00                           | 0.00         | 5.14      | 100.00    | 369,851                         |
| 1979    | 1.11                             | 9.10                     | 4.04                 | 0.12                   | 0.03                         | 0.10    | 0.01                         | 0.00        | 0.00         | 0.00         | 0.00     | 0.05                        | 0.03                          | 5.20                | 0.00                | 0.00                            | 0.00                        | 0.00                           | 0.00         | 13.83     | 100.00    | 739,202                         |
| 1980    | 1.01                             | 7.96                     | 3.49                 | 0.13                   | 0.03                         | 0.10    | 0.00                         | 0.00        | 0.00         | 0.00         | 0.00     | 0.07                        | 0.02                          | 12.30               | 0.01                | 0.00                            | 0.00                        | 0.00                           | 0.00         | 0.00      | 100.00    | 1,404,769                       |
| 1981    | 0.85                             | 9.88                     | 4.09                 | 0.14                   | 0.07                         | 0.09    | 0.00                         | 0.00        | 0.00         | 0.00         | 0.00     | 0.06                        | 0.02                          | 14.69               | 0.87                | 0.00                            | 0.00                        | 0.00                           | 0.00         | 0.00      | 100.00    | 2,033,359                       |
| 1982    | 0.67                             | 16.56                    | 5.62                 | 0.18                   | 0.14                         | 0.08    | 0.00                         | 0.00        | 0.00         | 0.00         | 0.00     | 0.00                        | 0.00                          | 0.00                | 0.78                | 0.03                            | 0.00                        | 0.00                           | 0.00         | 0.00      | 100.00    | 2,957,333                       |
| 1983    | 0.40                             | 16.86                    | 6.45                 | 0.21                   | 0.13                         | 0.09    | 0.00                         | 0.00        | 0.00         | 0.00         | 0.00     | 0.00                        | 0.00                          | 0.00                | 1.10                | 0.09                            | 0.02                        | 3.34                           | 0.00         | 0.00      | 100.00    | 5,298,571                       |
| 1984    | 0.14                             | 6.97                     | 5.37                 | 0.17                   | 0.17                         | 0.06    | 0.00                         | 0.00        | 0.00         | 0.00         | 0.00     | 0.00                        | 0.00                          | 0.00                | 0.72                | 0.08                            | 0.01                        | 3.12                           | 0.00         | 0.00      | 100.00    | 13,518,238                      |
| 1985    | 0.26                             | 13.00                    | 5.06                 | 0.14                   | 0.19                         | 0.07    | 0.00                         | 0.00        | 0.00         | 0.00         | 0.00     | 0.00                        | 0.00                          | 0.00                | 0.66                | 0.20                            | 0.01                        | 2.66                           | 0.00         | 0.00      | 100.00    | 38,010,443                      |
| 1986    | 0.17                             | 17.38                    | 7.91                 | 0.21                   | 0.46                         | 0.16    | 0.00                         | 0.00        | 0.00         | 0.00         | 0.00     | 0.00                        | 0.00                          | 0.00                | 3.33                | 0.08                            | 0.02                        | 2.60                           | 4.42         | 0.00      | 100.00    | 31,787,252                      |
| 1987    | 0.17                             | 21.89                    | 5.68                 | 0.20                   | 0.29                         | 0.17    | 0.00                         | 0.00        | 0.00         | 0.00         | 0.00     | 0.00                        | 0.00                          | 0.00                | 1.66                | 0.10                            | 0.01                        | 0.00                           | 0.00         | 0.00      | 100.00    | 113,529,145                     |
| 1988    | 0.36                             | 13.08                    | 2.65                 | 0.51                   | 0.71                         | 0.48    | 0.00                         | 0.00        | 0.00         | 0.00         | 0.00     | 0.00                        | 0.00                          | 0.00                | 3.85                | 0.55                            | 0.05                        | 0.00                           | 0.00         | 0.00      | 100.00    | 128,351,966                     |

NOTAS:

- (1) Entre 1971 y 1980 aparece bajo el rubro Poder Electoral.
- (2) Entre 1980 y 1984 aparece bajo el rubro Ministerio de Economía.
- (3) Entre 1975 y 1981 incluye los egresos del Ministerio de Alimentación.
- (4) Entre 1971 y 1972 aparece bajo el rubro de Ministerio de Industria y Comercio.  
Entre 1973 y 1978 aparece bajo los rubros Secretaría de Industria y Turismo, Secretaría de Comercio y Secretaría de Integración.
- (5) Entre 1980 y 1984 aparece bajo el rubro Ministerio de Industria.
- (6) Entre 1971 y 1974 aparece bajo el rubro Ministerio de Vivienda.  
Entre 1975 y 1977 aparece bajo el rubro Organismo de Desarrollo del Complejo Bayovar.  
Entre 1978 y 1981 aparece bajo el rubro Organismo de Desarrollo.

FUENTE: BALANCES Y CUENTAS GENERALES DE LA REPUBLICA.

Cuadro V.2

**NIVEL Y COMPOSICION DEL GASTO PUBLICO: 1900-1988.**  
**(COMPOSICION PORCENTUAL Y TOTAL EN MILESIMOS DE NUEVOS SOLES CORRIENTES)**

| AÑOS | DEFENSA EXTERNA E INTERNA<br>(%) (2) | ADMINISTRACION PUBLICA GRAL.<br>(%) (2) | PROMOCION SOCIAL<br>(%) (2) | PROMOCION ECONOMICA<br>(%) (2) | TOTAL PORCENTUAL | TOTAL EN MILESIMOS DE NUEVO SOL |
|------|--------------------------------------|---|-----------------------------|--------------------------------|------------------|---------------------------------|
| 1900 | 49.86                                | 36.28                                   | 10.29                       | 3.57                           | 100%             | 12.73                           |
| 1901 | 47.29                                | 40.76                                   | 9.30                        | 2.65                           | 100%             | 14.42                           |
| 1902 | 51.44                                | 32.09                                   | 11.48                       | 4.98                           | 100%             | 13.57                           |
| 1903 | 50.33                                | 34.68                                   | 10.57                       | 4.42                           | 100%             | 14.79                           |
| 1904 | 45.81                                | 37.90                                   | 9.63                        | 6.65                           | 100%             | 18.85                           |
| 1905 | 44.09                                | 36.10                                   | 10.22                       | 9.58                           | 100%             | 20.90                           |
| 1906 | 41.04                                | 33.05                                   | 15.85                       | 10.05                          | 100%             | 24.44                           |
| 1907 | 41.59                                | 32.20                                   | 17.24                       | 8.98                           | 100%             | 27.23                           |
| 1908 | 40.05                                | 34.97                                   | 16.14                       | 8.83                           | 100%             | 29.90                           |
| 1909 | 42.15                                | 28.93                                   | 15.71                       | 6.84                           | 100%             | 27.48                           |
| 1910 | 42.67                                | 35.00                                   | 16.20                       | 6.12                           | 100%             | 26.85                           |
| 1911 | 39.79                                | 37.51                                   | 16.08                       | 6.63                           | 100%             | 29.56                           |
| 1912 | 42.87                                | 36.86                                   | 14.29                       | 5.98                           | 100%             | 36.31                           |
| 1913 | 40.87                                | 37.78                                   | 14.49                       | 6.86                           | 100%             | 45.42                           |
| 1914 | 41.75                                | 38.29                                   | 14.93                       | 5.03                           | 100%             | 37.85                           |
| 1915 | 42.85                                | 36.77                                   | 15.27                       | 5.11                           | 100%             | 32.34                           |
| 1916 | 36.13                                | 43.12                                   | 15.85                       | 4.90                           | 100%             | 33.97                           |
| 1917 | 35.97                                | 42.09                                   | 15.66                       | 6.28                           | 100%             | 44.25                           |
| 1918 | 33.16                                | 44.01                                   | 15.51                       | 7.32                           | 100%             | 55.04                           |
| 1919 | 31.78                                | 42.46                                   | 14.81                       | 10.95                          | 100%             | 66.00                           |
| 1920 | 35.80                                | 48.57                                   | 14.86                       | 11.60                          | 100%             | 87.90                           |
| 1921 | 37.84                                | 32.66                                   | 14.86                       | 14.64                          | 100%             | 86.96                           |
| 1922 | 34.09                                | 39.65                                   | 14.49                       | 11.77                          | 100%             | 81.02                           |
| 1923 | 32.86                                | 41.08                                   | 14.14                       | 11.92                          | 100%             | 81.11                           |
| 1924 | 35.90                                | 38.60                                   | 13.31                       | 12.19                          | 100%             | 104.81                          |
| 1925 | 34.29                                | 39.34                                   | 13.74                       | 12.63                          | 100%             | 116.10                          |
| 1926 | 33.26                                | 39.62                                   | 15.01                       | 12.11                          | 100%             | 147.21                          |
| 1927 | 34.67                                | 39.37                                   | 15.06                       | 10.90                          | 100%             | 155.86                          |
| 1928 | 34.60                                | 40.16                                   | 14.42                       | 10.82                          | 100%             | 157.96                          |
| 1929 | 32.61                                | 40.71                                   | 14.19                       | 12.49                          | 100%             | 191.97                          |
| 1930 | 33.37                                | 43.64                                   | 14.18                       | 8.81                           | 100%             | 149.06                          |
| 1931 | 39.84                                | 35.56                                   | 16.15                       | 8.45                           | 100%             | 131.37                          |
| 1932 | 43.15                                | 32.50                                   | 15.90                       | 8.45                           | 100%             | 97.03                           |
| 1933 | 45.59                                | 30.10                                   | 15.89                       | 8.42                           | 100%             | 131.18                          |
| 1934 | 40.15                                | 34.71                                   | 14.37                       | 10.77                          | 100%             | 169.23                          |
| 1935 | 40.39                                | 33.06                                   | 15.42                       | 11.13                          | 100%             | 139.27                          |
| 1936 | 42.03                                | 32.77                                   | 16.54                       | 8.66                           | 100%             | 193.72                          |
| 1937 | 38.53                                | 33.24                                   | 16.90                       | 11.33                          | 100%             | 197.96                          |
| 1938 | 37.25                                | 31.67                                   | 16.70                       | 14.38                          | 100%             | 246.26                          |
| 1939 | 39.55                                | 31.52                                   | 17.32                       | 11.61                          | 100%             | 234.21                          |
| 1940 | 43.16                                | 31.90                                   | 18.40                       | 6.54                           | 100%             | 210.19                          |
| 1941 | 41.40                                | 32.83                                   | 20.23                       | 5.54                           | 100%             | 328.22                          |
| 1942 | 42.28                                | 33.51                                   | 19.20                       | 5.01                           | 100%             | 409.08                          |
| 1943 | 40.81                                | 34.42                                   | 17.99                       | 6.78                           | 100%             | 423.60                          |
| 1944 | 40.33                                | 32.75                                   | 19.51                       | 7.41                           | 100%             | 507.95                          |
| 1945 | 41.46                                | 30.20                                   | 21.03                       | 7.31                           | 100%             | 536.45                          |
| 1946 | 40.37                                | 26.27                                   | 25.11                       | 8.25                           | 100%             | 699.50                          |
| 1947 | 35.24                                | 25.22                                   | 26.44                       | 13.10                          | 100%             | 970.92                          |
| 1948 | 35.38                                | 24.10                                   | 25.22                       | 15.30                          | 100%             | 1,094.43                        |
| 1949 | 45.94                                | 21.35                                   | 25.75                       | 6.96                           | 100%             | 1,142.98                        |
| 1950 | 41.86                                | 27.89                                   | 22.75                       | 7.50                           | 100%             | 1,715.86                        |
| 1951 | 42.68                                | 25.78                                   | 24.16                       | 7.38                           | 100%             | 2,037.86                        |
| 1952 | 40.44                                | 23.99                                   | 23.28                       | 12.29                          | 100%             | 2,200.84                        |
| 1953 | 40.65                                | 23.63                                   | 22.99                       | 10.73                          | 100%             | 2,692.05                        |
| 1954 | 42.82                                | 24.75                                   | 24.16                       | 8.29                           | 100%             | 2,553.67                        |
| 1955 | 43.96                                | 21.00                                   | 24.74                       | 10.29                          | 100%             | 2,830.46                        |
| 1956 | 41.95                                | 19.44                                   | 27.83                       | 10.79                          | 100%             | 3,553.12                        |
| 1957 | 41.66                                | 21.49                                   | 30.81                       | 6.04                           | 100%             | 3,731.32                        |
| 1958 | 41.25                                | 19.54                                   | 31.97                       | 5.41                           | 100%             | 4,252.39                        |
| 1959 | 40.16                                | 19.86                                   | 33.03                       | 6.95                           | 100%             | 4,977.39                        |

(Continuación)

| AÑOS     | DEFENSA EXTERNA E INTERNA<br>(%) (2) | ADMINISTRACION PUBLICA GRAL.<br>(%) (2) | PROMOCION SOCIAL<br>(%) (2) | PROMOCION ECONOMICA<br>(%) (2) | TOTAL PORCENT. | TOTAL EN MILESIMOS DE NUEVO SOL |
|----------|--------------------------------------|---|-----------------------------|--------------------------------|----------------|---------------------------------|
| 1960     | 40.36                                | 19.15                                   | 34.15                       | 6.34                           | 100%           | 5,519.51                        |
| 1961     | 37.10                                | 21.72                                   | 33.11                       | 8.07                           | 100%           | 7,326.87                        |
| 1962     | 37.08                                | 17.61                                   | 35.84                       | 9.47                           | 100%           | 8,153.32                        |
| 1963     | 29.64                                | 15.79                                   | 36.12                       | 18.46                          | 100%           | 15,026.37                       |
| 1964     | 30.90                                | 17.72                                   | 33.49                       | 17.91                          | 100%           | 16,185.48                       |
| 1965     | 29.25                                | 15.58                                   | 37.31                       | 17.84                          | 100%           | 19,919.19                       |
| 1966     | 27.68                                | 15.98                                   | 38.92                       | 17.43                          | 100%           | 23,784.10                       |
| 1967     | 32.09                                | 15.86                                   | 36.84                       | 15.26                          | 100%           | 34,462.86                       |
| 1968     | 34.40                                | 26.33                                   | 31.72                       | 7.56                           | 100%           | 29,063.02                       |
| 1969     | 29.14                                | 25.84                                   | 29.17                       | 15.86                          | 100%           | 27,288.02                       |
| 1970     | 29.31                                | 25.18                                   | 26.45                       | 19.07                          | 100%           | 45,502.88                       |
| 1971-72  | 26.35                                | 24.45                                   | 27.39                       | 21.80                          | 100%           | 119,436.52                      |
| 1973-74  | 24.87                                | 29.84                                   | 26.81                       | 18.50                          | 100%           | 174,447.39                      |
| 1975-76  | 25.16                                | 28.39                                   | 25.89                       | 20.73                          | 100%           | 280,189.42                      |
| 1977     | 24.32                                | 30.16                                   | 24.53                       | 21.20                          | 100%           | 221,745.96                      |
| 1978     | 17.69                                | 41.93                                   | 19.67                       | 17.26                          | 100%           | 369,851.02                      |
| 1979     | 14.21                                | 40.57                                   | 14.39                       | 22.21                          | 100%           | 739,201.51                      |
| 1980     | 16.57                                | 48.10                                   | 12.81                       | 34.82                          | 100%           | 1,404,769.09                    |
| 1981     | 20.54                                | 38.81                                   | 16.49                       | 38.84                          | 100%           | 2,033,358.94                    |
| 1982     | 24.74                                | 39.49                                   | 25.25                       | 10.53                          | 100%           | 2,957,332.93                    |
| 1983     | 27.75                                | 36.51                                   | 25.72                       | 10.02                          | 100%           | 5,298,570.60                    |
| 1984     | 15.73                                | 60.94                                   | 13.91                       | 9.42                           | 100%           | 13,518,237.61                   |
| 1985     | 21.54                                | 52.18                                   | 19.83                       | 6.46                           | 100%           | 38,010,442.87                   |
| 1986 (1) | 18.07                                | 41.59                                   | 29.23                       | 11.11                          | 100%           | 31,787,252.25                   |
| 1987     | 31.50                                | 31.97                                   | 30.32                       | 6.20                           | 100%           | 113,529,144.55                  |
| 1988 (1) | 4.99                                 | 66.74                                   | 21.23                       | 7.04                           | 100%           | 128,351,965.54                  |

NOTAS:

- (1) Los datos de las Fuerzas Armadas no se encuentran disponibles para este año, por lo mismo, sólo se ha consignado la información del Ministerio del Interior.
- (2) Ver las Notas Metodológicas (Cuentas Fiscales), para una definición de lo que comprenden las categorías de gasto utilizadas.

FUENTE: BALANCE Y CUENTA GENERAL DE LA REPUBLICA, (varios años).

ELABORACION: Propia.

Cuadro V. 3

**RELACION ENTRE LA EVOLUCION GLOBAL DEL  
GASTO PUBLICO Y LA INVERSION PUBLICA: 1900-1990  
(NUEVOS SOLES CORRIENTES)**

| AÑOS | GASTO PUBLICO<br>(1) | INVERSIONES PUBLICAS<br>(2) | PARTICIPACION PORCENTUAL<br>(2) / (1) |
|------|----------------------|-----------------------------|---------------------------------------|
| 1900 | 12.73                | 0.05                        | 0.42                                  |
| 1901 | 14.42                | 0.04                        | 0.31                                  |
| 1902 | 13.57                | 0.22                        | 1.63                                  |
| 1903 | 14.79                | 0.19                        | 1.30                                  |
| 1904 | 18.85                | 0.36                        | 1.91                                  |
| 1905 | 20.90                | 0.87                        | 4.16                                  |
| 1906 | 24.44                | 1.32                        | 5.42                                  |
| 1907 | 27.23                | 1.30                        | 4.78                                  |
| 1908 | 29.90                | 1.69                        | 5.66                                  |
| 1909 | 27.48                | 0.80                        | 2.93                                  |
| 1910 | 26.85                | 0.66                        | 2.47                                  |
| 1911 | 29.56                | 0.00                        | 0.00                                  |
| 1912 | 36.31                | 0.67                        | 1.85                                  |
| 1913 | 45.42                | 1.43                        | 3.14                                  |
| 1914 | 37.85                | 0.64                        | 1.70                                  |
| 1915 | 32.34                | 0.56                        | 1.73                                  |
| 1916 | 33.97                | 0.65                        | 1.90                                  |
| 1917 | 44.25                | 1.78                        | 4.03                                  |
| 1918 | 55.04                | 4.18                        | 7.59                                  |
| 1919 | 66.00                | 4.32                        | 6.54                                  |
| 1920 | 87.90                | 2.44                        | 2.78                                  |
| 1921 | 86.96                | 7.39                        | 8.50                                  |
| 1922 | 81.02                | 9.43                        | 11.64                                 |
| 1923 | 81.11                | 8.63                        | 10.64                                 |
| 1924 | 104.81               | 14.81                       | 14.13                                 |
| 1925 | 116.10               | 19.65                       | 16.92                                 |
| 1926 | 147.21               | 25.31                       | 17.19                                 |
| 1927 | 155.86               | 39.94                       | 25.62                                 |
| 1928 | 157.96               | 39.90                       | 25.26                                 |
| 1929 | 191.97               | 44.47                       | 23.16                                 |
| 1930 | 149.06               | 20.30                       | 13.62                                 |
| 1931 | 131.37               | 5.35                        | 4.07                                  |
| 1932 | 97.03                | 4.41                        | 4.54                                  |
| 1933 | 131.18               | 4.11                        | 3.13                                  |
| 1934 | 169.23               | 4.71                        | 2.78                                  |
| 1935 | 139.27               | 6.37                        | 4.58                                  |
| 1936 | 193.72               | 8.10                        | 4.18                                  |
| 1937 | 197.96               | 10.48                       | 5.29                                  |
| 1938 | 246.26               | 6.41                        | 2.60                                  |
| 1939 | 234.21               | 11.59                       | 4.95                                  |
| 1940 | 210.19               | 0.50                        | 0.24                                  |
| 1941 | 328.22               | 7.55                        | 2.30                                  |
| 1942 | 409.08               | 7.82                        | 1.91                                  |
| 1943 | 423.60               | 13.84                       | 3.27                                  |
| 1944 | 507.95               | 14.00                       | 2.76                                  |
| 1945 | 536.45               | 11.41                       | 2.13                                  |
| 1946 | 699.50               | 32.81                       | 4.69                                  |
| 1947 | 970.92               | 40.69                       | 4.19                                  |
| 1948 | 1,094.43             | 31.89                       | 2.91                                  |
| 1949 | 1,142.98             | 29.08                       | 2.54                                  |
| 1950 | 1,715.86             | 51.79                       | 3.02                                  |
| 1951 | 2,037.86             | 80.41                       | 3.95                                  |
| 1952 | 2,200.84             | 146.77                      | 6.67                                  |
| 1953 | 2,692.05             | 146.31                      | 5.43                                  |
| 1954 | 2,553.67             | 112.63                      | 4.41                                  |
| 1955 | 2,830.46             | 207.05                      | 7.31                                  |
| 1956 | 3,553.12             | 255.03                      | 7.18                                  |
| 1957 | 3,731.32             | 95.04                       | 2.55                                  |
| 1958 | 4,252.39             | 64.93                       | 1.53                                  |
| 1959 | 4,977.39             | 106.27                      | 2.14                                  |

(Continuación)

| AÑOS    | GASTO PUBLICO<br>(1) | INVERSIONES PUBLICAS<br>(2) | PARTICIPACION PORCENTUAL<br>(2) / (1) |
|---------|----------------------|-----------------------------|---------------------------------------|
| 1960    | 5,519.51             | 101.81                      | 1.84                                  |
| 1961    | 7,326.87             | 319.23                      | 4.36                                  |
| 1962    | 8,153.32             | 360.63                      | 4.42                                  |
| 1963    | 15,026.37            | n.d.                        | n.d.                                  |
| 1964    | 16,185.48            | 3,221.19                    | 19.90                                 |
| 1965    | 19,919.19            | 4,912.16                    | 24.66                                 |
| 1966    | 23,784.10            | 4,922.02                    | 20.69                                 |
| 1967    | 34,462.86            | 5,302.97                    | 15.39                                 |
| 1968    | 29,063.02            | 3,335.39                    | 11.48                                 |
| 1969    | 51,360.00            | 9,111.00                    | 17.74                                 |
| 1970    | 59,300.00            | 10,903.00                   | 18.39                                 |
| 1971-72 | 167,666.00           | 26,583.00                   | 15.85                                 |
| 1973-74 | 340,652.00           | 56,306.00                   | 16.53                                 |
| 1975-76 | 606,432.00           | 111,332.00                  | 18.36                                 |
| 1977    | 513,252.00           | 67,193.00                   | 13.09                                 |
| 1978    | 797,740.00           | 91,732.00                   | 11.50                                 |
| 1979    | 1,490,774.00         | 168,452.00                  | 11.30                                 |
| 1980    | 2,967,000.00         | 361,000.00                  | 12.17                                 |
| 1981    | 4,897,000.00         | 771,000.00                  | 15.74                                 |
| 1982    | 8,539,000.00         | 1,484,000.00                | 17.38                                 |
| 1983    | 17,451,000.00        | 2,703,000.00                | 15.49                                 |
| 1984    | 33,128,000.00        | 5,411,000.00                | 16.33                                 |
| 1985    | 91,137,000.00        | 11,634,000.00               | 12.77                                 |
| 1986    | 141,941,000.00       | 18,597,000.00               | 13.10                                 |
| 1987    | 248,044,000.00       | 29,802,000.00               | 12.01                                 |
| 1988    | 1,496,221,000.00     | 150,330,000.00              | 10.05                                 |
| 1989    | 29,071,610,000.00    | 3,429,899,000.00            | 11.80                                 |
| 1990 *  | 1,733,041,000,000.00 | 137,630,000,000.00          | 7.94                                  |

NOTA:

\* Preliminar.

FUENTE:

1900-1968, ANUARIOS Y EXTRACTOS ESTADISTICOS DEL PERU, (varios años).

1969-1986, Banco Central de Reserva, PERU:COMPENDIO ESTADISTICO DEL SECTOR PUBLICO NO FINANCIERO.

1987-1990, Banco Central de Reserva, MEMORIA 1990.

Cuadro V. 4A

INGRESOS TRIBUTARIOS CORRIENTES: 1900-1990  
(MILESIMOS DE NUEVOS SOLES CORRIENTES)

| AÑOS | IMPUESTOS DIRECTOS |            |                   |             | IMPUESTOS INDIRECTOS |          |                                |        | TOTAL  | OTROS  | TOTAL INGRESOS TRIBUTARIOS |
|------|--------------------|------------|-------------------|-------------|----------------------|----------|--------------------------------|--------|--------|--------|----------------------------|
|      | RENTA              | PATRIMONIO | EXPORTACIONES (1) | REVALUACION | DERECHOS ADUANEROS   |          | PROD.CONSUM. Y TRANS. INT. (2) |        |        |        |                            |
|      |                    |            |                   |             | IMPORT.              | EXPT.(1) | TOTAL                          | TOTAL  |        |        |                            |
| 1900 | n.d.               | n.d.       | n.d.              | n.d.        | 0.44                 | n.d.     | n.d.                           | 7.41   | 4.61   | 12.02  | 12.46                      |
| 1901 | n.d.               | n.d.       | n.d.              | n.d.        | 0.49                 | n.d.     | n.d.                           | 8.59   | 5.29   | 13.88  | 14.37                      |
| 1902 | n.d.               | n.d.       | n.d.              | n.d.        | 0.60                 | n.d.     | n.d.                           | 8.16   | 5.19   | 13.35  | 13.95                      |
| 1903 | n.d.               | n.d.       | n.d.              | n.d.        | 0.67                 | n.d.     | n.d.                           | 8.64   | 5.85   | 14.49  | 15.16                      |
| 1904 | n.d.               | n.d.       | n.d.              | n.d.        | 0.76                 | n.d.     | n.d.                           | 10.29  | 7.93   | 18.22  | 18.98                      |
| 1905 | n.d.               | n.d.       | n.d.              | n.d.        | 0.91                 | n.d.     | n.d.                           | 10.71  | 9.09   | 19.80  | 20.71                      |
| 1906 | n.d.               | n.d.       | n.d.              | n.d.        | 1.94                 | n.d.     | n.d.                           | 12.37  | 9.92   | 22.29  | 24.23                      |
| 1907 | n.d.               | n.d.       | n.d.              | n.d.        | 2.09                 | n.d.     | n.d.                           | 13.94  | 10.38  | 24.32  | 26.41                      |
| 1908 | n.d.               | n.d.       | n.d.              | n.d.        | 3.32                 | n.d.     | n.d.                           | 13.45  | 10.35  | 23.80  | 27.12                      |
| 1909 | n.d.               | n.d.       | n.d.              | n.d.        | 2.39                 | n.d.     | n.d.                           | 11.39  | 9.87   | 21.26  | 23.65                      |
| 1910 | n.d.               | n.d.       | n.d.              | n.d.        | 2.51                 | n.d.     | n.d.                           | 12.66  | 10.90  | 23.56  | 26.07                      |
| 1911 | n.d.               | n.d.       | n.d.              | n.d.        | 2.64                 | n.d.     | n.d.                           | 11.86  | 12.63  | 24.49  | 27.13                      |
| 1912 | n.d.               | n.d.       | n.d.              | n.d.        | 2.62                 | n.d.     | n.d.                           | 15.61  | 13.60  | 29.21  | 31.83                      |
| 1913 | n.d.               | n.d.       | n.d.              | n.d.        | 2.97                 | n.d.     | n.d.                           | 14.54  | 15.14  | 29.68  | 32.65                      |
| 1914 | n.d.               | n.d.       | n.d.              | n.d.        | 3.15                 | n.d.     | n.d.                           | 10.58  | 14.18  | 24.76  | 27.91                      |
| 1915 | n.d.               | n.d.       | n.d.              | n.d.        | 2.99                 | n.d.     | n.d.                           | 7.01   | 14.53  | 21.54  | 24.53                      |
| 1916 | n.d.               | n.d.       | n.d.              | n.d.        | 7.96                 | n.d.     | n.d.                           | 10.50  | 16.74  | 27.24  | 35.20                      |
| 1917 | n.d.               | n.d.       | n.d.              | n.d.        | 9.27                 | n.d.     | n.d.                           | 11.85  | 18.27  | 30.12  | 39.39                      |
| 1918 | n.d.               | n.d.       | n.d.              | n.d.        | 14.04                | n.d.     | n.d.                           | 10.07  | 19.02  | 29.09  | 43.13                      |
| 1919 | n.d.               | n.d.       | n.d.              | n.d.        | 18.70                | n.d.     | n.d.                           | 11.66  | 22.32  | 33.98  | 52.68                      |
| 1920 | n.d.               | n.d.       | n.d.              | n.d.        | 29.16                | n.d.     | n.d.                           | 18.08  | 26.69  | 44.77  | 73.93                      |
| 1921 | n.d.               | n.d.       | n.d.              | n.d.        | 10.32                | n.d.     | n.d.                           | 18.84  | 24.96  | 43.80  | 54.12                      |
| 1922 | n.d.               | n.d.       | n.d.              | n.d.        | 11.29                | n.d.     | n.d.                           | 15.77  | 25.38  | 41.15  | 52.44                      |
| 1923 | n.d.               | n.d.       | n.d.              | n.d.        | 16.85                | n.d.     | n.d.                           | 22.29  | 27.76  | 50.05  | 66.90                      |
| 1924 | n.d.               | n.d.       | n.d.              | n.d.        | 17.65                | n.d.     | n.d.                           | 29.67  | 32.76  | 62.43  | 80.08                      |
| 1925 | n.d.               | n.d.       | n.d.              | n.d.        | 15.63                | n.d.     | n.d.                           | 30.07  | 34.53  | 64.60  | 80.23                      |
| 1926 | n.d.               | n.d.       | n.d.              | n.d.        | 14.91                | n.d.     | n.d.                           | 32.35  | 42.35  | 74.70  | 89.61                      |
| 1927 | n.d.               | n.d.       | n.d.              | n.d.        | 19.43                | n.d.     | n.d.                           | 32.51  | 43.95  | 76.46  | 95.89                      |
| 1928 | n.d.               | n.d.       | n.d.              | n.d.        | 22.16                | n.d.     | n.d.                           | 34.42  | 48.44  | 82.86  | 105.02                     |
| 1929 | n.d.               | n.d.       | n.d.              | n.d.        | 24.55                | n.d.     | n.d.                           | 38.86  | 53.49  | 92.35  | 116.90                     |
| 1930 | n.d.               | n.d.       | n.d.              | n.d.        | 17.38                | n.d.     | n.d.                           | 29.20  | 50.19  | 79.39  | 96.77                      |
| 1931 | n.d.               | n.d.       | n.d.              | n.d.        | 20.17                | n.d.     | n.d.                           | 17.99  | 45.07  | 63.06  | 83.23                      |
| 1932 | n.d.               | n.d.       | n.d.              | n.d.        | 15.82                | n.d.     | n.d.                           | 14.83  | 39.98  | 54.81  | 70.63                      |
| 1933 | n.d.               | n.d.       | n.d.              | n.d.        | 24.12                | n.d.     | n.d.                           | 16.47  | 43.28  | 59.75  | 83.87                      |
| 1934 | n.d.               | n.d.       | n.d.              | n.d.        | 31.04                | n.d.     | n.d.                           | 25.65  | 51.65  | 77.30  | 108.34                     |
| 1935 | n.d.               | n.d.       | n.d.              | n.d.        | 32.27                | n.d.     | n.d.                           | 30.51  | 58.42  | 88.93  | 121.20                     |
| 1936 | n.d.               | n.d.       | n.d.              | n.d.        | 35.14                | n.d.     | n.d.                           | 37.45  | 63.76  | 101.21 | 136.35                     |
| 1937 | n.d.               | n.d.       | n.d.              | n.d.        | 42.07                | n.d.     | n.d.                           | 38.11  | 69.15  | 107.26 | 149.33                     |
| 1938 | n.d.               | n.d.       | n.d.              | n.d.        | 39.35                | n.d.     | n.d.                           | 40.51  | 71.96  | 112.47 | 151.82                     |
| 1939 | n.d.               | n.d.       | n.d.              | n.d.        | 42.24                | n.d.     | n.d.                           | 40.51  | 75.67  | 110.46 | 152.70                     |
| 1940 | n.d.               | n.d.       | n.d.              | n.d.        | 47.27                | n.d.     | n.d.                           | 36.29  | 84.23  | 123.45 | 155.35                     |
| 1941 | n.d.               | n.d.       | n.d.              | n.d.        | 54.94                | n.d.     | n.d.                           | 39.22  | 90.34  | 128.87 | 178.39                     |
| 1942 | n.d.               | n.d.       | n.d.              | n.d.        | 104.83               | n.d.     | n.d.                           | 36.53  | 90.34  | 128.87 | 231.70                     |
| 1943 | n.d.               | n.d.       | n.d.              | n.d.        | 148.77               | n.d.     | n.d.                           | 45.63  | 108.34 | 153.97 | 302.74                     |
| 1944 | n.d.               | n.d.       | n.d.              | n.d.        | 98.48                | n.d.     | n.d.                           | 118.92 | 121.45 | 240.37 | 338.85                     |
| 1945 | n.d.               | n.d.       | n.d.              | n.d.        | 119.00               | n.d.     | n.d.                           | 125.95 | 132.40 | 258.35 | 377.35                     |
| 1946 | n.d.               | n.d.       | n.d.              | n.d.        | 161.32               | n.d.     | n.d.                           | 212.51 | 167.65 | 380.16 | 541.48                     |
| 1947 | n.d.               | n.d.       | n.d.              | n.d.        | 196.39               | n.d.     | n.d.                           | 284.81 | 212.93 | 497.74 | 694.13                     |
| 1948 | n.d.               | n.d.       | n.d.              | n.d.        | 271.85               | n.d.     | n.d.                           | 284.88 | 223.83 | 508.71 | 780.56                     |
| 1949 | n.d.               | n.d.       | n.d.              | n.d.        | 312.63               | n.d.     | n.d.                           | 339.64 | 328.29 | 667.93 | 980.56                     |

(Continuación)

| AÑOS  | IMPUESTOS DIRECTOS |                  |                        |                  | REVALUA-<br>CION | TOTAL            | IMPUESTOS INDIRECTOS |                  |                                 | TOTAL             | OTROS             | TOTAL<br>INGRESOS<br>TRIBUTARIOS |
|-------|--------------------|------------------|------------------------|------------------|------------------|------------------|----------------------|------------------|---------------------------------|-------------------|-------------------|----------------------------------|
|       | RENTA              | PATRIMONIO       | EXPORTACIO-<br>NES (1) | TOTAL            |                  |                  | DERECHOS ADUANEROS   |                  | PROD. CONS.Y<br>TRANS. INT. (2) |                   |                   |                                  |
|       |                    |                  |                        |                  |                  |                  | IMPOR-<br>T.         | EXPT.(1)         |                                 |                   |                   |                                  |
| 1950  | n.d.               | n.d.             | n.d.                   | 402.6            | n.d.             | 402.6            | n.d.                 | 701.6            | 430.9                           | 1,132.6           | 1,535.2           |                                  |
| 1951  | 397.3              | 39.5             | ---                    | 436.7            | 475.5            | 588.9            | 588.9                | 1,064.4          | ---                             | 1,224.2           | 1,660.9           |                                  |
| 1952  | 535.3              | 55.6             | ---                    | 610.9            | 542.9            | 413.4            | 413.4                | 956.4            | ---                             | 1,111.6           | 1,722.5           |                                  |
| 1953  | 507.7              | 69.0             | ---                    | 576.7            | 571.6            | 291.6            | 291.6                | 863.2            | ---                             | 1,031.0           | 1,607.6           |                                  |
| 1954  | 541.8              | 63.0             | ---                    | 604.7            | 578.5            | 422.1            | 422.1                | 1,000.6          | ---                             | 1,190.0           | 1,794.7           |                                  |
| 1955  | 610.3              | 63.6             | ---                    | 673.9            | 674.8            | 408.1            | 408.1                | 1,082.8          | ---                             | 1,327.6           | 2,001.5           |                                  |
| 1956  | 661.8              | 88.1             | ---                    | 749.9            | 744.7            | 443.4            | 443.4                | 1,188.1          | ---                             | 1,474.6           | 2,224.6           |                                  |
| 1957  | 751.0              | 77.2             | ---                    | 828.2            | 841.4            | 477.8            | 477.8                | 1,319.2          | ---                             | 1,679.0           | 2,507.2           |                                  |
| 1958  | 1,136.0            | 118.6            | ---                    | 1,254.6          | 655.4            | 34.7             | 34.7                 | 690.2            | ---                             | 1,896.3           | 2,350.9           |                                  |
| 1959  | 1,648.1            | 121.9            | ---                    | 1,769.9          | 575.2            | 23.5             | 23.5                 | 598.7            | ---                             | 1,003.6           | 2,773.6           |                                  |
| 1960  | 2,509.6            | 204.5            | ---                    | 2,714.2          | 689.3            | 41.1             | 41.1                 | 730.4            | ---                             | 1,705.5           | 4,419.7           |                                  |
| 1961  | 2,805.3            | 165.0            | ---                    | 2,970.3          | 846.7            | 32.8             | 32.8                 | 879.5            | ---                             | 2,561.7           | 5,532.0           |                                  |
| 1962  | 2,244.1            | 157.9            | ---                    | 2,402.0          | 946.7            | 13.4             | 13.4                 | 960.2            | ---                             | 2,905.8           | 5,307.8           |                                  |
| 1963  | 3,113.8            | 396.6            | ---                    | 3,510.3          | 1,109.6          | 20.2             | 20.2                 | 1,129.8          | ---                             | 3,781.7           | 7,292.1           |                                  |
| 1964  | 2,789.3            | 384.2            | ---                    | 3,173.5          | 2,530.8          | 189.2            | 189.2                | 2,720.0          | ---                             | 6,179.6           | 9,353.1           |                                  |
| 1965  | 3,349.3            | 385.2            | ---                    | 3,734.4          | 3,562.7          | 192.2            | 192.2                | 3,754.9          | ---                             | 8,359.1           | 12,093.5          |                                  |
| 1966  | 3,863.0            | 823.5            | ---                    | 4,686.5          | 4,550.8          | 154.3            | 154.3                | 4,705.2          | ---                             | 10,685.6          | 15,372.2          |                                  |
| 1967  | 8,188.8            | 1,127.8          | ---                    | 9,316.6          | 6,401.0          | 266.9            | 266.9                | 6,667.9          | ---                             | 13,785.9          | 23,102.5          |                                  |
| 1968  | 6,565.0            | 1,280.0          | 1,575.0                | 9,882.0          | 7,201.0          | 7,201.0          | 7,201.0              | 7,201.0          | ---                             | 16,791.0          | 26,908.0          |                                  |
| 1969  | 8,276.0            | 2,088.0          | 2,870.0                | 10,631.0         | 7,832.0          | 7,832.0          | 7,832.0              | 7,832.0          | ---                             | 18,705.0          | 29,568.0          |                                  |
| 1970  | 11,708.0           | 1,548.0          | 1,870.0                | 13,443.0         | 8,074.0          | 8,074.0          | 8,074.0              | 8,074.0          | ---                             | 20,183.0          | 33,626.0          |                                  |
| 1971  | 9,128.0            | 1,991.0          | 2,180.0                | 11,337.0         | 8,898.0          | 8,898.0          | 8,898.0              | 8,898.0          | ---                             | 23,126.0          | 35,792.0          |                                  |
| 1972  | 9,802.0            | 2,165.0          | 339.0                  | 12,306.0         | 7,843.0          | 7,843.0          | 7,843.0              | 7,843.0          | ---                             | 28,668.0          | 39,284.0          |                                  |
| 1973  | 14,778.0           | 2,450.0          | 820.0                  | 18,048.0         | 9,097.0          | 9,097.0          | 9,097.0              | 9,097.0          | ---                             | 33,067.0          | 47,453.0          |                                  |
| 1974  | 20,324.0           | 3,442.0          | 3,549.0                | 27,315.0         | 10,276.0         | 10,276.0         | 10,276.0             | 10,276.0         | ---                             | 49,212.0          | 82,026.0          |                                  |
| 1975  | 24,127.0           | 3,894.0          | 3,070.0                | 31,091.0         | 18,159.0         | 18,159.0         | 18,159.0             | 18,159.0         | ---                             | 63,408.0          | 102,207.0         |                                  |
| 1976  | 23,008.0           | 5,085.0          | 7,687.0                | 59,137.0         | 17,952.0         | 17,952.0         | 17,952.0             | 17,952.0         | ---                             | 84,109.0          | 145,655.0         |                                  |
| 1977  | 30,386.0           | 8,980.0          | 18,508.0               | 95,615.0         | 39,073.0         | 39,073.0         | 39,073.0             | 39,073.0         | ---                             | 155,107.0         | 258,553.0         |                                  |
| 1978  | 42,968.0           | 11,355.0         | 37,529.0               | 245,339.0        | 68,149.0         | 68,149.0         | 68,149.0             | 68,149.0         | ---                             | 282,758.0         | 532,023.0         |                                  |
| 1979  | 117,655.0          | 18,209.0         | 100,942.0              | 8,533.0          | 245,339.0        | 245,339.0        | 245,339.0            | 245,339.0        | ---                             | 516,000.0         | 1,022,000.0       |                                  |
| 1980  | 298,000.0          | 33,000.0         | 123,000.0              | 479,000.0        | 158,000.0        | 158,000.0        | 158,000.0            | 158,000.0        | ---                             | 927,000.0         | 1,480,000.0       |                                  |
| 1981  | 303,000.0          | 61,000.0         | 116,000.0              | 507,000.0        | 321,000.0        | 321,000.0        | 321,000.0            | 321,000.0        | ---                             | 1,613,000.0       | 2,423,000.0       |                                  |
| 1982  | 480,000.0          | 96,000.0         | 119,000.0              | 748,000.0        | 475,000.0        | 475,000.0        | 475,000.0            | 475,000.0        | ---                             | 2,583,000.0       | 3,647,000.0       |                                  |
| 1983  | 649,000.0          | 135,000.0        | 98,000.0               | 935,000.0        | 714,000.0        | 714,000.0        | 714,000.0            | 714,000.0        | ---                             | 6,101,000.0       | 8,617,000.0       |                                  |
| 1984  | 1,422,000.0        | 281,000.0        | 81,000.0               | 1,903,000.0      | 1,779,000.0      | 1,779,000.0      | 1,779,000.0          | 1,779,000.0      | ---                             | 6,101,000.0       | 26,878,000.0      |                                  |
| 1985  | 3,459,000.0        | 666,000.0        | 576,000.0              | 4,860,000.0      | 5,592,000.0      | 5,592,000.0      | 5,592,000.0          | 5,592,000.0      | ---                             | 20,532,000.0      | 43,748,000.0      |                                  |
| 1986  | 9,853,000.0        | 2,064,000.0      | 653,000.0              | 12,677,000.0     | 8,757,000.0      | 8,757,000.0      | 8,757,000.0          | 8,757,000.0      | ---                             | 29,446,000.0      | 66,788,000.0      |                                  |
| 1987  | 13,126,000.0       | 2,759,000.0      | 2,620,000.0            | 16,130,000.0     | 14,069,000.0     | 14,069,000.0     | 14,069,000.0         | 14,069,000.0     | ---                             | 48,329,000.0      | 1,078,000.0       |                                  |
| 1988  | 86,829,000.0       | 22,526,000.0     | 2,620,000.0            | 111,983,000.0    | 54,881,000.0     | 54,881,000.0     | 54,881,000.0         | 54,881,000.0     | ---                             | 259,761,000.0     | 399,589,000.0     |                                  |
| 1989  | 1,256,617,000.0    | 331,928,000.0    | 108,528,000.0          | 1,697,073,000.0  | 1,265,857,000.0  | 1,265,857,000.0  | 1,265,857,000.0      | 1,265,857,000.0  | ---                             | 5,350,644,000.0   | 8,079,793,000.0   |                                  |
| 1990* | 37,071,000,000.0   | 48,107,000,000.0 | 3,456,000,000.0        | 88,614,767,000.0 | 59,878,000,000.0 | 59,878,000,000.0 | 59,878,000,000.0     | 59,878,000,000.0 | ---                             | 382,712,000,000.0 | 598,507,000,000.0 |                                  |

NOTAS:

(\*) Preeliminar

(1) Entre 1951 y 1967, el impuesto a la exportación se considera como impuesto indirecto y partir de 1968 como directo.

(2) En 1968 y 1990, el impuesto a la producción, consumo y transacciones internas, no comprende el rubro transacciones.

FUENTE:

1900-1967, ANUARIOS Y EXTRACTOS ESTADISTICOS DEL PERU. (varios años).

1968-1990, Banco Central de Reserva, MEMORIA. (varios años).

Cuadro V. 4B

**ESTRUCTURA DE INGRESOS TRIBUTARIOS: 1900-1990**  
(EN PORCENTAJE)

| AÑOS | IMPUESTOS DIRECTOS |            |                   |             | IMPUESTOS INDIRECTOS |          |       |                               | TOTAL | OTROS | TOTAL INGRESOS TRIBUTARIOS |
|------|--------------------|------------|-------------------|-------------|----------------------|----------|-------|-------------------------------|-------|-------|----------------------------|
|      | RENTA              | PATRIMONIO | EXPORTACIONES (1) | REVALUACION | DERECHOS ADUANEROS   |          | TOTAL | PROD. CONS. Y TRANS. INT. (2) |       |       |                            |
|      |                    |            |                   |             | IMPORI.              | EXPT.(1) |       |                               |       |       |                            |
| 1900 | n.d.               | n.d.       | n.d.              | n.d.        | 3.53                 | n.d.     | n.d.  | 59.47                         | 37.00 | 96.47 | 100.00                     |
| 1901 | n.d.               | n.d.       | n.d.              | n.d.        | 3.41                 | n.d.     | n.d.  | 59.78                         | 36.81 | 96.59 | 100.00                     |
| 1902 | n.d.               | n.d.       | n.d.              | n.d.        | 4.30                 | n.d.     | n.d.  | 58.49                         | 37.20 | 95.70 | 100.00                     |
| 1903 | n.d.               | n.d.       | n.d.              | n.d.        | 4.42                 | n.d.     | n.d.  | 56.99                         | 38.59 | 95.58 | 100.00                     |
| 1904 | n.d.               | n.d.       | n.d.              | n.d.        | 4.00                 | n.d.     | n.d.  | 54.21                         | 41.78 | 96.00 | 100.00                     |
| 1905 | n.d.               | n.d.       | n.d.              | n.d.        | 4.39                 | n.d.     | n.d.  | 51.71                         | 43.89 | 95.61 | 100.00                     |
| 1906 | n.d.               | n.d.       | n.d.              | n.d.        | 8.01                 | n.d.     | n.d.  | 51.05                         | 40.94 | 91.99 | 100.00                     |
| 1907 | n.d.               | n.d.       | n.d.              | n.d.        | 7.91                 | n.d.     | n.d.  | 52.78                         | 39.30 | 92.09 | 100.00                     |
| 1908 | n.d.               | n.d.       | n.d.              | n.d.        | 12.24                | n.d.     | n.d.  | 38.16                         | 49.59 | 87.76 | 100.00                     |
| 1909 | n.d.               | n.d.       | n.d.              | n.d.        | 10.11                | n.d.     | n.d.  | 48.16                         | 41.73 | 89.89 | 100.00                     |
| 1910 | n.d.               | n.d.       | n.d.              | n.d.        | 9.63                 | n.d.     | n.d.  | 48.56                         | 41.81 | 90.37 | 100.00                     |
| 1911 | n.d.               | n.d.       | n.d.              | n.d.        | 9.73                 | n.d.     | n.d.  | 43.72                         | 46.55 | 90.27 | 100.00                     |
| 1912 | n.d.               | n.d.       | n.d.              | n.d.        | 8.23                 | n.d.     | n.d.  | 49.04                         | 42.73 | 91.77 | 100.00                     |
| 1913 | n.d.               | n.d.       | n.d.              | n.d.        | 9.10                 | n.d.     | n.d.  | 44.53                         | 46.37 | 90.90 | 100.00                     |
| 1914 | n.d.               | n.d.       | n.d.              | n.d.        | 11.29                | n.d.     | n.d.  | 37.91                         | 50.81 | 88.71 | 100.00                     |
| 1915 | n.d.               | n.d.       | n.d.              | n.d.        | 12.19                | n.d.     | n.d.  | 28.58                         | 59.23 | 87.81 | 100.00                     |
| 1916 | n.d.               | n.d.       | n.d.              | n.d.        | 22.61                | n.d.     | n.d.  | 29.83                         | 47.56 | 77.39 | 100.00                     |
| 1917 | n.d.               | n.d.       | n.d.              | n.d.        | 23.53                | n.d.     | n.d.  | 30.08                         | 46.38 | 76.47 | 100.00                     |
| 1918 | n.d.               | n.d.       | n.d.              | n.d.        | 32.55                | n.d.     | n.d.  | 23.35                         | 44.10 | 67.45 | 100.00                     |
| 1919 | n.d.               | n.d.       | n.d.              | n.d.        | 35.50                | n.d.     | n.d.  | 22.13                         | 42.37 | 64.50 | 100.00                     |
| 1920 | n.d.               | n.d.       | n.d.              | n.d.        | 39.44                | n.d.     | n.d.  | 24.46                         | 36.10 | 60.56 | 100.00                     |
| 1921 | n.d.               | n.d.       | n.d.              | n.d.        | 19.07                | n.d.     | n.d.  | 34.81                         | 46.12 | 80.93 | 100.00                     |
| 1922 | n.d.               | n.d.       | n.d.              | n.d.        | 21.53                | n.d.     | n.d.  | 30.07                         | 48.40 | 78.47 | 100.00                     |
| 1923 | n.d.               | n.d.       | n.d.              | n.d.        | 25.19                | n.d.     | n.d.  | 33.32                         | 41.49 | 74.81 | 100.00                     |
| 1924 | n.d.               | n.d.       | n.d.              | n.d.        | 22.04                | n.d.     | n.d.  | 37.05                         | 40.91 | 77.96 | 100.00                     |
| 1925 | n.d.               | n.d.       | n.d.              | n.d.        | 19.48                | n.d.     | n.d.  | 37.48                         | 43.04 | 80.52 | 100.00                     |
| 1926 | n.d.               | n.d.       | n.d.              | n.d.        | 16.64                | n.d.     | n.d.  | 36.10                         | 47.26 | 83.36 | 100.00                     |
| 1927 | n.d.               | n.d.       | n.d.              | n.d.        | 20.26                | n.d.     | n.d.  | 33.90                         | 45.83 | 79.74 | 100.00                     |
| 1928 | n.d.               | n.d.       | n.d.              | n.d.        | 21.10                | n.d.     | n.d.  | 32.77                         | 46.12 | 78.90 | 100.00                     |
| 1929 | n.d.               | n.d.       | n.d.              | n.d.        | 21.00                | n.d.     | n.d.  | 30.17                         | 45.76 | 79.00 | 100.00                     |
| 1930 | n.d.               | n.d.       | n.d.              | n.d.        | 17.96                | n.d.     | n.d.  | 33.24                         | 51.87 | 82.04 | 100.00                     |
| 1931 | n.d.               | n.d.       | n.d.              | n.d.        | 24.23                | n.d.     | n.d.  | 21.61                         | 54.15 | 75.77 | 100.00                     |
| 1932 | n.d.               | n.d.       | n.d.              | n.d.        | 22.40                | n.d.     | n.d.  | 21.00                         | 56.60 | 77.60 | 100.00                     |
| 1933 | n.d.               | n.d.       | n.d.              | n.d.        | 28.76                | n.d.     | n.d.  | 19.64                         | 51.60 | 71.24 | 100.00                     |
| 1934 | n.d.               | n.d.       | n.d.              | n.d.        | 28.65                | n.d.     | n.d.  | 23.68                         | 47.67 | 71.35 | 100.00                     |
| 1935 | n.d.               | n.d.       | n.d.              | n.d.        | 26.63                | n.d.     | n.d.  | 25.17                         | 48.20 | 73.37 | 100.00                     |
| 1936 | n.d.               | n.d.       | n.d.              | n.d.        | 25.77                | n.d.     | n.d.  | 27.47                         | 46.76 | 74.23 | 100.00                     |
| 1937 | n.d.               | n.d.       | n.d.              | n.d.        | 28.17                | n.d.     | n.d.  | 25.52                         | 46.31 | 71.83 | 100.00                     |
| 1938 | n.d.               | n.d.       | n.d.              | n.d.        | 25.92                | n.d.     | n.d.  | 26.68                         | 47.40 | 74.08 | 100.00                     |
| 1939 | n.d.               | n.d.       | n.d.              | n.d.        | 27.66                | n.d.     | n.d.  | 22.78                         | 49.55 | 72.34 | 100.00                     |
| 1940 | n.d.               | n.d.       | n.d.              | n.d.        | 30.43                | n.d.     | n.d.  | 23.36                         | 46.21 | 69.57 | 100.00                     |
| 1941 | n.d.               | n.d.       | n.d.              | n.d.        | 30.80                | n.d.     | n.d.  | 21.99                         | 47.22 | 69.20 | 100.00                     |
| 1942 | n.d.               | n.d.       | n.d.              | n.d.        | 45.24                | n.d.     | n.d.  | 15.77                         | 38.99 | 54.76 | 100.00                     |
| 1943 | n.d.               | n.d.       | n.d.              | n.d.        | 49.14                | n.d.     | n.d.  | 15.07                         | 35.79 | 50.86 | 100.00                     |
| 1944 | n.d.               | n.d.       | n.d.              | n.d.        | 29.06                | n.d.     | n.d.  | 35.10                         | 35.84 | 70.94 | 100.00                     |
| 1945 | n.d.               | n.d.       | n.d.              | n.d.        | 31.54                | n.d.     | n.d.  | 33.38                         | 35.09 | 68.46 | 100.00                     |
| 1946 | n.d.               | n.d.       | n.d.              | n.d.        | 29.79                | n.d.     | n.d.  | 39.25                         | 30.96 | 70.21 | 100.00                     |
| 1947 | n.d.               | n.d.       | n.d.              | n.d.        | 28.29                | n.d.     | n.d.  | 41.03                         | 30.68 | 71.71 | 100.00                     |
| 1948 | n.d.               | n.d.       | n.d.              | n.d.        | 34.83                | n.d.     | n.d.  | 36.50                         | 28.68 | 65.17 | 100.00                     |
| 1949 | n.d.               | n.d.       | n.d.              | n.d.        | 31.88                | n.d.     | n.d.  | 34.64                         | 33.48 | 68.12 | 100.00                     |



(Continuación)

| AÑOS  | IMPUESTOS DIRECTOS |                 |                        |       | REVALUA-<br>CION | TOTAL | IMPUESTOS INDIRECTOS           |         |       |                                  | TOTAL | OTROS  | TOTAL<br>INGRESOS<br>TRIBUTARIOS |       |
|-------|--------------------|-----------------|------------------------|-------|------------------|-------|--------------------------------|---------|-------|----------------------------------|-------|--------|----------------------------------|-------|
|       | RENTA              | PATRIMO-<br>NIO | EXPORTA-<br>CIONES (1) | TOTAL |                  |       | DERECHOS ADUANEROS<br>EXPT.(1) | IMPORT. | TOTAL | PROD. CONS. Y<br>TRANS. INT. (2) |       |        |                                  | TOTAL |
|       |                    |                 |                        |       |                  |       |                                |         |       |                                  |       |        |                                  |       |
| 1950  | n.d.               |                 | n.d.                   | 26.23 | n.d.             | 26.23 | n.d.                           | n.d.    | 45.70 | 28.07                            | 73.77 | 100.00 |                                  |       |
| 1951  | 23.92              | 2.38            | n.d.                   | 26.29 | n.d.             | 26.29 | 28.63                          | 35.46   | 64.09 | 9.62                             | 73.71 | 100.00 |                                  |       |
| 1952  | 32.24              | 3.23            | n.d.                   | 35.47 | n.d.             | 35.47 | 31.52                          | 24.00   | 55.52 | 10.44                            | 64.54 | 100.00 |                                  |       |
| 1953  | 31.58              | 4.29            | n.d.                   | 35.87 | n.d.             | 35.87 | 35.56                          | 18.14   | 55.75 | 10.56                            | 66.31 | 100.00 |                                  |       |
| 1954  | 30.19              | 3.51            | n.d.                   | 33.69 | n.d.             | 33.69 | 32.23                          | 23.52   | 55.75 | 12.23                            | 66.31 | 100.00 |                                  |       |
| 1955  | 30.49              | 3.18            | n.d.                   | 33.67 | n.d.             | 33.67 | 33.71                          | 20.39   | 54.10 | 12.88                            | 66.29 | 100.00 |                                  |       |
| 1956  | 29.75              | 3.96            | n.d.                   | 33.71 | n.d.             | 33.71 | 33.47                          | 19.93   | 53.41 | 14.35                            | 66.97 | 100.00 |                                  |       |
| 1957  | 29.95              | 3.08            | n.d.                   | 33.03 | n.d.             | 33.03 | 33.56                          | 19.06   | 52.62 | 17.28                            | 66.97 | 100.00 |                                  |       |
| 1958  | 48.32              | 5.05            | n.d.                   | 53.37 | n.d.             | 53.37 | 27.88                          | 1.48    | 29.36 | 17.28                            | 46.63 | 100.00 |                                  |       |
| 1959  | 59.42              | 4.39            | n.d.                   | 63.81 | n.d.             | 63.81 | 20.74                          | 0.85    | 21.59 | 36.19                            | 57.78 | 100.00 |                                  |       |
| 1960  | 56.78              | 4.63            | n.d.                   | 61.41 | n.d.             | 61.41 | 15.60                          | 0.93    | 16.53 | 38.59                            | 55.12 | 100.00 |                                  |       |
| 1961  | 50.71              | 2.98            | n.d.                   | 53.69 | n.d.             | 53.69 | 15.31                          | 0.59    | 15.90 | 30.41                            | 46.31 | 100.00 |                                  |       |
| 1962  | 42.28              | 2.98            | n.d.                   | 45.25 | n.d.             | 45.25 | 17.84                          | 0.25    | 18.09 | 36.66                            | 54.75 | 100.00 |                                  |       |
| 1963  | 42.70              | 5.44            | n.d.                   | 48.14 | n.d.             | 48.14 | 15.22                          | 0.28    | 15.49 | 36.37                            | 51.86 | 100.00 |                                  |       |
| 1964  | 29.82              | 4.11            | n.d.                   | 33.93 | n.d.             | 33.93 | 27.06                          | 2.02    | 29.08 | 36.99                            | 66.07 | 100.00 |                                  |       |
| 1965  | 27.69              | 3.19            | n.d.                   | 30.88 | n.d.             | 30.88 | 29.46                          | 1.59    | 31.05 | 38.07                            | 69.12 | 100.00 |                                  |       |
| 1966  | 25.13              | 5.36            | n.d.                   | 30.49 | n.d.             | 30.49 | 29.60                          | 1.00    | 30.61 | 38.90                            | 69.51 | 100.00 |                                  |       |
| 1967  | 35.45              | 4.88            | n.d.                   | 40.33 | n.d.             | 40.33 | 27.71                          | 1.16    | 28.86 | 30.81                            | 59.67 | 100.00 |                                  |       |
| 1968  | 24.40              | 4.76            | 5.85                   | 36.73 | 1.72             | 36.73 | 26.76                          | 26.76   | 26.76 | 35.64                            | 62.40 | 100.00 |                                  |       |
| 1969  | 27.99              | 7.06            | 0.90                   | 35.95 | --               | 35.95 | 26.49                          | 26.49   | 26.49 | 36.77                            | 63.26 | 100.00 |                                  |       |
| 1970  | 34.82              | 4.60            | 0.56                   | 39.98 | --               | 39.98 | 24.01                          | 24.01   | 24.01 | 36.01                            | 60.02 | 100.00 |                                  |       |
| 1971  | 25.50              | 5.56            | 0.61                   | 31.67 | --               | 31.67 | 24.86                          | 24.86   | 24.86 | 39.75                            | 64.61 | 100.00 |                                  |       |
| 1972  | 24.95              | 5.51            | 0.86                   | 31.33 | --               | 31.33 | 19.96                          | 19.96   | 19.96 | 40.54                            | 60.50 | 100.00 |                                  |       |
| 1973  | 31.14              | 5.16            | 1.73                   | 38.03 | --               | 38.03 | 19.17                          | 19.17   | 19.17 | 41.23                            | 60.40 | 100.00 |                                  |       |
| 1974  | 33.50              | 5.67            | 5.85                   | 45.02 | --               | 45.02 | 16.94                          | 16.94   | 16.94 | 37.57                            | 54.50 | 100.00 |                                  |       |
| 1975  | 29.41              | 4.75            | 3.74                   | 37.90 | --               | 37.90 | 22.14                          | 22.14   | 22.14 | 37.86                            | 60.00 | 100.00 |                                  |       |
| 1976  | 22.51              | 4.98            | 7.52                   | 36.80 | 1.79             | 36.80 | 17.56                          | 17.56   | 17.56 | 44.47                            | 62.04 | 100.00 |                                  |       |
| 1977  | 20.86              | 6.17            | 12.71                  | 40.60 | 0.87             | 40.60 | 13.50                          | 13.50   | 13.50 | 44.25                            | 57.75 | 100.00 |                                  |       |
| 1978  | 16.62              | 4.39            | 14.52                  | 36.98 | 1.46             | 36.98 | 15.11                          | 15.11   | 15.11 | 44.88                            | 59.99 | 100.00 |                                  |       |
| 1979  | 22.11              | 3.42            | 18.97                  | 46.11 | 1.60             | 46.11 | 12.81                          | 12.81   | 12.81 | 40.34                            | 53.15 | 100.00 |                                  |       |
| 1980  | 29.16              | 3.23            | 12.04                  | 46.87 | 2.45             | 46.87 | 15.46                          | 15.46   | 15.46 | 35.03                            | 50.49 | 100.00 |                                  |       |
| 1981  | 20.47              | 4.12            | 7.84                   | 34.26 | 1.82             | 34.26 | 21.69                          | 21.69   | 21.69 | 46.97                            | 62.64 | 100.00 |                                  |       |
| 1982  | 19.81              | 3.96            | 4.91                   | 30.87 | 2.19             | 30.87 | 19.60                          | 19.60   | 19.60 | 46.97                            | 66.57 | 100.00 |                                  |       |
| 1983  | 17.80              | 3.70            | 2.69                   | 25.64 | 1.45             | 25.64 | 19.58                          | 19.58   | 19.58 | 51.25                            | 70.83 | 100.00 |                                  |       |
| 1984  | 16.50              | 3.26            | 0.94                   | 22.08 | 1.38             | 22.08 | 20.65                          | 20.65   | 20.65 | 50.16                            | 70.80 | 100.00 |                                  |       |
| 1985  | 12.87              | 2.48            | 2.14                   | 18.08 | 0.59             | 18.08 | 20.81                          | 20.81   | 20.81 | 55.58                            | 76.39 | 100.00 |                                  |       |
| 1986  | 22.52              | 4.72            | 1.49                   | 28.98 | 0.24             | 28.98 | 20.02                          | 20.02   | 20.02 | 47.29                            | 67.31 | 100.00 |                                  |       |
| 1987  | 19.65              | 4.13            | 0.36                   | 24.15 | 0.01             | 24.15 | 21.07                          | 21.07   | 21.07 | 51.30                            | 72.36 | 100.00 |                                  |       |
| 1988  | 21.73              | 5.64            | 0.66                   | 28.02 | 0.00             | 28.02 | 13.73                          | 13.73   | 13.73 | 51.27                            | 65.01 | 100.00 |                                  |       |
| 1989  | 15.55              | 4.11            | 1.34                   | 21.00 | 0.00             | 21.00 | 15.67                          | 15.67   | 15.67 | 50.56                            | 66.22 | 100.00 |                                  |       |
| 1990* | 6.19               | 8.04            | 0.57                   | 14.93 | 0.13             | 14.93 | 10.00                          | 10.00   | 10.00 | 53.94                            | 63.94 | 100.00 |                                  |       |

NOTAS:

(\*) Preeliminar

(1) Entre 1951 y 1967, el impuesto a la exportación se considera como impuesto indirecto; a partir de 1968, directo.

(2) En 1988 y 1990, el impuesto a la producción, consumo y transacciones internas no comprende el rubro transacciones.

FUENTE:

1900-1987, EXTRACTO ESTADÍSTICO DEL PERU, (varios años).

1938-1967, ANUARIO ESTADÍSTICO DEL PERU, (varios años).

1968-1990, Banco Central de Reserva, MEMORIA, (varios años).

Cuadro V. 5A

**INGRESOS FISCALES CORRIENTES POR TIPO DE INGRESO: 1900-1967**  
(MILESIMOS DE NUEVOS SOLES CORRIENTES)

| AÑOS | IMPUESTOS DIRECTOS | IMPUESTOS INDIRECTOS | MONOP.EXPLO.T Y RENTAS DE SERV.PUBLIC. | PRODUCT.DEL DOMINIO DEL ESTADO | RENTAS Y PRODUCTOS DIVERSOS | RECURSOS EXTRAORDINARIOS | TOTAL     |
|------|--------------------|----------------------|--|--------------------------------|-----------------------------|--------------------------|-----------|
| 1900 | 0.44               | 12.02                | 0.33                                   | 0.05                           | 0.15                        | 0.13                     | 13.12     |
| 1901 | 0.49               | 13.89                | 0.37                                   | 0.06                           | 0.18                        | 0.29                     | 15.28     |
| 1902 | 0.60               | 13.36                | 0.40                                   | 0.06                           | 0.19                        | 0.14                     | 14.75     |
| 1903 | 0.67               | 14.49                | 0.50                                   | 0.08                           | 0.18                        | 0.14                     | 16.06     |
| 1904 | 0.77               | 18.22                | 0.54                                   | 0.07                           | 0.29                        | 0.00                     | 19.89     |
| 1905 | 0.92               | 19.79                | 0.61                                   | 0.12                           | 0.34                        | 0.00                     | 21.78     |
| 1906 | 1.94               | 22.29                | 0.73                                   | 0.18                           | 0.40                        | 0.00                     | 25.54     |
| 1907 | 2.10               | 24.32                | 0.73                                   | 0.26                           | 0.90                        | 0.00                     | 28.31     |
| 1908 | 3.32               | 23.81                | 0.94                                   | 0.18                           | 0.39                        | 0.00                     | 28.64     |
| 1909 | 2.39               | 21.17                | 0.94                                   | 0.14                           | 0.55                        | 0.00                     | 25.19     |
| 1910 | 2.51               | 23.57                | 1.12                                   | 0.21                           | 0.55                        | 0.00                     | 27.96     |
| 1911 | 2.64               | 27.49                | 1.34                                   | 0.30                           | 0.50                        | 0.00                     | 32.27     |
| 1912 | 2.62               | 29.21                | 1.40                                   | 0.26                           | 0.76                        | 0.02                     | 34.27     |
| 1913 | 2.97               | 29.68                | 1.85                                   | 0.21                           | 0.79                        | 0.09                     | 35.59     |
| 1914 | 3.15               | 24.76                | 1.66                                   | 0.22                           | 0.91                        | 0.11                     | 30.81     |
| 1915 | 2.99               | 21.55                | 1.85                                   | 0.97                           | 0.53                        | 2.19                     | 30.08     |
| 1916 | 7.96               | 27.25                | 2.38                                   | 1.22                           | 0.62                        | 0.42                     | 39.85     |
| 1917 | 9.27               | 30.12                | 2.94                                   | 2.13                           | 0.65                        | 1.65                     | 46.76     |
| 1918 | 14.03              | 29.10                | 3.17                                   | 1.88                           | 0.74                        | 0.96                     | 49.88     |
| 1919 | 18.70              | 33.99                | 3.65                                   | 4.55                           | 0.66                        | 1.53                     | 63.08     |
| 1920 | 29.16              | 44.77                | 3.26                                   | 3.10                           | 0.59                        | 3.15                     | 84.03     |
| 1921 | 10.32              | 43.80                | 2.41                                   | 3.04                           | 2.29                        | 16.04                    | 77.90     |
| 1922 | 11.29              | 41.16                | 2.58                                   | 5.62                           | 5.19                        | 4.77                     | 70.61     |
| 1923 | 16.84              | 50.06                | 2.57                                   | 4.95                           | 1.67                        | 0.23                     | 76.32     |
| 1924 | 17.65              | 62.43                | 3.48                                   | 6.33                           | 2.24                        | 3.61                     | 95.74     |
| 1925 | 15.63              | 64.60                | 3.63                                   | 7.32                           | 0.84                        | 4.01                     | 96.03     |
| 1926 | 14.91              | 74.99                | 4.35                                   | 5.71                           | 2.23                        | 0.49                     | 102.68    |
| 1927 | 19.43              | 76.14                | 4.49                                   | 5.57                           | 1.08                        | 0.22                     | 106.93    |
| 1928 | 22.16              | 82.86                | 5.45                                   | 10.22                          | 1.29                        | 0.13                     | 122.11    |
| 1929 | 24.55              | 92.35                | 7.01                                   | 12.28                          | 4.16                        | 15.00                    | 155.35    |
| 1930 | 17.98              | 79.39                | 7.93                                   | 9.76                           | 3.73                        | 11.46                    | 130.25    |
| 1931 | 20.17              | 63.07                | 6.89                                   | 7.24                           | 2.38                        | 28.20                    | 127.95    |
| 1932 | 15.82              | 54.82                | 5.56                                   | 9.26                           | 1.06                        | 2.58                     | 89.10     |
| 1933 | 24.12              | 59.75                | 5.91                                   | 9.32                           | 4.27                        | 3.71                     | 107.08    |
| 1934 | 31.04              | 77.30                | 6.86                                   | 9.25                           | 1.79                        | 0.38                     | 126.62    |
| 1935 | 32.27              | 88.93                | 6.96                                   | 10.40                          | 1.13                        | 1.50                     | 141.19    |
| 1936 | 35.14              | 101.22               | 8.28                                   | 11.16                          | 3.86                        | 41.99                    | 201.65    |
| 1937 | 42.07              | 107.27               | 8.50                                   | 13.85                          | 1.22                        | 19.82                    | 192.73    |
| 1938 | 39.35              | 112.47               | 8.82                                   | 18.06                          | 5.85                        | 37.09                    | 221.64    |
| 1939 | 42.25              | 110.46               | 9.57                                   | 16.34                          | 1.31                        | 28.55                    | 208.48    |
| 1940 | 47.27              | 108.09               | 10.40                                  | 14.72                          | 4.09                        | 34.16                    | 218.73    |
| 1941 | 54.94              | 123.45               | 11.50                                  | 24.47                          | 15.05                       | 38.13                    | 267.54    |
| 1942 | 104.83             | 126.87               | 12.56                                  | 18.55                          | 12.18                       | 35.44                    | 310.43    |
| 1943 | 148.77             | 154.02               | 13.51                                  | 22.12                          | 7.86                        | 4.65                     | 350.93    |
| 1944 | 98.48              | 240.37               | 14.82                                  | 26.18                          | 5.95                        | 24.33                    | 410.13    |
| 1945 | 119.00             | 258.35               | 16.39                                  | 29.93                          | 7.32                        | 3.83                     | 434.82    |
| 1946 | 161.32             | 380.16               | 18.82                                  | 36.93                          | 12.00                       | 53.26                    | 662.49    |
| 1947 | 196.38             | 497.81               | 25.09                                  | 55.87                          | 40.81                       | 140.37                   | 956.33    |
| 1948 | 271.85             | 458.70               | 26.48                                  | 55.97                          | 49.04                       | 259.67                   | 1,121.71  |
| 1949 | 312.63             | 667.93               | 29.52                                  | 71.03                          | 94.09                       | 3.07                     | 1,178.27  |
| 1950 | 402.64             | 1,132.56             | 35.05                                  | 97.40                          | 60.36                       | 0.26                     | 1,728.27  |
| 1951 | 437.36             | 1,224.10             | 217.39                                 | 55.95                          | 216.47                      | 0.00                     | 2,151.27  |
| 1952 | 611.07             | 1,111.61             | 226.69                                 | 54.42                          | 204.87                      | 0.00                     | 2,208.66  |
| 1953 | 576.66             | 1,030.97             | 245.96                                 | 57.76                          | 248.58                      | 0.00                     | 2,159.93  |
| 1954 | 604.70             | 1,190.03             | 276.64                                 | 82.21                          | 272.71                      | 0.00                     | 2,426.29  |
| 1955 | 673.89             | 1,327.59             | 293.82                                 | 89.94                          | 460.45                      | 0.00                     | 2,845.69  |
| 1956 | 749.94             | 1,474.61             | 317.44                                 | 105.29                         | 363.18                      | 0.00                     | 3,010.46  |
| 1957 | 828.23             | 1,678.99             | 336.23                                 | 108.17                         | 409.12                      | 15.24                    | 3,375.98  |
| 1958 | 1,254.59           | 1,096.31             | 387.02                                 | 103.28                         | 510.53                      | 0.00                     | 3,351.73  |
| 1959 | 1,769.95           | 1,003.62             | 481.55                                 | 107.17                         | 254.77                      | 516.98                   | 4,134.04  |
| 1960 | 2,714.15           | 1,705.50             | 547.88                                 | 105.42                         | 265.15                      | 659.42                   | 5,997.52  |
| 1961 | 2,970.30           | 2,561.73             | 591.23                                 | 105.98                         | 302.94                      | 1,044.36                 | 7,576.54  |
| 1962 | 3,172.79           | 2,905.74             | 673.81                                 | 122.57                         | 344.01                      | 942.56                   | 8,161.48  |
| 1963 | 3,510.35           | 3,781.72             | 753.96                                 | 183.26                         | 394.94                      | 724.42                   | 9,348.65  |
| 1964 | 3,173.50           | 6,179.59             | 561.30                                 | 178.50                         | 876.76                      | 126.80                   | 11,096.45 |
| 1965 | 3,734.44           | 8,358.86             | 355.57                                 | 140.30                         | 546.05                      | 1,888.30                 | 15,023.52 |
| 1966 | 4,686.54           | 10,685.62            | 337.71                                 | 360.46                         | 759.28                      | 346.57                   | 17,176.18 |
| 1967 | 9,316.62           | 13,785.88            | 313.06                                 | 119.99                         | 136.64                      | 605.37                   | 24,277.56 |

FUENTE: ANUARIOS Y EXTRACTOS ESTADISTICOS DEL PERU, (varios años).

Cuadro V. 5B

**INGRESOS FISCALES CORRIENTES POR TIPO DE INGRESO : 1968-1990**  
(MILESIMOS DE NUEVOS SOLES CORRIENTES)

| AÑOS  | INGRESOS TRIBUTARIOS |                         |                            |                            |  | TOTAL           | INGRESOS NO TRIBUTARIOS    |           |                        |                              |                | TOTAL           | TOTAL INGRESOS TRIBUTARIOS Y NO TRIBUTARIOS |
|-------|----------------------|-------------------------|----------------------------|----------------------------|--|-----------------|----------------------------|-----------|------------------------|------------------------------|----------------|-----------------|---|
|       | IMPUESTOS A LA RENTA | IMPUESTOS AL PATRIMONIO | IMPUESTOS A LA IMPORTACION | IMPUESTOS A LA EXPORTACION | IMPUESTOS A LA PRODUCCION Y EL CONSUMO |                 | OTROS INGRESOS TRIBUTARIOS | TASAS     | RENTAS DE LA PROPIEDAD | RECURSOS PROPIOS Y TRANSFER. | OTROS          |                 |   |
| 1968  | 6,565                | 1,280                   | 7,201                      | 1,575                      | 9,590                                  | 697             | 1,147                      | 577       | 0                      | 1,663                        | 3,387          | 30,295          |   |
| 1969  | 8,276                | 2,088                   | 7,832                      | 267                        | 10,873                                 | 232             | 958                        | 762       | 830                    | 1,895                        | 4,445          | 34,013          |   |
| 1970  | 11,708               | 1,548                   | 8,074                      | 187                        | 12,109                                 | 0               | 563                        | 1,110     | 856                    | 2,819                        | 5,348          | 38,974          |   |
| 1971  | 9,128                | 1,991                   | 8,898                      | 218                        | 14,228                                 | 1,329           | 631                        | 1,264     | 1,623                  | 2,411                        | 5,929          | 41,721          |   |
| 1972  | 9,802                | 2,165                   | 7,843                      | 339                        | 15,925                                 | 3,210           | 709                        | 1,449     | 2,052                  | 2,330                        | 6,540          | 45,824          |   |
| 1973  | 14,778               | 2,450                   | 9,097                      | 393                        | 19,991                                 | 744             | 719                        | 1,315     | 1,397                  | 3,162                        | 6,593          | 54,046          |   |
| 1974  | 20,324               | 3,442                   | 10,276                     | 2,214                      | 24,126                                 | 288             | 1,012                      | 2,049     | 2,398                  | 3,459                        | 8,918          | 69,588          |   |
| 1975  | 24,127               | 3,894                   | 18,159                     | 1,897                      | 32,226                                 | 1,723           | 1,307                      | 1,430     | 0                      | 4,872                        | 7,609          | 114,400         |   |
| 1976  | 23,008               | 5,085                   | 17,952                     | 6,292                      | 46,851                                 | 3,019           | 655                        | 3,313     | 3,500                  | 4,725                        | 12,193         | 89,635          |   |
| 1977  | 30,386               | 8,980                   | 19,658                     | 16,187                     | 66,772                                 | 3,672           | 1,799                      | 4,887     | 1,788                  | 6,387                        | 14,861         | 160,516         |   |
| 1978  | 42,968               | 11,355                  | 39,073                     | 31,928                     | 121,635                                | 11,594          | 2,754                      | 4,036     | 5,100                  | 7,107                        | 18,997         | 277,550         |   |
| 1979  | 117,655              | 18,208                  | 68,149                     | 88,289                     | 227,262                                | 12,459          | 4,458                      | 27,565    | 6,200                  | 18,227                       | 56,450         | 588,472         |   |
| 1980  | 298,000              | 33,000                  | 158,000                    | 123,000                    | 379,000                                | 50,000          | 7,000                      | 42,000    | 11,000                 | 18,000                       | 78,000         | 1,100,000       |   |
| 1981  | 303,000              | 61,000                  | 321,000                    | 116,000                    | 629,000                                | 83,000          | 9,000                      | 60,000    | 27,000                 | 45,000                       | 141,000        | 1,621,000       |   |
| 1982  | 480,000              | 96,000                  | 475,000                    | 119,000                    | 1,170,000                              | 118,000         | 16,000                     | 124,000   | 44,000                 | 52,000                       | 236,000        | 2,659,000       |   |
| 1983  | 649,000              | 135,000                 | 714,000                    | 98,000                     | 1,933,000                              | 80,000          | 30,000                     | 289,000   | 41,000                 | 57,000                       | 377,000        | 4,024,000       |   |
| 1984  | 1,422,000            | 281,000                 | 1,779,000                  | 81,000                     | 4,518,000                              | 536,000         | 80,000                     | 665,000   | 394,000                | 458,000                      | 1,597,000      | 10,214,000      |   |
| 1985  | 3,459,000            | 666,000                 | 5,592,000                  | 576,000                    | 15,479,000                             | 1,106,000       | 146,000                    | 1,910,000 | 455,000                | 690,000                      | 3,201,000      | 30,079,000      |   |
| 1986  | 8,853,000            | 2,064,000               | 8,757,000                  | 653,000                    | 21,236,000                             | 1,185,000       | 170,000                    | 2,421,000 | 543,000                | 1,257,000                    | 4,391,000      | 48,139,000      |   |
| 1987  | 13,126,000           | 2,759,000               | 14,069,000                 | 239,000                    | 34,670,000                             | 1,925,000       | 251,000                    | 1,486,000 | 629,000                | 2,110,000                    | 4,476,000      | 71,264,000      |   |
| 1988  | 86,829,000           | 22,526,000              | 54,881,000                 | 2,620,000                  | 204,880,000                            | 27,853,000      | n.d                        | n.d       | n.d                    | n.d                          | 29,497,000     | 429,086,000     |   |
| 1989  | 1,256,617,000        | 331,928,000             | 1,265,857,000              | 108,528,000                | 4,084,787,000                          | 1,032,116,000   | n.d                        | n.d       | n.d                    | n.d                          | 334,393,000    | 8,414,226,000   |   |
| 1990* | 37,071,000,000       | 48,107,000,000          | 59,878,000,000             | 3,436,000,000              | 322,834,000,000                        | 127,181,000,000 | n.d                        | n.d       | n.d                    | n.d                          | 25,137,000,000 | 623,644,000,000 |   |

Nota:

(\*) Preliminar

FUENTE: Banco Central de Reserva, MEMORIA, (varios años).

Cuadro V. 6A

**ESTRUCTURA DE INGRESOS FISCALES POR TIPO DE INGRESO: 1900-1967**  
(EN PORCENTAJE)

| AÑOS | IMPUESTOS DIRECTOS | IMPUESTOS INDIRECTOS | MONOP.EXPLO.T. Y RENTAS DE SERV.PUBLIC. | PRODUCTO DEL DOMINIO DEL ESTADO | RENTAS Y PRODUCTOS DIVERSOS | RECURSOS EXTRAORDI-NARIOS | TOTAL  |
|------|--------------------|----------------------|---|---------------------------------|-----------------------------|---------------------------|--------|
| 1900 | 3.35               | 91.62                | 2.52                                    | 0.38                            | 1.14                        | 0.99                      | 100.00 |
| 1901 | 3.21               | 90.90                | 2.42                                    | 0.39                            | 1.18                        | 1.90                      | 100.00 |
| 1902 | 4.07               | 90.58                | 2.71                                    | 0.41                            | 1.29                        | 0.95                      | 100.00 |
| 1903 | 4.17               | 90.22                | 3.11                                    | 0.50                            | 1.12                        | 0.87                      | 100.00 |
| 1904 | 3.87               | 91.60                | 2.71                                    | 0.35                            | 1.46                        | 0.00                      | 100.00 |
| 1905 | 4.22               | 90.86                | 2.80                                    | 0.55                            | 1.56                        | 0.00                      | 100.00 |
| 1906 | 7.60               | 87.27                | 2.86                                    | 0.70                            | 1.57                        | 0.00                      | 100.00 |
| 1907 | 7.42               | 85.91                | 2.58                                    | 0.92                            | 3.18                        | 0.00                      | 100.00 |
| 1908 | 11.59              | 83.14                | 3.28                                    | 0.63                            | 1.36                        | 0.00                      | 100.00 |
| 1909 | 9.49               | 84.04                | 3.73                                    | 0.56                            | 2.18                        | 0.00                      | 100.00 |
| 1910 | 8.98               | 84.30                | 4.01                                    | 0.75                            | 1.97                        | 0.00                      | 100.00 |
| 1911 | 8.18               | 85.19                | 4.15                                    | 0.93                            | 1.55                        | 0.00                      | 100.00 |
| 1912 | 7.65               | 85.23                | 4.09                                    | 0.76                            | 2.22                        | 0.06                      | 100.00 |
| 1913 | 8.35               | 83.39                | 5.20                                    | 0.59                            | 2.22                        | 0.25                      | 100.00 |
| 1914 | 10.22              | 80.36                | 5.39                                    | 0.71                            | 2.95                        | 0.36                      | 100.00 |
| 1915 | 9.94               | 71.64                | 6.15                                    | 3.22                            | 1.76                        | 7.28                      | 100.00 |
| 1916 | 19.97              | 68.38                | 5.97                                    | 3.06                            | 1.56                        | 1.05                      | 100.00 |
| 1917 | 19.82              | 64.41                | 6.29                                    | 4.56                            | 1.39                        | 3.53                      | 100.00 |
| 1918 | 28.13              | 58.34                | 6.36                                    | 3.77                            | 1.48                        | 1.92                      | 100.00 |
| 1919 | 29.64              | 53.88                | 5.79                                    | 7.21                            | 1.05                        | 2.43                      | 100.00 |
| 1920 | 34.70              | 53.28                | 3.88                                    | 3.69                            | 0.70                        | 3.75                      | 100.00 |
| 1921 | 13.25              | 56.23                | 3.09                                    | 3.90                            | 2.94                        | 20.59                     | 100.00 |
| 1922 | 15.99              | 58.29                | 3.65                                    | 7.96                            | 7.35                        | 6.76                      | 100.00 |
| 1923 | 22.06              | 65.59                | 3.37                                    | 6.49                            | 2.19                        | 0.30                      | 100.00 |
| 1924 | 18.44              | 65.21                | 3.63                                    | 6.61                            | 2.34                        | 3.77                      | 100.00 |
| 1925 | 16.28              | 67.27                | 3.78                                    | 7.62                            | 0.87                        | 4.18                      | 100.00 |
| 1926 | 14.52              | 73.03                | 4.24                                    | 5.56                            | 2.17                        | 0.48                      | 100.00 |
| 1927 | 18.17              | 71.21                | 4.20                                    | 5.21                            | 1.01                        | 0.21                      | 100.00 |
| 1928 | 18.15              | 67.86                | 4.46                                    | 8.37                            | 1.06                        | 0.11                      | 100.00 |
| 1929 | 15.80              | 59.45                | 4.51                                    | 7.90                            | 2.68                        | 9.66                      | 100.00 |
| 1930 | 13.80              | 60.95                | 6.09                                    | 7.49                            | 2.86                        | 8.80                      | 100.00 |
| 1931 | 15.76              | 49.29                | 5.38                                    | 5.66                            | 1.86                        | 22.04                     | 100.00 |
| 1932 | 17.76              | 61.53                | 6.24                                    | 10.39                           | 1.19                        | 2.90                      | 100.00 |
| 1933 | 22.53              | 55.80                | 5.52                                    | 8.70                            | 3.99                        | 3.46                      | 100.00 |
| 1934 | 24.51              | 61.05                | 5.42                                    | 7.31                            | 1.41                        | 0.30                      | 100.00 |
| 1935 | 22.86              | 62.99                | 4.93                                    | 7.37                            | 0.80                        | 1.06                      | 100.00 |
| 1936 | 17.43              | 50.20                | 4.11                                    | 5.53                            | 1.91                        | 20.82                     | 100.00 |
| 1937 | 21.83              | 55.66                | 4.41                                    | 7.19                            | 0.63                        | 10.28                     | 100.00 |
| 1938 | 17.75              | 50.74                | 3.98                                    | 8.15                            | 2.64                        | 16.73                     | 100.00 |
| 1939 | 20.27              | 52.98                | 4.59                                    | 7.84                            | 0.63                        | 13.69                     | 100.00 |
| 1940 | 21.61              | 49.42                | 4.75                                    | 6.73                            | 1.87                        | 15.62                     | 100.00 |
| 1941 | 20.54              | 46.14                | 4.30                                    | 9.15                            | 5.63                        | 14.25                     | 100.00 |
| 1942 | 33.77              | 40.87                | 4.05                                    | 5.98                            | 3.92                        | 11.42                     | 100.00 |
| 1943 | 42.39              | 43.89                | 3.85                                    | 6.30                            | 2.24                        | 1.33                      | 100.00 |
| 1944 | 24.01              | 58.61                | 3.61                                    | 6.38                            | 1.45                        | 5.93                      | 100.00 |
| 1945 | 27.37              | 59.42                | 3.77                                    | 6.88                            | 1.68                        | 0.88                      | 100.00 |
| 1946 | 24.35              | 57.38                | 2.84                                    | 5.57                            | 1.81                        | 8.04                      | 100.00 |
| 1947 | 20.53              | 52.05                | 2.62                                    | 5.84                            | 4.27                        | 14.68                     | 100.00 |
| 1948 | 24.24              | 40.89                | 2.36                                    | 4.99                            | 4.37                        | 23.15                     | 100.00 |
| 1949 | 26.53              | 56.69                | 2.51                                    | 6.03                            | 7.99                        | 0.26                      | 100.00 |
| 1950 | 23.30              | 65.53                | 2.03                                    | 5.64                            | 3.49                        | 0.02                      | 100.00 |
| 1951 | 20.33              | 56.90                | 10.11                                   | 2.60                            | 10.06                       | 0.00                      | 100.00 |
| 1952 | 27.67              | 50.33                | 10.26                                   | 2.46                            | 9.28                        | 0.00                      | 100.00 |
| 1953 | 26.70              | 47.73                | 11.39                                   | 2.67                            | 11.51                       | 0.00                      | 100.00 |
| 1954 | 24.92              | 49.05                | 11.40                                   | 3.39                            | 11.24                       | 0.00                      | 100.00 |
| 1955 | 23.68              | 46.65                | 10.33                                   | 3.16                            | 16.18                       | 0.00                      | 100.00 |
| 1956 | 24.91              | 48.98                | 10.54                                   | 3.50                            | 12.06                       | 0.00                      | 100.00 |
| 1957 | 24.53              | 49.73                | 9.96                                    | 3.20                            | 12.12                       | 0.45                      | 100.00 |
| 1958 | 37.43              | 32.71                | 11.55                                   | 3.08                            | 15.23                       | 0.00                      | 100.00 |
| 1959 | 42.81              | 24.28                | 11.65                                   | 2.59                            | 6.16                        | 12.51                     | 100.00 |
| 1960 | 45.25              | 28.44                | 9.14                                    | 1.76                            | 4.42                        | 10.99                     | 100.00 |
| 1961 | 39.20              | 33.81                | 7.80                                    | 1.40                            | 4.00                        | 13.78                     | 100.00 |
| 1962 | 38.88              | 35.60                | 8.26                                    | 1.50                            | 4.22                        | 11.55                     | 100.00 |
| 1963 | 37.55              | 40.45                | 8.06                                    | 1.96                            | 4.22                        | 7.75                      | 100.00 |
| 1964 | 28.60              | 55.69                | 5.06                                    | 1.61                            | 7.90                        | 1.14                      | 100.00 |
| 1965 | 24.86              | 55.64                | 2.37                                    | 0.93                            | 3.63                        | 12.57                     | 100.00 |
| 1966 | 27.29              | 62.21                | 1.97                                    | 2.10                            | 4.42                        | 2.02                      | 100.00 |
| 1967 | 38.38              | 56.78                | 1.29                                    | 0.49                            | 0.56                        | 2.49                      | 100.00 |

FUENTE: ANUARIOS Y EXTRACTOS ESTADISTICOS DEL PERU, (varios años).

Cuadro V. 6B

ESTRUCTURA DE INGRESOS FISCALES POR TIPO DE INGRESO : 1968-1990  
(EN PORCENTAJE)

| AÑOS   | INGRESOS TRIBUTARIOS |                         |                            |                            |  |                            | TOTAL | INGRESOS NO TRIBUTARIOS |                        |                              |       | TOTAL INGRESOS TRIBUTARIOS Y NO TRIBUTARIOS |        |
|--------|----------------------|-------------------------|----------------------------|----------------------------|--|----------------------------|-------|-------------------------|------------------------|------------------------------|-------|---|--------|
|        | IMPUESTOS A LA RENTA | IMPUESTOS AL PATRIMONIO | IMPUESTOS A LA IMPORTACION | IMPUESTOS A LA EXPORTACION | IMPUESTOS A LA PRODUCCION Y EL CONSUMO | OTROS INGRESOS TRIBUTARIOS |       | TASAS                   | RENTAS DE LA PROPIEDAD | RECURSOS PROPIOS Y TRANSFER. | OTROS |   |        |
| 1968   | 21.67                | 4.23                    | 23.77                      | 5.20                       | 31.66                                  | 2.30                       | 88.82 | 3.79                    | 1.90                   | 0.00                         | 5.49  | 11.18                                       | 100.00 |
| 1969   | 24.33                | 6.14                    | 23.03                      | 0.78                       | 31.97                                  | 0.68                       | 86.93 | 2.82                    | 2.24                   | 2.44                         | 5.57  | 13.07                                       | 100.00 |
| 1970   | 30.04                | 3.97                    | 20.72                      | 0.48                       | 31.07                                  | 0.00                       | 86.28 | 1.44                    | 2.85                   | 2.20                         | 7.23  | 13.72                                       | 100.00 |
| 1971   | 21.88                | 4.77                    | 21.33                      | 0.52                       | 34.10                                  | 3.19                       | 85.79 | 1.51                    | 3.03                   | 3.89                         | 5.78  | 14.21                                       | 100.00 |
| 1972   | 21.39                | 4.72                    | 17.12                      | 0.74                       | 34.75                                  | 7.01                       | 85.73 | 1.55                    | 3.16                   | 4.48                         | 5.08  | 14.27                                       | 100.00 |
| 1973   | 27.34                | 4.53                    | 16.83                      | 0.73                       | 36.99                                  | 1.38                       | 87.80 | 1.33                    | 2.43                   | 2.58                         | 5.85  | 12.20                                       | 100.00 |
| 1974   | 29.21                | 4.95                    | 14.77                      | 3.18                       | 34.67                                  | 0.41                       | 87.18 | 1.45                    | 2.94                   | 3.45                         | 4.97  | 12.82                                       | 100.00 |
| 1975   | 26.92                | 4.34                    | 20.26                      | 2.12                       | 35.95                                  | 1.92                       | 91.51 | 1.46                    | 1.60                   | 0.00                         | 5.44  | 8.49  | 100.00 |
| 1976   | 20.11                | 4.44                    | 15.69                      | 5.50                       | 40.95                                  | 2.64                       | 89.34 | 0.57                    | 2.90                   | 3.06                         | 4.13  | 10.66                                       | 100.00 |
| 1977   | 18.93                | 5.59                    | 12.25                      | 10.08                      | 41.60                                  | 2.29                       | 90.74 | 1.12                    | 3.04                   | 1.11                         | 3.98  | 9.26  | 100.00 |
| 1978   | 15.48                | 4.09                    | 14.08                      | 11.50                      | 43.82                                  | 4.18                       | 93.16 | 0.99                    | 1.45                   | 1.84                         | 2.56  | 6.84  | 100.00 |
| 1979   | 19.99                | 3.09                    | 11.58                      | 15.00                      | 38.62                                  | 2.12                       | 90.41 | 0.76                    | 4.68                   | 1.05                         | 3.10  | 9.59  | 100.00 |
| 1980   | 27.09                | 3.00                    | 14.36                      | 11.18                      | 34.45                                  | 2.82                       | 92.91 | 0.64                    | 3.82                   | 1.00                         | 1.64  | 7.09  | 100.00 |
| 1981   | 18.69                | 3.76                    | 19.80                      | 7.16                       | 38.80                                  | 3.08                       | 91.30 | 0.56                    | 3.70                   | 1.67                         | 2.78  | 8.70  | 100.00 |
| 1982   | 18.05                | 3.61                    | 17.86                      | 4.48                       | 44.00                                  | 3.12                       | 91.12 | 0.60                    | 4.66                   | 1.65                         | 1.96  | 8.88  | 100.00 |
| 1983   | 16.13                | 3.35                    | 17.74                      | 2.44                       | 48.04                                  | 2.93                       | 90.63 | 0.75                    | 6.19                   | 1.02                         | 1.42  | 9.37  | 100.00 |
| 1984   | 13.92                | 2.75                    | 17.42                      | 0.79                       | 44.23                                  | 5.25                       | 84.36 | 0.78                    | 6.51                   | 3.86                         | 4.48  | 15.64                                       | 100.00 |
| 1985   | 11.50                | 2.21                    | 18.59                      | 1.91                       | 51.46                                  | 3.68                       | 89.36 | 0.49                    | 6.35                   | 1.51                         | 2.29  | 10.64                                       | 100.00 |
| 1986   | 20.47                | 4.29                    | 18.19                      | 1.36                       | 44.11                                  | 2.46                       | 90.88 | 0.35                    | 5.03                   | 1.13                         | 2.61  | 9.12  | 100.00 |
| 1987   | 18.42                | 3.87                    | 19.74                      | 0.34                       | 48.65                                  | 2.70                       | 93.72 | 0.35                    | 2.09                   | 0.88                         | 2.96  | 6.28  | 100.00 |
| 1988   | 20.24                | 5.25                    | 12.79                      | 0.61                       | 47.75                                  | 6.49                       | 93.13 | n.d                     | n.d                    | n.d                          | n.d   | 6.87  | 100.00 |
| 1989   | 14.94                | 3.94                    | 15.04                      | 1.29                       | 48.55                                  | 12.27                      | 96.03 | n.d                     | n.d                    | n.d                          | n.d   | 3.97  | 100.00 |
| 1990 * | 5.94                 | 7.71                    | 9.60                       | 0.55                       | 51.77                                  | 20.39                      | 95.97 | n.d                     | n.d                    | n.d                          | n.d   | 4.03  | 100.00 |

NOTA:

\* Preliminar

FUENTE: Banco Central de Reserva, MEMORIA, (varios años).

ELABORACION: Propia

Cuadro V. 7

OPERACIONES DEL GOBIERNO CENTRAL: 1950-1990  
(NUEVOS SOLES CORRIENTES)

| AÑOS  | INGRESOS CORRIENTES |               | GASTOS CORRIENTES | AHORRO EN CUENTA CORRIENTE | INGRESOS DE CAPITAL | GASTOS DE CAPITAL | DEFICIT ECONOMICO | FINANCIAMIENTO NETO | FINANCIAMIENTO EXTERNO |              |               | CORTO PLAZO |
|-------|---------------------|---------------|-------------------|----------------------------|---------------------|-------------------|-------------------|---------------------|------------------------|--------------|---------------|-------------|
|       | TOTAL               | TRIBUTA-RIOS  |                   |                            |                     |                   |                   |                     | NO TRIBUTA-RIOS        | TOTAL        | NETO          |             |
| 1950  | 2.0                 | 1.8           | 0.3               | 1.6                        | 0.5                 | 0.2               | 0.3               | n.d.                | n.d.                   | n.d.         | n.d.          | n.d.        |
| 1951  | 2.5                 | 2.3           | 0.2               | 2.0                        | 0.5                 | 0.2               | 0.3               | n.d.                | n.d.                   | n.d.         | n.d.          | n.d.        |
| 1952  | 2.8                 | 2.6           | 0.2               | 2.2                        | 0.6                 | 0.2               | 0.1               | n.d.                | n.d.                   | n.d.         | n.d.          | n.d.        |
| 1953  | 3.1                 | 2.9           | 0.2               | 2.6                        | 0.5                 | 0.5               | 0.0               | n.d.                | n.d.                   | n.d.         | n.d.          | n.d.        |
| 1954  | 3.5                 | 3.2           | 0.3               | 2.8                        | 0.7                 | 0.4               | 0.3               | n.d.                | n.d.                   | n.d.         | n.d.          | n.d.        |
| 1955  | 3.9                 | 3.6           | 0.3               | 3.2                        | 0.7                 | 0.3               | (0.2)             | n.d.                | n.d.                   | n.d.         | n.d.          | n.d.        |
| 1956  | 4.6                 | 4.2           | 0.4               | 4.2                        | 0.4                 | 0.8               | (0.4)             | n.d.                | n.d.                   | n.d.         | n.d.          | n.d.        |
| 1957  | 5.0                 | 4.6           | 0.4               | 4.6                        | 0.4                 | 0.7               | (0.3)             | n.d.                | n.d.                   | n.d.         | n.d.          | n.d.        |
| 1958  | 5.0                 | 4.6           | 0.4               | 4.9                        | 0.1                 | 0.9               | (0.8)             | n.d.                | n.d.                   | n.d.         | n.d.          | n.d.        |
| 1959  | 6.4                 | 5.9           | 0.5               | 6.1                        | 0.4                 | 0.7               | (0.3)             | n.d.                | n.d.                   | n.d.         | n.d.          | n.d.        |
| 1960  | 8.5                 | 8.0           | 0.6               | 7.0                        | 1.5                 | 0.7               | 0.9               | n.d.                | n.d.                   | n.d.         | n.d.          | n.d.        |
| 1961  | 10.1                | 9.5           | 0.6               | 8.6                        | 1.6                 | 1.2               | 0.3               | n.d.                | n.d.                   | n.d.         | n.d.          | n.d.        |
| 1962  | 11.4                | 10.5          | 1.0               | 10.0                       | 1.4                 | 1.6               | (0.1)             | n.d.                | n.d.                   | n.d.         | n.d.          | n.d.        |
| 1963  | 13.7                | 12.7          | 1.0               | 12.9                       | 0.8                 | 1.0               | (0.2)             | n.d.                | n.d.                   | n.d.         | n.d.          | n.d.        |
| 1964  | 16.5                | 15.4          | 1.1               | 15.9                       | 0.5                 | 2.2               | (1.7)             | n.d.                | n.d.                   | n.d.         | n.d.          | n.d.        |
| 1965  | 17.4                | 15.1          | 2.2               | 16.3                       | 1.0                 | 5.2               | (4.2)             | 4.2                 | 1.4                    | 1.4          | 0.3           | 0.0         |
| 1966  | 20.3                | 17.1          | 3.1               | 19.5                       | 0.7                 | 5.9               | (5.2)             | 5.1                 | 1.8                    | 1.8          | 2.3           | 0.0         |
| 1967  | 23.7                | 20.7          | 3.0               | 23.6                       | 0.1                 | 6.3               | (6.1)             | 6.1                 | 3.2                    | 3.2          | 0.8           | 0.0         |
| 1968  | 30.2                | 26.8          | 3.4               | 27.2                       | 3.0                 | 6.1               | (3.1)             | 3.1                 | 1.8                    | 1.8          | 4.0           | 0.0         |
| 1969  | 33.9                | 29.5          | 4.4               | 27.9                       | 6.0                 | 6.4               | (0.4)             | 2.9                 | 1.6                    | 1.6          | 4.1           | 2.5         |
| 1970  | 38.8                | 33.5          | 5.4               | 32.2                       | 6.6                 | 9.9               | (3.3)             | 3.3                 | 1.5                    | 1.5          | 3.2           | n.d.        |
| 1971  | 41.4                | 35.5          | 5.9               | 37.0                       | 4.4                 | 12.5              | (8.1)             | 8.1                 | (1.0)                  | (1.0)        | 4.5           | n.d.        |
| 1972  | 45.6                | 39.1          | 6.5               | 42.3                       | 3.3                 | 14.1              | (10.8)            | 10.8                | 1.9                    | 1.9          | 7.1           | n.d.        |
| 1973  | 53.4                | 46.8          | 6.6               | 52.0                       | 1.4                 | 15.4              | (14.1)            | 14.0                | 7.0                    | 7.0          | 18.2          | n.d.        |
| 1974  | 68.6                | 59.6          | 8.9               | 62.4                       | 6.1                 | 20.2              | (14.1)            | 14.1                | 11.0                   | 11.0         | 20.9          | n.d.        |
| 1975  | 87.9                | 80.3          | 7.6               | 90.5                       | (2.6)               | 28.0              | (30.6)            | 30.6                | 16.8                   | 16.8         | 22.8          | n.d.        |
| 1976  | 111.4               | 99.2          | 12.2              | 122.7                      | (11.3)              | 37.1              | (48.4)            | 48.8                | 15.8                   | 15.7         | 24.0          | n.d.        |
| 1977  | 154.2               | 139.2         | 15.0              | 193.0                      | (39.0)              | 40.0              | (79.0)            | 78.8                | 34.8                   | 34.8         | 57.8          | n.d.        |
| 1978  | 244.8               | 244.8         | 19.0              | 291.0                      | (27.0)              | 58.0              | (85.0)            | 80.7                | 4.7                    | 7.9          | 74.5          | (3.2)       |
| 1979  | 551.8               | 532.0         | 56.0              | 442.0                      | 110.0               | 128.0             | (18.0)            | 90.0                | 55.0                   | 49.0         | 169.0         | 6.0         |
| 1980  | 1,019.0             | 1,022.0       | 78.0              | 898.0                      | 121.0               | 263.0             | (142.0)           | 140.0               | 35.0                   | 42.0         | 224.0         | (7.0)       |
| 1981  | 1,480.0             | 1,480.0       | 141.0             | 1,504.0                    | 19.0                | 439.0             | (420.0)           | 386.0               | 124.0                  | 114.0        | 388.0         | 10.0        |
| 1982  | 2,485.0             | 2,423.0       | 236.0             | 2,456.0                    | 9.0                 | 595.0             | (557.0)           | 556.0               | 409.0                  | 400.0        | 925.0         | 9.0         |
| 1983  | 3,738.0             | 3,647.0       | 377.0             | 5,065.0                    | (1,327.0)           | 1,019.0           | (2,343.0)         | 2,343.0             | 1,257.0                | 1,213.0      | 2,676.0       | 44.0        |
| 1984  | 9,554.0             | 8,617.0       | 1,597.0           | 10,306.0                   | (752.0)             | 2,360.0           | (3,020.0)         | 3,020.0             | 2,312.0                | 2,098.0      | 6,188.0       | 214.0       |
| 1985  | 27,963.0            | 26,878.0      | 3,201.0           | 27,255.0                   | 708.0               | 5,052.0           | (4,072.0)         | 4,072.0             | 5,003.0                | 4,878.0      | 15,627.0      | 125.0       |
| 1986  | 45,191.0            | 43,748.0      | 4,391.0           | 47,755.0                   | (2,564.0)           | 10,968.0          | (13,392.0)        | 13,392.0            | 4,957.0                | 4,479.0      | 19,604.0      | 478.0       |
| 1987  | 66,424.0            | 66,788.0      | 4,476.0           | 91,387.0                   | (24,963.0)          | 17,326.0          | (42,289.0)        | 42,289.0            | 6,318.0                | 5,959.0      | 26,185.0      | 359.0       |
| 1988  | 403,392.0           | 399,589.0     | 29,497.0          | 457,366.0                  | (53,974.0)          | 68,623.0          | (122,597.0)       | 122,597.0           | 59,057.0               | 61,098.0     | 209,680.0     | (2,041.0)   |
| 1989  | 7,499,278.0         | 8,079,833.0   | 334,393.0         | 10,234,393.0               | (2,735,115.0)       | 2,439,967.0       | (5,175,082.0)     | 5,175,082.0         | 1,250,560.0            | 1,200,337.0  | 3,707,404.0   | 50,223.0    |
| 1990* | 589,030,000.0       | 598,507,000.0 | 25,137,000.0      | 701,026,000.0              | (111,996,000.0)     | 90,317,000.0      | (202,313,000.0)   | 202,313,000.0       | 54,209,000.0           | 54,209,000.0 | 253,890,000.0 | 0.0         |

(Continuación)

| AÑOS   | FINANCIAMIENTO INTERNO |                  |               |                 |            |              |            |            |               |                |
|--------|------------------------|------------------|---------------|-----------------|------------|--------------|------------|------------|---------------|----------------|
|        | TOTAL                  | SISTEMA BANCARIO |               |                 |            |              |            |            |               | OTROS          |
|        |                        | TOTAL            | BCRP          | BCO NACION      | FOMENTO    | COMERCIAL    | BONOS      |            |               |                |
| 1950   | n.d                    | n.d              | n.d           | n.d             | n.d        | n.d          | n.d        | n.d        | n.d           | n.d            |
| 1951   | n.d                    | n.d              | n.d           | n.d             | n.d        | n.d          | n.d        | n.d        | n.d           | n.d            |
| 1952   | n.d                    | n.d              | n.d           | n.d             | n.d        | n.d          | n.d        | n.d        | n.d           | n.d            |
| 1953   | n.d                    | n.d              | n.d           | n.d             | n.d        | n.d          | n.d        | n.d        | n.d           | n.d            |
| 1954   | n.d                    | n.d              | n.d           | n.d             | n.d        | n.d          | n.d        | n.d        | n.d           | n.d            |
| 1955   | n.d                    | n.d              | n.d           | n.d             | n.d        | n.d          | n.d        | n.d        | n.d           | n.d            |
| 1956   | n.d                    | n.d              | n.d           | n.d             | n.d        | n.d          | n.d        | n.d        | n.d           | n.d            |
| 1957   | n.d                    | n.d              | n.d           | n.d             | n.d        | n.d          | n.d        | n.d        | n.d           | n.d            |
| 1958   | n.d                    | n.d              | n.d           | n.d             | n.d        | n.d          | n.d        | n.d        | n.d           | n.d            |
| 1959   | n.d                    | n.d              | n.d           | n.d             | n.d        | n.d          | n.d        | n.d        | n.d           | n.d            |
| 1960   | n.d                    | n.d              | n.d           | n.d             | n.d        | n.d          | n.d        | n.d        | n.d           | n.d            |
| 1961   | n.d                    | n.d              | n.d           | n.d             | n.d        | n.d          | n.d        | n.d        | n.d           | n.d            |
| 1962   | n.d                    | n.d              | n.d           | n.d             | n.d        | n.d          | n.d        | n.d        | n.d           | n.d            |
| 1963   | n.d                    | n.d              | n.d           | n.d             | n.d        | n.d          | n.d        | n.d        | n.d           | n.d            |
| 1964   | n.d                    | n.d              | n.d           | n.d             | n.d        | n.d          | n.d        | n.d        | n.d           | n.d            |
| 1965   | 2.74                   | 0.93             | 0.09          | 0.80            | 0.21       | 0.24         | 0.14       | 0.14       | 0.98          | 1.81           |
| 1966   | 3.31                   | 3.67             | 2.05          | 1.15            | 0.32       | 0.14         | 0.34       | 0.90       | 0.89          | 0.36           |
| 1967   | 2.95                   | 1.83             | 0.87          | 0.49            | 0.11       | 0.34         | 0.14       | 3.63       | 1.65          | 1.11           |
| 1968   | 1.30                   | 1.53             | 1.89          | (0.15)          | (0.35)     | 0.14         | 0.15       | 0.60       | 1.04          | 1.81           |
| 1969   | 1.24                   | (0.16)           | 0.01          | (1.22)          | 0.15       | 0.90         | 1.17       | 2.10       | 2.27          | (2.02)         |
| 1970   | 1.82                   | (0.90)           | 0.00          | (5.70)          | 1.17       | 3.63         | 2.51       | 2.96       | 2.56          | 1.48           |
| 1971   | 9.07                   | 7.68             | 0.04          | 4.53            | 1.00       | 2.10         | 1.04       | 0.89       | 0.74          | (2.46)         |
| 1972   | 8.89                   | 6.31             | 0.36          | 2.85            | 1.00       | 2.10         | 1.04       | 0.65       | 7.00          | (10.51)        |
| 1973   | 7.09                   | 7.30             | (0.11)        | 3.41            | 1.04       | 2.96         | 1.57       | 3.50       | (7.00)        | 4.93           |
| 1974   | 3.06                   | (0.98)           | (0.63)        | (2.81)          | 1.57       | 0.89         | 2.52       | 4.00       | 32.00         | 26.00          |
| 1975   | 13.77                  | 15.49            | 0.24          | 11.34           | 2.52       | 1.39         | 4.30       | (6.00)     | (7.00)        | 24.00          |
| 1976   | 33.00                  | 42.51            | 0.52          | 45.39           | 7.50       | 0.65         | (4.20)     | 17.00      | (14.00)       | (282.00)       |
| 1977   | 44.00                  | 41.20            | (0.13)        | 33.18           | 19.90      | 3.50         | (4.20)     | 6.00       | (146.00)      | (146.00)       |
| 1978   | 76.00                  | 78.07            | 12.67         | 42.00           | (4.00)     | 4.00         | (4.00)     | 28.00      | 169.00        | (146.00)       |
| 1979   | 35.00                  | (23.00)          | 10.10         | (33.10)         | (6.00)     | 6.00         | (6.00)     | 270.00     | (693.00)      | (693.00)       |
| 1980   | 105.00                 | 90.00            | 32.00         | 70.00           | (6.00)     | 6.00         | (6.00)     | 796.00     | (1,780.00)    | (1,780.00)     |
| 1981   | 262.00                 | 312.00           | 230.00        | (34.00)         | 99.00      | 17.00        | (14.00)    | 186.00     | (2,403.00)    | (2,403.00)     |
| 1982   | 147.00                 | 444.00           | 44.00         | 374.00          | 20.00      | 6.00         | (14.00)    | 3,465.00   | 545,574.00    | 563,000.00     |
| 1983   | 1,086.00               | 1,063.00         | 920.00        | 212.00          | (97.00)    | 22.00        | (97.00)    | 820,000.00 | 11,295,000.00 | 121,883,000.00 |
| 1984   | 708.00                 | 1,131.00         | 750.00        | 402.00          | (43.00)    | 166.00       | (43.00)    | 3,465.00   | 545,574.00    | 563,000.00     |
| 1985   | (931.00)               | 53.00            | (281.00)      | (358.00)        | 526.00     | 122.00       | 526.00     | 3,465.00   | 545,574.00    | 563,000.00     |
| 1986   | 8,435.00               | 10,652.00        | 4,300.00      | 5,541.00        | 689.00     | 113.00       | (1,002.00) | 820,000.00 | 11,295,000.00 | 121,883,000.00 |
| 1987   | 35,971.00              | 32,982.00        | 28,227.00     | 5,644.00        | (1,002.00) | 113.00       | (1,002.00) | 820,000.00 | 11,295,000.00 | 121,883,000.00 |
| 1988   | 63,540.00              | 18,708.00        | 25,014.00     | (22,275.00)     | 12,504.00  | 3,465.00     | 12,504.00  | 820,000.00 | 11,295,000.00 | 121,883,000.00 |
| 1989   | 3,924,522.00           | 2,816,000.00     | 1,589,000.00  | 405,700.00      | 625.00     | 820,000.00   | 625.00     | 820,000.00 | 11,295,000.00 | 121,883,000.00 |
| 1990 * | 148,104,000.00         | 14,926,000.00    | 67,610,000.00 | (52,544,000.00) | 446,000.00 | (586,000.00) | 446,000.00 | 820,000.00 | 11,295,000.00 | 121,883,000.00 |

NOTA:

\* Preliminar

FUENTE: Banco Central de Reserva, MEMORIA, (varios años).

## **VI. EXTERNO**



Cuadro VI. 1

**VOLUMEN EXPORTADO DE AZUCAR, ALGODON Y CAFE: 1900-1990**  
**(EN TONELADAS METRICAS)**

| AÑOS | AZUCAR<br>(1) | ALGODON<br>(2) | CAFE<br>(3) |
|------|---------------|----------------|-------------|
| 1900 | 112,223       | 7,246          | 1,454       |
| 1901 | 114,637       | 8,011          | 1,556       |
| 1902 | 117,362       | 6,684          | 1,657       |
| 1903 | 127,673       | 7,651          | 1,352       |
| 1904 | 131,958       | 7,532          | 1,047       |
| 1905 | 134,234       | 8,561          | 1,028       |
| 1906 | 136,729       | 10,445         | 606         |
| 1907 | 110,615       | 12,339         | 836         |
| 1908 | 124,892       | 16,019         | 734         |
| 1909 | 125,352       | 21,305         | 334         |
| 1910 | 122,856       | 14,106         | 444         |
| 1911 | 125,292       | 15,887         | 782         |
| 1912 | 149,189       | 19,231         | 261         |
| 1913 | 142,902       | 23,918         | 546         |
| 1914 | 176,671       | 22,900         | 337         |
| 1915 | 220,258       | 21,124         | 593         |
| 1916 | 239,010       | 24,226         | 127         |
| 1917 | 212,040       | 17,376         | 63          |
| 1918 | 197,988       | 21,522         | 82          |
| 1919 | 272,122       | 37,110         | 168         |
| 1920 | 249,963       | 34,783         | 17          |
| 1921 | 239,356       | 36,426         | 13          |
| 1922 | 274,378       | 39,954         | 163         |
| 1923 | 282,492       | 43,427         | 6           |
| 1924 | 265,509       | 40,218         | 101         |
| 1925 | 208,140       | 41,720         | 305         |
| 1926 | 331,068       | 50,222         | 440         |
| 1927 | 300,432       | 57,117         | 726         |
| 1928 | 305,970       | 46,540         | 983         |
| 1929 | 363,380       | 45,455         | 798         |
| 1930 | 338,784       | 54,624         | 710         |
| 1931 | 330,211       | 46,896         | 2,076       |
| 1932 | 325,132       | 46,249         | 2,421       |
| 1933 | 366,632       | 54,883         | 1,862       |
| 1934 | 319,959       | 67,301         | 4,064       |
| 1935 | 337,537       | 77,321         | 3,235       |
| 1936 | 339,700       | 80,350         | 3,125       |
| 1937 | 328,094       | 80,757         | 2,926       |
| 1938 | 260,182       | 69,565         | 2,463       |
| 1939 | 276,574       | 77,203         | 3,354       |
| 1940 | 309,094       | 51,365         | 1,522       |
| 1941 | 381,866       | 82,746         | 3,137       |
| 1942 | 309,649       | 33,676         | 424         |
| 1943 | 180,417       | 35,691         | 729         |
| 1944 | 329,317       | 26,408         | 1,967       |
| 1945 | 330,992       | 59,647         | 2,497       |
| 1946 | 271,332       | 120,474        | 912         |
| 1947 | 296,088       | 56,375         | 832         |
| 1948 | 368,941       | 51,902         | 21          |
| 1949 | 285,818       | 57,104         | 881         |
| 1950 | 290,520       | 73,611         | 1,035       |
| 1951 | 271,300       | 61,819         | 2,200       |
| 1952 | 293,000       | 83,289         | 2,600       |
| 1953 | 424,000       | 87,707         | 4,700       |
| 1954 | 457,700       | 85,100         | 4,700       |
| 1955 | 497,200       | 87,373         | 6,800       |
| 1956 | 428,300       | 110,426        | 7,100       |
| 1957 | 496,300       | 76,651         | 11,100      |
| 1958 | 410,700       | 109,450        | 17,328      |
| 1959 | 437,000       | 112,860        | 19,900      |

(Continuación)

| AÑOS   | AZUCAR<br>(1) | ALGODON<br>(2) | CAFE<br>(3) |
|--------|---------------|----------------|-------------|
| 1960   | 552,933       | 103,295        | 26,414      |
| 1961   | 615,060       | 109,217        | 34,008      |
| 1962   | 567,610       | 131,598        | 37,437      |
| 1963   | 638,154       | 126,795        | 40,073      |
| 1964   | 424,827       | 114,392        | 42,258      |
| 1965   | 365,567       | 117,886        | 34,572      |
| 1966   | 429,850       | 113,531        | 35,415      |
| 1967   | 474,583       | 70,371         | 41,567      |
| 1968   | 466,572       | 69,702         | 52,368      |
| 1969   | 317,557       | 88,453         | 42,867      |
| 1970   | 403,165       | 66,914         | 45,572      |
| 1971   | 428,611       | 50,770         | 42,229      |
| 1972   | 480,932       | 50,180         | 53,279      |
| 1973   | 407,011       | 48,004         | 60,796      |
| 1974   | 462,171       | 46,051         | 27,025      |
| 1975   | 421,841       | 36,496         | 42,170      |
| 1976   | 284,000       | 39,305         | 46,943      |
| 1977   | 411,832       | 21,380         | 44,500      |
| 1978   | 265,891       | 18,138         | 53,508      |
| 1979   | 180,790       | 19,964         | 69,470      |
| 1980   | 53,000        | 32,292         | 44,000      |
| 1981   | --            | 31,510         | 46,000      |
| 1982   | 59,000        | 59,202         | 43,000      |
| 1983   | 89,000        | 30,820         | 55,000      |
| 1984   | 116,000       | 11,316         | 52,000      |
| 1985   | 64,000        | 28,704         | 60,000      |
| 1986   | 55,000        | 21,804         | 75,000      |
| 1987   | 33,000        | 8,694          | 70,000      |
| 1988   | 36,000        | 10,028         | 49,000      |
| 1989   | 43,000        | 33,764         | 86,000      |
| 1990 * | 77,000        | 20,700         | 86,000      |

NOTA:

\* Preliminar

FUENTES:

- (1) 1900-1943, EXTRACTO ESTADISTICO DEL PERU, (varios años).  
1944-1950, ANUARIO ESTADISTICO DEL PERU, (varios años).  
1951-1959, Banco Central de Reserva, MEMORIA, (varios años).  
1960-1969, ANUARIO ESTADISTICO DEL PERU, (varios años).  
1970-1979, Ministerio de Agricultura, ESTADISTICA BASICA AGRARIA 1984.  
1980-1990, Banco Central de Reserva, MEMORIA, (varios años).
- (2) 1900-1943, EXTRACTO ESTADISTICO DEL PERU, (varios años).  
1944-1950, ANUARIO ESTADISTICO DEL PERU, (varios años).  
1951-1979, Revesz B., ESTADO, ALGODON Y PRODUCTORES AGRARIOS, (1982).  
1980-1983, ONA, PERU: ALGODON EN CIFRAS 1970-1984.  
1984-1990, Banco Central de Reserva, MEMORIA, (varios años).
- (3) 1900-1910, Hunt S., PRICE AND QUANTUM ESTIMATES OF PERUVIAN EXPORTS, (1973).  
1991-1913, ESTADISTICA DEL COMERCIO ESPECIAL DEL PERU.  
1914-1950, EXTRACTOS Y ANUARIOS ESTADISTICOS DEL PERU, (varios años).  
1951-1959, Banco Central de Reserva.  
1969-1969, EXTRACTOS Y ANUARIOS ESTADISTICOS DEL PERU, (varios años).  
1970-1979, Ministerio de Agricultura, ESTADISTICA BASICA AGRARIA 1984.  
1980-1990, Banco Central de Reserva, MEMORIA, (varios años).

Cuadro VI. 2

VALOR EXPORTADO DE AZUCAR, ALGODON Y CAFE: 1900-1990  
(MILES DE DOLARES)

| AÑOS | AZUCAR Y<br>DERIVADOS | ALGODON | CAFE   | TOTAL   |
|------|-----------------------|---------|--------|---------|
| 1900 | 2,965                 | 664     | n.d    | 3,629   |
| 1901 | 2,099                 | 751     | n.d    | 2,849   |
| 1902 | 2,525                 | 599     | 108    | 3,232   |
| 1903 | 2,108                 | 605     | n.d    | 2,713   |
| 1904 | 2,058                 | 588     | 69     | 2,716   |
| 1905 | 3,757                 | 806     | 82     | 4,646   |
| 1906 | 2,847                 | 887     | 47     | 3,781   |
| 1907 | 1,688                 | 994     | 65     | 2,747   |
| 1908 | 2,152                 | 1,639   | 66     | 3,857   |
| 1909 | 2,392                 | 2,489   | 33     | 4,913   |
| 1910 | 2,853                 | 2,084   | 48     | 4,985   |
| 1911 | 3,012                 | 2,111   | 104    | 5,227   |
| 1912 | 2,888                 | 2,080   | 33     | 5,001   |
| 1913 | 2,962                 | 2,977   | 73     | 6,012   |
| 1914 | 5,537                 | 2,946   | 43     | 8,526   |
| 1915 | 6,827                 | 2,891   | 80     | 9,798   |
| 1916 | 8,071                 | 3,495   | 14     | 11,579  |
| 1917 | 7,937                 | 5,557   | 6      | 13,501  |
| 1918 | 7,367                 | 6,656   | 9      | 14,033  |
| 1919 | 16,524                | 13,192  | 39     | 29,755  |
| 1920 | 5,026                 | 18,232  | 3      | 23,262  |
| 1921 | 2,400                 | 9,244   | 3      | 11,647  |
| 1922 | 11,399                | 11,774  | 31     | 23,203  |
| 1923 | 16,021                | 15,694  | 1      | 31,717  |
| 1924 | 12,931                | 16,782  | 23     | 29,736  |
| 1925 | 6,105                 | 14,937  | 78     | 21,120  |
| 1926 | 11,883                | 15,143  | 129    | 27,155  |
| 1927 | 11,698                | 17,208  | 216    | 29,122  |
| 1928 | 8,874                 | 14,279  | 243    | 23,396  |
| 1929 | 8,442                 | 12,886  | 193    | 21,521  |
| 1930 | 6,591                 | 10,671  | 174    | 17,437  |
| 1931 | 7,734                 | 8,599   | 521    | 16,853  |
| 1932 | 5,538                 | 7,255   | 364    | 13,158  |
| 1933 | 6,380                 | 11,443  | 244    | 18,067  |
| 1934 | 6,140                 | 18,826  | 602    | 25,568  |
| 1935 | 6,143                 | 19,255  | 360    | 25,758  |
| 1936 | 6,275                 | 22,759  | 499    | 29,532  |
| 1937 | 8,066                 | 22,434  | 474    | 30,974  |
| 1938 | 5,612                 | 13,550  | 388    | 19,550  |
| 1939 | 7,710                 | 14,107  | 443    | 22,260  |
| 1940 | 7,088                 | 11,473  | 171    | 18,732  |
| 1941 | 9,269                 | 19,272  | 359    | 28,900  |
| 1942 | 17,319                | 8,134   | 48     | 25,501  |
| 1943 | 11,465                | 9,142   | 84     | 20,690  |
| 1944 | 25,902                | 9,256   | 305    | 35,463  |
| 1945 | 33,225                | 21,737  | 695    | 55,657  |
| 1946 | 44,869                | 50,423  | 244    | 95,536  |
| 1947 | 46,520                | 34,661  | 383    | 81,564  |
| 1948 | 35,040                | 42,829  | 13     | 77,882  |
| 1949 | 53,321                | 100,086 | 1,193  | 154,601 |
| 1950 | 29,700                | 68,000  | 1,000  | 98,700  |
| 1951 | 34,500                | 85,600  | 2,400  | 122,500 |
| 1952 | 33,100                | 79,300  | 2,800  | 115,200 |
| 1953 | 34,700                | 65,200  | 5,300  | 105,200 |
| 1954 | 33,000                | 64,800  | 7,100  | 104,900 |
| 1955 | 37,000                | 68,100  | 8,000  | 113,100 |
| 1956 | 32,800                | 85,700  | 8,900  | 127,400 |
| 1957 | 49,600                | 67,800  | 13,000 | 130,400 |
| 1958 | 33,900                | 75,200  | 15,800 | 124,900 |
| 1959 | 35,900                | 69,200  | 15,600 | 120,700 |

(Continuación)

| AÑOS   | AZUCAR Y<br>DERIVADOS | ALGODON | CAFE    | TOTAL   |
|--------|-----------------------|---------|---------|---------|
| 1960   | 47,400                | 73,100  | 18,500  | 139,000 |
| 1961   | 63,900                | 79,300  | 22,800  | 166,000 |
| 1962   | 53,800                | 97,100  | 24,200  | 175,100 |
| 1963   | 63,100                | 91,300  | 25,600  | 180,000 |
| 1964   | 63,500                | 91,200  | 37,000  | 191,700 |
| 1965   | 37,200                | 87,500  | 29,000  | 153,700 |
| 1966   | 46,400                | 85,400  | 28,500  | 160,300 |
| 1967   | 53,000                | 54,700  | 29,000  | 136,700 |
| 1968   | 62,300                | 55,800  | 35,700  | 153,800 |
| 1969   | 38,900                | 65,100  | 30,100  | 134,100 |
| 1970   | 61,000                | 52,000  | 44,000  | 157,000 |
| 1971   | 69,000                | 45,000  | 36,000  | 150,000 |
| 1972   | 86,000                | 47,000  | 49,000  | 182,000 |
| 1973   | 78,000                | 63,000  | 64,000  | 205,000 |
| 1974   | 194,000               | 97,000  | 35,000  | 326,000 |
| 1975   | 269,000               | 53,000  | 49,000  | 371,000 |
| 1976   | 85,000                | 71,000  | 106,000 | 262,000 |
| 1977   | 78,000                | 48,000  | 198,000 | 324,000 |
| 1978   | 47,000                | 38,000  | 168,000 | 253,000 |
| 1979   | 34,000                | 49,000  | 245,000 | 328,000 |
| 1980   | 13,000                | 72,000  | 140,000 | 225,000 |
| 1981   | n.d                   | 63,000  | 107,000 | 170,000 |
| 1982   | 20,000                | 85,000  | 114,000 | 219,000 |
| 1983   | 35,000                | 44,000  | 116,000 | 195,000 |
| 1984   | 49,000                | 23,000  | 126,000 | 198,000 |
| 1985   | 23,004                | 51,000  | 151,000 | 225,004 |
| 1986   | 22,000                | 39,000  | 275,000 | 336,000 |
| 1987   | 15,000                | 19,000  | 143,000 | 177,000 |
| 1988   | 16,000                | 30,000  | 121,000 | 167,000 |
| 1989   | 20,000                | 66,000  | 153,000 | 239,000 |
| 1990 * | 36,000                | 44,000  | 97,000  | 177,000 |

NOTA:

\* Preliminar.

FUENTE:

1900-1943, EXTRACTO ESTADISTICO DEL PERU, (varios años).

1944-1950, ANUARIO ESTADISTICO DEL PERU, (varios años).

1951-1990, Banco Central de Reserva, MEMORIA, (varios años).

Cuadro VI. 3

**VOLUMEN EXPORTADO DE GOMAS, LANAS Y CUEROS: 1900-1983**  
(EN TONELADAS METRICAS)

| AÑOS | GOMAS<br>(1) | LANAS (2) |           |               | CUEROS<br>(3) |
|------|--------------|-----------|-----------|---------------|---------------|
|      |              | (a) TOTAL | (b) OVINO | (c) AUQUENIDO |               |
| 1900 | 16           | 3,535     | n.d       | n.d           | 2,287         |
| 1901 | 8            | 3,856     | n.d       | n.d           | 2,251         |
| 1902 | 1,701        | 3,718     | 934       | 2,784         | 2,461         |
| 1903 | 2,108        | 4,200     | n.d       | n.d           | 2,723         |
| 1904 | 2,221        | 3,607     | 1,453     | 2,154         | 3,047         |
| 1905 | 2,540        | 4,511     | 1,576     | 2,935         | 5,455         |
| 1906 | 2,576        | 4,567     | 1,501     | 3,065         | 3,663         |
| 1907 | 3,029        | 3,813     | 1,044     | 2,769         | 4,980         |
| 1908 | 2,516        | 3,059     | n.d       | n.d           | 2,415         |
| 1909 | 2,802        | 3,799     | 1,164     | 2,635         | 2,509         |
| 1910 | 2,651        | 4,729     | 1,513     | 3,210         | 2,171         |
| 1911 | 2,158        | 3,778     | 1,284     | 2,494         | 2,529         |
| 1912 | 3,193        | 3,936     | 1,593     | 2,343         | 3,109         |
| 1913 | 2,781        | 4,711     | 1,919     | 2,792         | 3,623         |
| 1914 | 2,272        | 4,838     | 2,057     | 2,781         | 2,689         |
| 1915 | 3,400        | 5,900     | 2,509     | 3,391         | 2,859         |
| 1916 | 2,811        | 6,192     | 2,916     | 3,276         | 3,223         |
| 1917 | 3,295        | 6,916     | 3,681     | 3,235         | 3,413         |
| 1918 | 1,736        | 6,765     | 3,263     | 3,502         | 1,850         |
| 1919 | 3,232        | 5,090     | 2,556     | 2,534         | 3,760         |
| 1920 | 1,478        | 3,379     | 1,567     | 1,813         | 1,412         |
| 1921 | 152          | 2,020     | 766       | 1,255         | 1,589         |
| 1922 | 1,557        | 4,576     | 1,586     | 2,990         | 2,081         |
| 1923 | 564          | 5,029     | 2,057     | 2,972         | 1,879         |
| 1924 | 2,139        | 6,287     | 2,577     | 3,710         | 2,237         |
| 1925 | 2,008        | 4,791     | 2,085     | 2,706         | 2,963         |
| 1926 | 2,525        | 4,173     | 1,626     | 2,547         | 2,528         |
| 1927 | 1,433        | 5,015     | 1,964     | 3,051         | 2,875         |
| 1928 | 1,284        | 5,630     | 2,690     | 2,940         | 3,011         |
| 1929 | 1,149        | 4,797     | 1,534     | 3,263         | 2,402         |
| 1930 | 787          | 3,243     | 814       | 2,429         | 2,586         |
| 1931 | 902          | 4,213     | 1,800     | 2,913         | 2,321         |
| 1932 | 488          | 4,179     | 1,889     | 2,290         | 1,772         |
| 1933 | 430          | 5,856     | 2,466     | 3,390         | 2,594         |
| 1934 | 612          | 5,279     | 2,223     | 3,055         | 2,779         |
| 1935 | 785          | 5,652     | 1,838     | 3,813         | 2,661         |
| 1936 | 840          | 5,987     | 2,366     | 3,621         | 3,234         |
| 1937 | 1,163        | 5,601     | 2,668     | 2,933         | 3,879         |
| 1938 | 785          | 5,587     | 2,333     | 3,247         | 2,535         |
| 1939 | 580          | 6,089     | 2,429     | 3,660         | 2,492         |
| 1940 | 800          | 5,993     | 2,240     | 3,753         | 1,804         |
| 1941 | 1,064        | 6,242     | 3,389     | 2,852         | 2,011         |
| 1942 | 823          | 3,533     | 889       | 2,640         | 999           |
| 1943 | 969          | 4,600     | 1,565     | 3,034         | 669           |
| 1944 | 929          | 5,459     | 2,139     | 3,320         | 976           |
| 1945 | 2,011        | 5,482     | 1,808     | 3,674         | 1,042         |
| 1946 | 1,799        | 4,064     | 293       | 3,762         | 2,027         |
| 1947 | 1,712        | 2,642     | 441       | 2,201         | 1,047         |
| 1948 | 480          | 2,607     | 360       | 2,246         | 723           |
| 1949 | 297          | 4,568     | 699       | 3,868         | 1,156         |

(Continuación)

| AÑOS | GOMAS<br>(1) | L A N A S (2) |           |               | CUEROS<br>(3) |
|------|--------------|---------------|-----------|---------------|---------------|
|      |              | (a) TOTAL     | (b) OVINO | (c) AUQUENIDO |               |
| 1950 | 226          | 7,487         | 3,094     | 4,393         | 1,667         |
| 1951 | 694          | 5,514         | 2,605     | 2,909         | 2,054         |
| 1952 | 664          | 4,638         | 858       | 3,780         | 1,147         |
| 1953 | 651          | 5,739         | 2,062     | 3,677         | 1,218         |
| 1954 | 880          | 5,238         | 1,845     | 3,393         | 1,637         |
| 1955 | 809          | 3,645         | 157       | 3,488         | 1,688         |
| 1956 | 824          | 5,246         | 1,279     | 3,967         | 1,607         |
| 1957 | 1,137        | 6,450         | 3,019     | 3,431         | 2,024         |
| 1958 | 1,313        | 4,925         | 1,969     | 2,956         | 1,750         |
| 1959 | 1,179        | 7,839         | 3,480     | 4,359         | 2,082         |
| 1960 | 951          | 5,043         | 2,098     | 2,945         | 2,124         |
| 1961 | 1,208        | 4,901         | 1,410     | 3,491         | 1,987         |
| 1962 | 2,695        | 6,571         | 3,200     | 3,371         | 1,735         |
| 1963 | 833          | 8,363         | 4,194     | 4,169         | 1,594         |
| 1964 | --           | 7,236         | 3,741     | 3,495         | 2,139         |
| 1965 | --           | 4,647         | 1,286     | 3,361         | 1,786         |
| 1966 | --           | 5,157         | 2,723     | 2,434         | 1,808         |
| 1967 | n.d          | 5,300         | 2,510     | 2,659         | 1,830         |
| 1968 | n.d          | 7,700         | 3,958     | 3,742         | 2,216         |
| 1969 | n.d          | 6,700         | 2,782     | 3,918         | 2,047         |
| 1970 | n.d          | 2,117         | n.d       | n.d           | n.d *         |
| 1971 | n.d          | 1,565         | n.d       | n.d           | n.d           |
| 1972 | n.d          | 3,191         | n.d       | n.d           | n.d           |
| 1973 | n.d          | 4,346         | n.d       | n.d           | n.d           |
| 1974 | n.d          | 3,273         | n.d       | n.d           | n.d           |
| 1975 | n.d          | 3,666         | n.d       | n.d           | n.d           |
| 1976 | n.d          | 7,491         | n.d       | n.d           | n.d           |
| 1977 | n.d          | 3,165         | n.d       | n.d           | n.d           |
| 1978 | n.d          | 4,440         | n.d       | n.d           | n.d           |
| 1979 | n.d          | 5,756         | n.d       | n.d           | n.d           |
| 1980 | n.d          | 3,435         | n.d       | n.d           | n.d           |
| 1981 | n.d          | 5,377         | n.d       | n.d           | n.d           |
| 1982 | n.d          | 5,400         | n.d       | n.d           | n.d           |
| 1983 | n.d          | 4,142         | n.d       | n.d           | n.d           |

NOTA:

\* Desde 1970 incluido en el rubro resto de las exportaciones no tradicionales.

FUENTE:

- (1) 1900-1943, EXTRACTO ESTADISTICO DEL PERU, (varios años).  
1944-1966, ANUARIO ESTADISTICO DEL PERU, (varios años).
- (2a) 1900-1943, EXTRACTO ESTADISTICO DEL PERU, (varios años).  
1944-1966, ANUARIO ESTADISTICO DEL PERU, (varios años).  
1967-1969, Banco Central de Reserva, MEMORIA, (varios años).  
1970-1983, Ministerio de Agricultura, ESTADISTICA BASICA AGRARIA 1984.
- (2b) 1902-1943, EXTRACTO ESTADISTICO DEL PERU, (varios años).  
1944-1966, ANUARIO ESTADISTICO DEL PERU, (varios años).
- (2c) 1902-1943, EXTRACTO ESTADISTICO DEL PERU, (varios años).  
1944-1969, ANUARIO ESTADISTICO DEL PERU, (varios años).
- (3) 1900-1943, EXTRACTO ESTADISTICO DEL PERU, (varios años).  
1944-1969, ANUARIO ESTADISTICO DEL PERU, (varios años).

Cuadro VI. 4

VALOR EXPORTADO DE GOMAS, LANAS Y CUEROS: 1900-1974  
(MILES DE DOLARES)

| AÑOS | GOMAS<br>(1) | LANAS (2) |           |               | CUEROS<br>(3) | TOTAL     |
|------|--------------|-----------|-----------|---------------|---------------|-----------|
|      |              | (a) TOTAL | (b) OVINO | (c) AUQUENIDO |               |           |
| 1900 | 0.26         | 604.22    | n.d       | n.d           | 221.10        | 825.58    |
| 1901 | 0.21         | 565.42    | n.d       | n.d           | 360.65        | 926.28    |
| 1902 | 750.13       | 467.35    | 66.29     | 401.06        | 248.78        | 1,933.60  |
| 1903 | 903.02       | 831.87    | n.d       | n.d           | 305.74        | 2,040.63  |
| 1904 | 1,367.63     | 659.90    | 103.80    | 556.11        | 338.66        | 3,026.09  |
| 1905 | 1,872.93     | 985.92    | 215.40    | 770.52        | 292.68        | 4,137.44  |
| 1906 | 1,901.71     | 1,045.78  | 276.74    | 772.50        | 317.96        | 4,314.69  |
| 1907 | 927.80       | 873.73    | 197.01    | 676.73        | 254.44        | 2,929.71  |
| 1908 | 1,250.16     | 610.43    | n.d       | n.d           | 225.49        | 2,086.08  |
| 1909 | 2,345.69     | 813.09    | 201.94    | 611.15        | 271.13        | 4,242.99  |
| 1910 | 2,625.61     | 989.80    | 298.53    | 690.88        | 196.15        | 4,800.98  |
| 1911 | 1,257.07     | 832.21    | 217.24    | 614.97        | 210.34        | 3,131.84  |
| 1912 | 2,685.89     | 791.13    | 300.16    | 490.98        | 271.64        | 4,539.79  |
| 1913 | 1,710.69     | 1,083.63  | 343.68    | 739.95        | 406.31        | 4,284.25  |
| 1914 | 934.57       | 1,064.13  | 362.36    | 701.77        | 381.69        | 3,444.53  |
| 1915 | 1,363.63     | 1,372.46  | 502.80    | 869.66        | 825.58        | 4,934.13  |
| 1916 | 1,413.59     | 1,902.79  | 768.10    | 1,134.69      | 663.66        | 5,882.83  |
| 1917 | 1,155.42     | 3,304.51  | 1,669.36  | 1,635.15      | 623.28        | 8,387.71  |
| 1918 | 572.32       | 4,786.87  | 1,633.71  | 3,153.16      | 301.68        | 10,447.74 |
| 1919 | 870.68       | 3,243.83  | 1,261.99  | 1,981.83      | 1,241.48      | 8,599.81  |
| 1920 | 408.98       | 1,741.64  | 769.87    | 971.77        | 309.60        | 4,201.87  |
| 1921 | 18.96        | 676.89    | 192.04    | 484.85        | 469.16        | 1,841.90  |
| 1922 | 275.83       | 1,088.41  | 334.93    | 753.48        | 480.17        | 2,932.83  |
| 1923 | 364.31       | 1,358.18  | 574.94    | 783.24        | 508.71        | 3,589.38  |
| 1924 | 380.52       | 2,349.31  | 1,050.11  | 1,299.20      | 508.37        | 5,587.50  |
| 1925 | 525.16       | 1,745.84  | 726.01    | 1,019.82      | 708.23        | 4,725.06  |
| 1926 | 718.21       | 1,325.30  | 472.75    | 852.54        | 748.01        | 4,116.81  |
| 1927 | 461.43       | 2,135.95  | 837.66    | 1,298.29      | 857.91        | 5,591.24  |
| 1928 | 332.01       | 2,705.25  | 1,249.23  | 1,456.02      | 1,055.47      | 6,797.99  |
| 1929 | 306.74       | 2,628.71  | 618.93    | 2,009.78      | 769.07        | 6,333.23  |
| 1930 | 187.62       | 1,819.49  | 236.88    | 1,582.53      | 737.95        | 4,564.46  |
| 1931 | 187.11       | 1,720.59  | 465.76    | 1,254.76      | 580.22        | 4,208.45  |
| 1932 | 42.82        | 1,079.44  | 436.76    | 642.69        | 275.50        | 2,477.19  |
| 1933 | 51.12        | 1,966.06  | 742.68    | 1,223.38      | 526.73        | 4,509.96  |
| 1934 | 92.95        | 2,015.67  | 843.04    | 1,172.45      | 658.62        | 4,782.74  |
| 1935 | 91.08        | 1,819.83  | 588.09    | 1,231.64      | 633.19        | 4,363.84  |
| 1936 | 86.06        | 3,182.49  | 1,267.84  | 1,914.65      | 916.42        | 7,367.46  |
| 1937 | 124.59       | 4,055.08  | 1,648.88  | 2,406.20      | 1,337.52      | 9,572.26  |
| 1938 | 80.20        | 2,476.83  | 702.74    | 1,771.92      | 697.72        | 5,729.41  |
| 1939 | 62.45        | 2,707.36  | 761.43    | 1,945.90      | 594.20        | 6,071.34  |
| 1940 | 52.26        | 3,263.68  | 737.57    | 2,526.10      | 486.78        | 7,066.40  |
| 1941 | 375.04       | 3,165.24  | 1,009.69  | 2,155.55      | 543.52        | 7,249.05  |
| 1942 | 178.72       | 1,697.47  | 342.50    | 1,354.57      | 364.42        | 3,937.69  |
| 1943 | 431.70       | 2,465.31  | 630.75    | 1,834.56      | 275.59        | 5,637.91  |
| 1944 | 716.01       | 2,736.40  | 842.52    | 1,893.88      | 421.01        | 6,609.80  |
| 1945 | 1,421.31     | 2,745.91  | 672.76    | 2,073.14      | 694.21        | 7,607.33  |
| 1946 | 1,445.48     | 2,902.75  | 113.15    | 2,787.01      | 1,756.05      | 9,004.45  |
| 1947 | 1,359.49     | 1,799.01  | 216.58    | 1,582.43      | 1,109.54      | 6,067.05  |
| 1948 | 264.91       | 1,992.34  | 211.49    | 1,780.84      | 805.50        | 5,055.08  |
| 1949 | 140.40       | 7,748.13  | 1,392.96  | 6,355.17      | 1,703.44      | 17,340.09 |
| 1950 | 141.21       | 7,668.89  | 3,097.27  | 4,571.62      | 1,292.68      | 16,771.67 |
| 1951 | 485.94       | 13,730.82 | 6,254.42  | 7,476.40      | 2,315.08      | 30,262.67 |
| 1952 | 517.65       | 7,535.15  | 1,908.16  | 5,626.98      | 1,071.55      | 16,659.49 |
| 1953 | 482.15       | 8,661.71  | 2,337.47  | 6,324.24      | 1,102.98      | 18,908.55 |
| 1954 | 753.77       | 8,259.04  | 2,301.71  | 5,957.33      | 1,240.93      | 18,512.77 |
| 1955 | 680.64       | 5,855.55  | 182.27    | 5,673.28      | 1,586.15      | 13,977.90 |
| 1956 | 653.73       | 7,709.63  | 1,251.12  | 6,458.51      | 1,775.96      | 17,848.96 |
| 1957 | 979.40       | 9,889.22  | 3,860.48  | 6,028.74      | 1,913.97      | 22,671.81 |
| 1958 | 961.26       | 6,032.17  | 1,861.92  | 4,170.26      | 1,536.31      | 14,561.92 |
| 1959 | 767.35       | 8,938.13  | 2,739.58  | 6,198.55      | 1,984.18      | 20,627.79 |
| 1960 | 707.07       | 7,009.55  | 2,117.65  | 4,891.90      | 2,112.02      | 16,838.20 |
| 1961 | 1,147.24     | 7,273.99  | 1,220.69  | 6,053.30      | 1,843.01      | 17,538.23 |
| 1962 | 2,975.97     | 8,856.80  | 3,083.73  | 5,773.07      | 1,810.23      | 22,499.80 |
| 1963 | 366.39       | 11,664.45 | 4,124.55  | 7,539.90      | 1,653.74      | 25,349.03 |
| 1964 | --           | 11,563.38 | 4,440.82  | 7,122.56      | 2,175.32      | 25,302.08 |
| 1965 | --           | 8,374.65  | 1,258.92  | 7,115.73      | 1,728.06      | 18,477.37 |
| 1966 | --           | 7,689.35  | 2,625.18  | 5,064.17      | 2,008.64      | 17,387.34 |
| 1967 | n.d          | 8,200.00  | n.d       | n.d           | 1,702.89      | 18,102.89 |
| 1968 | n.d          | 9,400.00  | n.d       | n.d           | 1,874.75      | 20,674.75 |
| 1969 | n.d          | 8,500.00  | n.d       | n.d           | 2,009.43      | 19,009.43 |
| 1970 | n.d          | 3,300.00  | n.d       | n.d           | n.d           | 6,600.00  |
| 1971 | n.d          | 2,400.00  | n.d       | n.d           | n.d           | 4,800.00  |
| 1972 | n.d          | 6,100.00  | n.d       | n.d           | n.d           | 6,100.00  |
| 1973 | n.d          | 11,800.00 | n.d       | n.d           | n.d           | 23,600.00 |
| 1974 | n.d          | 7,100.00  | n.d       | n.d           | n.d           | 7,100.00  |

## FUENTE:

- (1) 1900-1943, EXTRACTO ESTADISTICO DEL PERU, (varios años).  
1944-1966, ANUARIO ESTADISTICO DEL PERU, (varios años).  
(2a) 1900-1943, EXTRACTO ESTADISTICO DEL PERU, (varios años).  
1944-1966, ANUARIO ESTADISTICO DEL PERU, (varios años).  
1967-1969, Banco Central de Reserva, MEMORIA, (varios años).  
1970-1983, Ministerio de Agricultura, ESTADISTICA BASICA AGRARIA 1984.  
(2b) 1902-1943, EXTRACTO ESTADISTICO DEL PERU, (varios años).  
1944-1966, ANUARIO ESTADISTICO DEL PERU, (varios años).  
(2c) 1902-1943, EXTRACTO ESTADISTICO DEL PERU, (varios años).  
1944-1969, ANUARIO ESTADISTICO DEL PERU, (varios años).  
(3) 1900-1943, EXTRACTO ESTADISTICO DEL PERU, (varios años).  
1944-1969, ANUARIO ESTADISTICO DEL PERU, (varios años).

Cuadro VI. 5

**VOLUMEN EXPORTADO DE HARINA DE PESCADO,  
PETROLEO Y DERIVADOS: 1900-1990**

| AÑOS | HARINA DE PESCADO (1)<br>(TM) | PETROLEO Y DERIVADOS (2)<br>(MILES DE BARRILES) |
|------|-------------------------------|---|
| 1900 | n.d                           | 20  |
| 1901 | n.d                           | 20  |
| 1902 | n.d                           | 40  |
| 1903 | n.d                           | 120   |
| 1904 | n.d                           | 110   |
| 1905 | n.d                           | 100   |
| 1906 | n.d                           | 170   |
| 1907 | n.d                           | 310   |
| 1908 | n.d                           | 460   |
| 1909 | n.d                           | 990   |
| 1910 | n.d                           | 1,060   |
| 1911 | n.d                           | 1,500   |
| 1912 | n.d                           | 2,270   |
| 1913 | n.d                           | 2,370   |
| 1914 | n.d                           | 2,460   |
| 1915 | n.d                           | 3,010   |
| 1916 | n.d                           | 3,240   |
| 1917 | n.d                           | 3,220   |
| 1918 | n.d                           | 3,590   |
| 1919 | n.d                           | 3,550   |
| 1920 | n.d                           | 3,270   |
| 1921 | n.d                           | 4,130   |
| 1922 | n.d                           | 4,060   |
| 1923 | n.d                           | 4,090   |
| 1924 | n.d                           | 5,800   |
| 1925 | n.d                           | 6,970   |
| 1926 | n.d                           | 8,390   |
| 1927 | n.d                           | 8,040   |
| 1928 | n.d                           | 8,740   |
| 1929 | n.d                           | 10,680  |
| 1930 | n.d                           | 9,830   |
| 1931 | n.d                           | 8,110   |
| 1932 | n.d                           | 7,940   |
| 1933 | n.d                           | 10,520  |
| 1934 | n.d                           | 13,250  |
| 1935 | n.d                           | 13,670  |
| 1936 | n.d                           | 14,130  |
| 1937 | n.d                           | 13,378  |
| 1938 | n.d                           | 11,095  |
| 1939 | n.d                           | 8,116   |
| 1940 | n.d                           | 7,518   |
| 1941 | n.d                           | 8,063   |
| 1942 | n.d                           | 9,496   |
| 1943 | n.d                           | 10,029  |
| 1944 | n.d                           | 8,523   |
| 1945 | n.d                           | 7,950   |
| 1946 | n.d                           | 7,881   |
| 1947 | n.d                           | 7,730   |
| 1948 | n.d                           | 7,311   |
| 1949 | n.d                           | 6,867   |
| 1950 | 21,600                        | 6,703   |
| 1951 | 23,500                        | 6,711   |
| 1952 | 30,000                        | 6,265   |
| 1953 | 27,700                        | 4,712   |
| 1954 | 40,600                        | 5,058   |
| 1955 | 47,300                        | 5,883   |
| 1956 | 61,000                        | 6,616   |
| 1957 | 97,700                        | 6,761   |
| 1958 | 137,200                       | 4,567   |
| 1959 | 338,500                       | 4,232   |



(Continuación)

| AÑOS   | HARINA DE PESCADO (1)<br>(TM) | PETROLEO DERIVADOS (2)<br>(MILES DE BARRILES) |
|--------|-------------------------------|---|
| 1960   | 575,400                       | 5,112   |
| 1961   | 849,900                       | 4,455   |
| 1962   | 1,219,500                     | 4,051   |
| 1963   | 1,199,700                     | 3,311   |
| 1964   | 1,565,500                     | 3,246   |
| 1965   | 1,581,400                     | 3,069   |
| 1966   | 1,421,700                     | 2,417   |
| 1967   | 1,812,400                     | 3,074   |
| 1968   | 2,404,100                     | 3,820   |
| 1969   | 1,886,700                     | 2,145   |
| 1970   | 1,873,000                     | 2,590   |
| 1971   | 1,750,000                     | 1,335   |
| 1972   | 1,524,000                     | 1,905   |
| 1973   | 348,000                       | 2,593   |
| 1974   | 629,000                       | 2,198   |
| 1975   | 781,000                       | 4,067   |
| 1976   | 592,000                       | 4,742   |
| 1977   | 436,000                       | 4,104   |
| 1978   | 483,000                       | 13,775  |
| 1979   | 657,000                       | 23,570  |
| 1980   | 417,000                       | 22,400  |
| 1981   | 315,000                       | 19,900  |
| 1982   | 616,000                       | 22,800  |
| 1983   | 205,000                       | 20,500  |
| 1984   | 401,000                       | 23,500  |
| 1985   | 508,000                       | 27,100  |
| 1986   | 716,000                       | 21,600  |
| 1987   | 732,000                       | 17,800  |
| 1988   | 812,000                       | 15,500  |
| 1989   | 1,095,000                     | 15,200  |
| 1990 * | 1,098,000                     | 15,500  |

NOTAS:

\* Preliminar.

(1) Entre los años 1950 y 1969, bajo la nomenclatura Pescado y Derivados.

FUENTE:

(1) 1950-1990, Banco Central de Reserva, MEMORIA, (varios años).

(2) 1900-1943, EXTRACTO ESTADISTICO DEL PERU, (varios años).

1944-1950, ANUARIO ESTADISTICO DEL PERU, (varios años).

1951-1990, Banco Central de Reserva, MEMORIA, (varios años).

Cuadro VI. 6

VALOR EXPORTADO DE HARINA DE PESCADO,  
PETROLEO Y DERIVADOS: 1900-1990  
(MILES DE DOLARES)

| AÑOS | HARINA DE PESCADO (1) | PETROLEO Y DERIVADOS (2) | TOTAL     |
|------|-----------------------|--------------------------|-----------|
| 1900 | n.d                   | 0.38                     | 0.38      |
| 1901 | n.d                   | 0.36                     | 0.36      |
| 1902 | n.d                   | 6.73                     | 6.73      |
| 1903 | n.d                   | 43.40                    | 43.40     |
| 1904 | n.d                   | 36.41                    | 36.41     |
| 1905 | n.d                   | 25.15                    | 25.15     |
| 1906 | n.d                   | 53.74                    | 53.74     |
| 1907 | n.d                   | 100.19                   | 100.19    |
| 1908 | n.d                   | 185.05                   | 185.05    |
| 1909 | n.d                   | 312.73                   | 312.73    |
| 1910 | n.d                   | 240.93                   | 240.93    |
| 1911 | n.d                   | 819.44                   | 819.44    |
| 1912 | n.d                   | 1,549.30                 | 1,549.30  |
| 1913 | n.d                   | 1,908.30                 | 1,908.30  |
| 1914 | n.d                   | 1,863.04                 | 1,863.04  |
| 1915 | n.d                   | 2,623.80                 | 2,623.80  |
| 1916 | n.d                   | 2,814.97                 | 2,814.97  |
| 1917 | n.d                   | 2,281.95                 | 2,281.95  |
| 1918 | n.d                   | 2,505.10                 | 2,505.10  |
| 1919 | n.d                   | 4,612.96                 | 4,612.96  |
| 1920 | n.d                   | 2,914.36                 | 2,914.36  |
| 1921 | n.d                   | 7,108.70                 | 7,108.70  |
| 1922 | n.d                   | 10,580.59                | 10,580.59 |
| 1923 | n.d                   | 10,316.85                | 10,316.85 |
| 1924 | n.d                   | 14,505.67                | 14,505.67 |
| 1925 | n.d                   | 13,363.75                | 13,363.75 |
| 1926 | n.d                   | 18,979.87                | 18,979.87 |
| 1927 | n.d                   | 19,721.03                | 19,721.03 |
| 1928 | n.d                   | 19,196.45                | 19,196.45 |
| 1929 | n.d                   | 21,744.80                | 21,744.80 |
| 1930 | n.d                   | 18,024.82                | 18,024.82 |
| 1931 | n.d                   | 14,793.33                | 14,793.33 |
| 1932 | n.d                   | 16,457.90                | 16,457.90 |
| 1933 | n.d                   | 17,865.32                | 17,865.32 |
| 1934 | n.d                   | 27,948.18                | 27,948.18 |
| 1935 | n.d                   | 27,841.72                | 27,841.72 |
| 1936 | n.d                   | 29,548.89                | 29,548.89 |
| 1937 | n.d                   | 30,492.27                | 30,492.27 |
| 1938 | n.d                   | 25,936.75                | 25,936.75 |
| 1939 | n.d                   | 20,799.60                | 20,799.60 |
| 1940 | n.d                   | 16,340.49                | 16,340.49 |
| 1941 | n.d                   | 17,257.32                | 17,257.32 |
| 1942 | n.d                   | 17,669.65                | 17,669.65 |
| 1943 | n.d                   | 16,014.04                | 16,014.04 |
| 1944 | n.d                   | 14,120.49                | 14,120.49 |
| 1945 | n.d                   | 12,970.38                | 12,970.38 |
| 1946 | n.d                   | 13,989.40                | 13,989.40 |
| 1947 | n.d                   | 17,649.54                | 17,649.54 |
| 1948 | n.d                   | 28,943.54                | 28,943.54 |
| 1949 | n.d                   | 46,967.54                | 46,967.54 |
| 1950 | 5,700.00              | 25,300.00                | 31,000.00 |
| 1951 | 6,100.00              | 20,600.00                | 26,700.00 |
| 1952 | 7,800.00              | 17,300.00                | 25,100.00 |
| 1953 | 7,000.00              | 14,400.00                | 21,400.00 |
| 1954 | 11,200.00             | 17,100.00                | 28,300.00 |
| 1955 | 11,800.00             | 22,100.00                | 33,900.00 |
| 1956 | 14,900.00             | 23,800.00                | 38,700.00 |
| 1957 | 18,400.00             | 26,800.00                | 45,200.00 |
| 1958 | 17,900.00             | 16,500.00                | 34,400.00 |
| 1959 | 42,500.00             | 16,100.00                | 58,600.00 |

(Continuación)

| AÑOS  | HARINA DE PESCADO (1) | PETROLEO Y DERIVADOS (2) | TOTAL      |
|-------|-----------------------|--------------------------|------------|
| 1960  | 50,000.00             | 17,900.00                | 67,900.00  |
| 1961  | 69,700.00             | 14,500.00                | 84,200.00  |
| 1962  | 119,800.00            | 13,200.00                | 133,000.00 |
| 1963  | 120,200.00            | 9,800.00                 | 130,000.00 |
| 1964  | 165,700.00            | 9,600.00                 | 175,300.00 |
| 1965  | 185,700.00            | 9,300.00                 | 195,000.00 |
| 1966  | 205,442.00            | 7,393.00                 | 212,835.00 |
| 1967  | 203,404.00            | 8,476.00                 | 211,880.00 |
| 1968  | 231,990.00            | 11,124.00                | 243,114.00 |
| 1969  | 320,418.00            | 6,219.00                 | 326,637.00 |
| 1970  | 303,000.00            | 6,700.00                 | 309,700.00 |
| 1971  | 267,000.00            | 5,500.00                 | 272,500.00 |
| 1972  | 219,000.00            | 6,500.00                 | 225,500.00 |
| 1973  | 138,000.00            | 15,000.00                | 153,000.00 |
| 1974  | 202,000.00            | 28,000.00                | 230,000.00 |
| 1975  | 168,000.00            | 41,000.00                | 209,000.00 |
| 1976  | 168,000.00            | 50,000.00                | 218,000.00 |
| 1977  | 184,000.00            | 52,000.00                | 236,000.00 |
| 1978  | 196,000.00            | 186,000.00               | 382,000.00 |
| 1979  | 256,000.00            | 652,000.00               | 908,000.00 |
| 1980  | 195,000.00            | 792,000.00               | 987,000.00 |
| 1981  | 141,000.00            | 690,000.00               | 831,000.00 |
| 1982  | 202,000.00            | 719,000.00               | 921,000.00 |
| 1983  | 80,000.00             | 544,000.00               | 624,000.00 |
| 1984  | 137,000.00            | 618,000.00               | 755,000.00 |
| 1985  | 118,000.00            | 645,000.00               | 763,000.00 |
| 1986  | 206,000.00            | 232,000.00               | 438,000.00 |
| 1987  | 223,000.00            | 274,000.00               | 497,000.00 |
| 1988  | 357,000.00            | 166,000.00               | 523,000.00 |
| 1989  | 410,000.00            | 217,000.00               | 628,000.00 |
| 1990* | 340,000.00            | 263,000.00               | 603,000.00 |

(\*) Preliminar

FUENTE:

- (1) 1950-1990, Banco Central de Reserva, MEMORIA, (varios años).
- (2) 1900-1943, EXTRACTO ESTADISTICO DEL PERU, (varios años).  
1944-1950, ANUARIO ESTADISTICO DEL PERU, (varios años).  
1951-1990, Banco Central de Reserva, MEMORIA, (varios años).

Cuadro VI. 7

## VOLUMEN EXPORTADO DE COBRE, ORO, PLATA, PLOMO, ZINC Y HIERRO: 1900-1990

| AÑOS | COBRE<br>(TM)<br>(1) | ORO<br>(GRS)<br>(2) | PLATA *<br>(KILOS) **<br>(3) | PLOMO<br>(TM)<br>(4) | ZINC<br>(TM)<br>(5) | HIERRO<br>(MILES TM)<br>(6) |
|------|----------------------|---------------------|------------------------------|----------------------|---------------------|-----------------------------|
| 1900 | 11,789               | n.d                 | n.d                          | n.d                  | n.d                 | n.d                         |
| 1901 | 22,776               | n.d                 | n.d                          | n.d                  | n.d                 | n.d                         |
| 1902 | 18,377               | n.d                 | n.d                          | n.d                  | n.d                 | n.d                         |
| 1903 | 15,822               | n.d                 | n.d                          | n.d                  | n.d                 | n.d                         |
| 1904 | 13,622               | n.d                 | n.d                          | n.d                  | n.d                 | n.d                         |
| 1905 | 31,242               | n.d                 | n.d                          | n.d                  | n.d                 | n.d                         |
| 1906 | 29,836               | n.d                 | n.d                          | n.d                  | n.d                 | n.d                         |
| 1907 | 51,246               | n.d                 | n.d                          | n.d                  | n.d                 | n.d                         |
| 1908 | 32,152               | n.d                 | n.d                          | n.d                  | n.d                 | n.d                         |
| 1909 | 25,645               | n.d                 | n.d                          | n.d                  | n.d                 | n.d                         |
| 1910 | 42,067               | n.d                 | n.d                          | n.d                  | n.d                 | n.d                         |
| 1911 | 74,815               | n.d                 | n.d                          | n.d                  | n.d                 | n.d                         |
| 1912 | 34,608               | n.d                 | n.d                          | n.d                  | n.d                 | n.d                         |
| 1913 | 41,238               | n.d                 | n.d                          | n.d                  | n.d                 | n.d                         |
| 1914 | 29,367               | n.d                 | n.d                          | n.d                  | n.d                 | n.d                         |
| 1915 | 40,934               | n.d                 | n.d                          | n.d                  | n.d                 | n.d                         |
| 1916 | 52,341               | n.d                 | n.d                          | n.d                  | n.d                 | n.d                         |
| 1917 | 49,999               | n.d                 | n.d                          | n.d                  | n.d                 | n.d                         |
| 1918 | 46,097               | n.d                 | n.d                          | n.d                  | n.d                 | n.d                         |
| 1919 | 44,418               | --                  | 1,899,540                    | 2,268                | --                  | --                          |
| 1920 | 34,226               | --                  | 2,808,221                    | 1,084                | 68                  | 1                           |
| 1921 | 36,614               | --                  | 3,321,892                    | 885                  | --                  | --                          |
| 1922 | 39,251               | 1,025,583           | 3,947,437                    | 734                  | --                  | --                          |
| 1923 | 46,538               | --                  | 5,652,299                    | 1,432                | --                  | --                          |
| 1924 | 37,791               | --                  | 6,361,798                    | 2,051                | 78                  | --                          |
| 1925 | 39,371               | --                  | 6,090,704                    | 9,615                | 4,320               | --                          |
| 1926 | 44,806               | n.d                 | n.d                          | n.d                  | n.d                 | n.d                         |
| 1927 | 57,287               | n.d                 | n.d                          | n.d                  | n.d                 | n.d                         |
| 1928 | 62,950               | n.d                 | n.d                          | n.d                  | n.d                 | n.d                         |
| 1929 | 67,419               | n.d                 | n.d                          | n.d                  | n.d                 | n.d                         |
| 1930 | 54,566               | 3,983,300           | 499,810                      | 18,902               | 8,961               | n.d                         |
| 1931 | 48,603               | 2,404,112           | 277,299                      | 3,492                | 100                 | n.d                         |
| 1932 | 26,624               | 3,331,100           | 109,449                      | 1,177                | 76                  | n.d                         |
| 1933 | 27,174               | 3,708,246           | 236,292                      | 1,855                | 61                  | n.d                         |
| 1934 | 31,591               | 3,442,290           | 352,671                      | 8,976                | 5,262               | n.d                         |
| 1935 | 37,451               | 2,123,386           | 542,346                      | 17,780               | 26,043              | n.d                         |
| 1936 | 41,728               | 3,934,333           | 619,219                      | 29,303               | 15,999              | n.d                         |
| 1937 | 44,564               | 5,246,197           | 528611                       | 63,596               | 29,039              | n.d                         |
| 1938 | 51,564               | 7,914,944           | 635,273                      | 81,460               | 25,213              | n.d                         |
| 1939 | 45,208               | 6,873,206           | 547,392                      | 57,004               | 28,903              | n.d                         |
| 1940 | 58,527               | 8,963,110           | 575,867                      | 47,849               | 31,588              | n.d                         |
| 1941 | 58,088               | 8,117,602           | 466,954                      | 62,914               | 40,269              | n.d                         |
| 1942 | 46,911               | 8,161,219           | 437,885                      | 47,803               | 42,446              | n.d                         |
| 1943 | 40,318               | 5,355,546           | 415,534                      | 48,243               | 44,251              | n.d                         |
| 1944 | 44,602               | 3,907,910           | 354,014                      | 75,146               | 55,339              | n.d                         |
| 1945 | 39,789               | 4,037,000           | 328,729                      | 63,002               | 76,941              | n.d                         |
| 1946 | 32,825               | 4,370,000           | 317,621                      | 49,051               | 98,128              | n.d                         |
| 1947 | 42,366               | 6,409,000           | 290,346                      | 49,406               | 99,678              | n.d                         |
| 1948 | 29,076               | 4,993,000           | 175,392                      | 55,648               | 85,579              | n.d                         |
| 1949 | 43,527               | 3,461,000           | 286,402                      | 70,105               | 108,840             | n.d                         |
| 1950 | 36,322               | 3,714,000           | 386,600                      | 92,329               | 141,005             | 254                         |
| 1951 | 33,800               | 3,801,000           | 421,801                      | 82,000               | 99,100              | 384                         |
| 1952 | 32,500               | 3,963,000           | 504,667                      | 90,200               | 113,000             | 465                         |
| 1953 | 31,900               | 3,033,000           | 488,234                      | 105,600              | 97,600              | 553                         |
| 1954 | 37,500               | 2,345,000           | 596,919                      | 107,100              | 112,500             | 1,169                       |
| 1955 | 41,300               | 2,511,000           | 631,649                      | 107,100              | 146,600             | 1,019                       |
| 1956 | 44,000               | 3,192,000           | 661,289                      | 120,900              | 143,900             | 1,630                       |
| 1957 | 50,600               | 9,059,000           | 657,416                      | 119,600              | 146,600             | 2,227                       |
| 1958 | 53,900               | 10,306,000          | 758,542                      | 136,400              | 136,600             | 1,524                       |
| 1959 | 48,900               | 3,543,000           | 835,498                      | 115,100              | 156,600             | 2,016                       |

(Continuación)

| AÑOS    | COBRE<br>(TM)<br>(1) | ORO<br>(GRS)<br>(2) | PLATA *<br>(KILOS) **<br>(3) | PLOMO<br>(TM)<br>(4) | ZINC<br>(TM)<br>(5) | HIERRO<br>(MILES TM)<br>(6) |
|---------|----------------------|---------------------|------------------------------|----------------------|---------------------|-----------------------------|
| 1960    | 168,000              | 2,861,000           | 923,193                      | 117,800              | 157,800             | 3,125                       |
| 1961    | 198,800              | 2,282,000           | 1,035,241                    | 142,500              | 206,500             | 3,382                       |
| 1962    | 171,900              | 2,221,000           | 1,064,875                    | 145,200              | 181,700             | 3,149                       |
| 1963    | 163,400              | 1,364,000           | 983,223                      | 120,500              | 186,900             | 580                         |
| 1964    | 179,700              | 1,223,000           | 1,152,043                    | 166,700              | 275,000             | 3,710                       |
| 1965    | 179,800              | 1,388,000           | 1,027,405                    | 151,000              | 267,700             | 4,594                       |
| 1966    | 176,100              | 1,694,000           | 1,100,101                    | 150,900              | 282,200             | 4,859                       |
| 1967    | 196,800              | 816,000             | 956,920                      | 150,500              | 301,400             | 5,414                       |
| 1968    | 206,500              | 1,101,000           | 1,032,685                    | 153,600              | 303,800             | 5,450                       |
| 1969    | 200,500              | 1,636,000           | 1,064,928                    | 156,200              | 310,800             | 5,847                       |
| 1970    | 215,600              | --                  | 522,539                      | 159,000              | 332,000             | 10,197                      |
| 1971    | 193,500              | --                  | 451,001                      | 145,700              | 344,300             | 9,167                       |
| 1972    | 218,500              | --                  | 622,070                      | 165,700              | 398,900             | 9,064                       |
| 1973    | 194,000              | --                  | 472,773                      | 179,000              | 407,000             | 9,167                       |
| 1974    | 184,000              | 653,174             | 423,008                      | 149,000              | 422,000             | 9,991                       |
| 1975    | 156,000              | --                  | 643,842                      | 142,000              | 358,000             | 5,150                       |
| 1976    | 182,000              | 1,928,417           | 653,174                      | 172,000              | 415,000             | 4,635                       |
| 1977    | 321,000              | 4,043,455           | 780,698                      | 166,000              | 422,000             | 6,283                       |
| 1978    | 349,000              | 2,768,212           | 699,829                      | 185,000              | 445,000             | 4,944                       |
| 1979    | 377,000              | 1,524,072           | 740,263                      | 156,000              | 422,000             | 5,871                       |
| 1980    | 350,000              | 2,021,728           | 497,656                      | 152,000              | 468,000             | 5,871                       |
| 1981    | 324,000              | 4,883,328           | 870,912                      | 146,000              | 477,000             | 5,459                       |
| 1982    | 335,000              | 4,634,496           | 808,704                      | 177,000              | 491,000             | 5,871                       |
| 1983    | 292,000              | 5,101,056           | 1,017,101                    | 191,000              | 522,000             | 4,429                       |
| 1984    | 337,000              | 5,692,032           | 833,587                      | 181,000              | 511,000             | 4,223                       |
| 1985    | 363,000              | 4,199,040           | 693,619                      | 174,000              | 459,000             | 5,356                       |
| 1986    | 347,000              | 622,080             | 594,086                      | 136,000              | 477,000             | 4,326                       |
| 1987    | 351,000              | 62,208              | 423,014                      | 149,000              | 445,000             | 4,429                       |
| 1988    | 266,000              | 210,851             | 276,826                      | 107,000              | 402,000             | 4,500                       |
| 1989    | 295,000              | 186,624             | 534,989                      | 170,000              | 459,000             | 3,700                       |
| 1990 ** | 298,000              | 808,704             | 494,554                      | 154,000              | 523,000             | 4,000                       |

NOTAS:

\* Datos iniciales (1919-1925) en onzas troy. 1 Onza troy = 31.104 gr.

\*\* Desde 1970, exportación de plata refinada.

\*\*\* Preliminar.

FUENTE:

- (1) 1900-1943, EXTRACTO ESTADISTICO DEL PERU, (varios años).  
1944-1950, ANUARIO ESTADISTICO DEL PERU, (varios años).  
1951-1990, Banco Central de Reserva, MEMORIA, (varios años).
- (2) 1919-1943, EXTRACTO ESTADISTICO DEL PERU, (varios años).  
1944, ANUARIO ESTADISTICO DEL PERU, (varios años).  
1945-1990, Banco Central de Reserva, MEMORIA, (varios años).
- (3) 1919-1943, EXTRACTO ESTADISTICO DEL PERU, (varios años).  
1944, ANUARIO ESTADISTICO DEL PERU, (varios años).  
1945-1990, Banco Central de Reserva, MEMORIA, (varios años).
- (4) 1919-1943, EXTRACTO ESTADISTICO DEL PERU, (varios años).  
1944-1950, ANUARIO ESTADISTICO DEL PERU, (varios años).  
1951-1990, Banco Central de Reserva, MEMORIA, (varios años).
- (5) 1919-1943, EXTRACTO ESTADISTICO DEL PERU, (varios años).  
1944-1950, ANUARIO ESTADISTICO DEL PERU, (varios años).  
1951-1990, Banco Central de Reserva, MEMORIA, (varios años).
- (6) 1919-1925, EXTRACTO ESTADISTICO DEL PERU, (varios años).  
1951-1990, Banco Central de Reserva, MEMORIA, (varios años).

Cuadro VI. 8

VALOR EXPORTADO DE COBRE, ORO, PLATA, PLOMO, ZINC Y HIERRO: 1900-1990  
(MILES DE DOLARES)

| AÑOS | COBRE<br>(1) | ORO<br>(2) | PLATA<br>(3) | PLOMO<br>(4) | ZINC<br>(5) | HIERRO<br>(6) | TOTAL      |
|------|--------------|------------|--------------|--------------|-------------|---------------|------------|
| 1900 | 1,264.90     | 8.15       | n.d          | n.d          | n.d         | n.d           | 1,273.05   |
| 1901 | 1,912.07     | 61.99      | n.d          | n.d          | n.d         | n.d           | 1,974.05   |
| 1902 | 633.33       | 2.64       | n.d          | n.d          | n.d         | n.d           | 635.97     |
| 1903 | 578.71       | 47.27      | n.d          | n.d          | n.d         | n.d           | 625.98     |
| 1904 | 716.14       | 28.59      | n.d          | n.d          | n.d         | n.d           | 744.74     |
| 1905 | 1,206.80     | 159.16     | n.d          | n.d          | n.d         | n.d           | 1,365.96   |
| 1906 | 1,624.58     | 131.04     | n.d          | n.d          | n.d         | n.d           | 1,755.63   |
| 1907 | 3,655.32     | 4.00       | n.d          | n.d          | n.d         | n.d           | 3,659.32   |
| 1908 | 2,508.87     | 198.39     | n.d          | n.d          | n.d         | n.d           | 2,707.26   |
| 1909 | 2,503.82     | 18.74      | n.d          | n.d          | n.d         | n.d           | 2,522.56   |
| 1910 | 1,851.15     | 3.64       | n.d          | n.d          | n.d         | n.d           | 1,854.79   |
| 1911 | 3,316.50     | n.d        | n.d          | n.d          | n.d         | n.d           | 3,316.50   |
| 1912 | 4,789.23     | 1.23       | n.d          | n.d          | n.d         | n.d           | 4,790.47   |
| 1913 | 4,215.13     | n.d        | n.d          | n.d          | n.d         | n.d           | 4,215.13   |
| 1914 | 3,527.92     | 125.36     | n.d          | n.d          | n.d         | n.d           | 3,653.27   |
| 1915 | 7,734.37     | 72.82      | n.d          | n.d          | n.d         | n.d           | 7,807.19   |
| 1916 | 5,968.08     | n.d        | n.d          | n.d          | n.d         | n.d           | 5,968.08   |
| 1917 | 12,067.06    | n.d        | n.d          | n.d          | n.d         | n.d           | 12,067.06  |
| 1918 | 10,407.06    | n.d        | n.d          | n.d          | n.d         | n.d           | 10,407.06  |
| 1919 | 9,782.20     | --         | 378.13       | 69.58        | --          | --            | 10,229.92  |
| 1920 | 7,383.65     | --         | 432.99       | 55.60        | 2.04        | --            | 7,874.28   |
| 1921 | 8,908.96     | --         | 667.48       | 31.31        | --          | --            | 9,607.74   |
| 1922 | 8,395.83     | 213.18     | 699.29       | 42.82        | --          | --            | 9,351.12   |
| 1923 | 10,174.72    | --         | 1,483.53     | 70.07        | --          | --            | 11,728.32  |
| 1924 | 8,837.14     | --         | 2,082.65     | 100.24       | 1.69        | --            | 11,021.72  |
| 1925 | 10,283.31    | --         | 1,457.96     | 372.21       | 54.63       | --            | 12,168.11  |
| 1926 | 10,863.39    | 44.50      | n.d          | n.d          | n.d         | n.d           | 10,907.89  |
| 1927 | 12,879.89    | 306.52     | n.d          | n.d          | n.d         | n.d           | 13,186.41  |
| 1928 | 13,566.57    | 136.26     | n.d          | n.d          | n.d         | n.d           | 13,702.83  |
| 1929 | 16,680.90    | 303.37     | n.d          | n.d          | n.d         | n.d           | 16,984.27  |
| 1930 | 11,722.78    | 3,097.85   | n.d          | n.d          | n.d         | n.d           | 14,820.63  |
| 1931 | 11,142.96    | 6,211.33   | n.d          | n.d          | n.d         | n.d           | 17,354.29  |
| 1932 | 3,076.65     | 1,937.80   | n.d          | n.d          | n.d         | n.d           | 5,014.45   |
| 1933 | 4,593.87     | 2,272.51   | n.d          | n.d          | n.d         | n.d           | 6,866.39   |
| 1934 | 6,761.53     | 1,211.72   | n.d          | n.d          | n.d         | n.d           | 7,973.25   |
| 1935 | 11,442.71    | 10.24      | n.d          | n.d          | n.d         | n.d           | 11,452.95  |
| 1936 | 11,187.44    | 846.50     | n.d          | n.d          | n.d         | n.d           | 12,033.94  |
| 1937 | 13,460.31    | 1,879.04   | 371.46       | 4,210.61     | 879.04      | n.d           | 20,800.46  |
| 1938 | 13,850.69    | 4,389.26   | 727.52       | 3,642.28     | 261.07      | n.d           | 22,870.83  |
| 1939 | 13,375.48    | 3,828.89   | 533.58       | 2,200.00     | 218.95      | n.d           | 20,156.91  |
| 1940 | 13,327.09    | 6,168.23   | 1,162.24     | 1,754.78     | 218.31      | --            | 22,630.66  |
| 1941 | 11,576.79    | 5,057.85   | 1,446.00     | 2,426.77     | 321.69      | --            | 20,829.10  |
| 1942 | 12,503.69    | 17,938.00  | 846.00       | 1,694.15     | 454.92      | --            | 33,436.76  |
| 1943 | 11,687.29    | 3,800.00   | 386.15       | 2,608.92     | 1,565.85    | --            | 20,048.21  |
| 1944 | 10,403.54    | 2,010.46   | 415.85       | 6,877.23     | 1,536.15    | --            | 21,243.23  |
| 1945 | 9,238.38     | 4,236.15   | 4,138.15     | 4,252.92     | 2,373.23    | --            | 24,238.84  |
| 1946 | 12,017.04    | 4,496.92   | 6,390.62     | 4,547.08     | 3,152.15    | --            | 30,603.81  |
| 1947 | 14,929.54    | 6,991.54   | 6,045.69     | 9,723.38     | 5,450.31    | --            | 43,140.46  |
| 1948 | 10,032.00    | 5,249.38   | 3,753.54     | 14,574.92    | 6,381.08    | --            | 39,990.92  |
| 1949 | 21,475.23    | 11,826.77  | 13,288.00    | 30,497.85    | 16,129.08   | --            | 93,216.92  |
| 1950 | 10,200.00    | 4,205.70   | 8,000.00     | 12,300.00    | 10,300.00   | --            | 45,005.70  |
| 1951 | 15,300.00    | 4,461.59   | 10,400.00    | 23,600.00    | 15,100.00   | --            | 68,861.59  |
| 1952 | 17,100.00    | 4,499.10   | 12,400.00    | 23,900.00    | 15,000.00   | --            | 72,899.10  |
| 1953 | 17,400.00    | 3,404.07   | 11,700.00    | 22,500.00    | 7,600.00    | 6,400.00      | 69,004.07  |
| 1954 | 20,000.00    | 2,446.72   | 14,400.00    | 23,700.00    | 9,100.00    | 12,900.00     | 82,546.72  |
| 1955 | 29,300.00    | 2,634.46   | 16,200.00    | 26,200.00    | 13,800.00   | 8,000.00      | 96,134.46  |
| 1956 | 33,600.00    | 3,242.59   | 17,700.00    | 31,300.00    | 14,100.00   | 14,800.00     | 114,742.59 |
| 1957 | 24,500.00    | 9,960.62   | 17,900.00    | 29,300.00    | 15,100.00   | 23,400.00     | 120,160.62 |
| 1958 | 20,000.00    | 9,947.74   | 18,900.00    | 24,400.00    | 11,300.00   | 16,400.00     | 100,947.74 |
| 1959 | 24,900.00    | 2,416.10   | 20,400.00    | 21,200.00    | 14,100.00   | 19,400.00     | 102,416.10 |

(Continuación)

| AÑOS  | COBRE<br>(1) | ORO<br>(2) | PLATA<br>(3) | PLOMO<br>(4) | ZINC<br>(5) | HIERRO<br>(6) | TOTAL        |
|-------|--------------|------------|--------------|--------------|-------------|---------------|--------------|
| 1960  | 94,688.00    | 2,724.95   | 24,140.00    | 21,627.00    | 16,688.00   | 33,192.00     | 193,059.95   |
| 1961  | 105,099.00   | 2,177.58   | 27,556.00    | 22,301.00    | 19,067.00   | 36,364.00     | 212,564.58   |
| 1962  | 92,365.00    | 2,001.72   | 33,021.00    | 16,262.00    | 15,824.00   | 31,784.00     | 191,257.72   |
| 1963  | 87,256.00    | 1,273.15   | 35,789.00    | 16,408.00    | 15,823.00   | 37,145.00     | 193,694.15   |
| 1964  | 103,217.00   | 1,134.12   | 45,250.00    | 32,978.00    | 39,112.00   | 42,526.00     | 264,217.12   |
| 1965  | 124,193.00   | 1,145.75   | 39,053.00    | 37,866.00    | 35,919.00   | 49,745.00     | 287,921.75   |
| 1966  | 186,232.00   | 1,461.78   | 41,778.00    | 34,666.00    | 43,328.00   | 56,303.00     | 363,768.78   |
| 1967  | 198,636.00   | 841.80     | 43,679.00    | 29,158.00    | 38,573.00   | 62,491.00     | 373,378.80   |
| 1968  | 233,794.00   | 1,093.28   | 68,335.00    | 28,866.00    | 35,474.00   | 68,436.00     | 435,998.28   |
| 1969  | 259,404.00   | 1,445.63   | 57,474.00    | 34,540.00    | 38,872.00   | 65,891.00     | 457,626.63   |
| 1970  | 252,000.00   | --         | 29,000.00    | 63,000.00    | 49,000.00   | 72,000.00     | 465,000.00   |
| 1971  | 180,000.00   | --         | 22,000.00    | 49,000.00    | 48,000.00   | 61,000.00     | 360,000.00   |
| 1972  | 193,000.00   | --         | 32,000.00    | 58,000.00    | 70,000.00   | 67,000.00     | 420,000.00   |
| 1973  | 333,000.00   | --         | 38,000.00    | 80,000.00    | 99,000.00   | 66,000.00     | 616,000.00   |
| 1974  | 316,000.00   | 3,000.00   | 60,000.00    | 123,000.00   | 150,000.00  | 75,000.00     | 727,000.00   |
| 1975  | 183,000.00   | --         | 92,000.00    | 99,000.00    | 163,000.00  | 52,000.00     | 589,000.00   |
| 1976  | 236,000.00   | 8,000.00   | 90,000.00    | 107,000.00   | 180,000.00  | 63,000.00     | 684,000.00   |
| 1977  | 385,000.00   | 19,000.00  | 116,000.00   | 140,000.00   | 155,000.00  | 91,000.00     | 906,000.00   |
| 1978  | 425,000.00   | 17,000.00  | 119,000.00   | 164,000.00   | 137,000.00  | 74,000.00     | 936,000.00   |
| 1979  | 693,000.00   | 13,000.00  | 222,000.00   | 330,000.00   | 174,000.00  | 85,000.00     | 1,517,000.00 |
| 1980  | 750,000.00   | 40,000.00  | 315,000.00   | 384,000.00   | 211,000.00  | 95,000.00     | 1,795,000.00 |
| 1981  | 529,000.00   | 74,000.00  | 312,000.00   | 218,000.00   | 267,000.00  | 93,000.00     | 1,493,000.00 |
| 1982  | 460,000.00   | 56,000.00  | 205,000.00   | 215,000.00   | 268,000.00  | 108,000.00    | 1,312,000.00 |
| 1983  | 442,000.00   | 69,000.00  | 391,000.00   | 294,000.00   | 307,000.00  | 75,000.00     | 1,578,000.00 |
| 1984  | 442,000.00   | 67,000.00  | 227,000.00   | 234,000.00   | 340,000.00  | 58,000.00     | 1,368,000.00 |
| 1985  | 476,000.00   | 43,000.00  | 140,000.00   | 202,000.00   | 268,000.00  | 76,000.00     | 1,205,000.00 |
| 1986  | 449,000.00   | 7,000.00   | 107,000.00   | 172,000.00   | 246,000.00  | 60,000.00     | 1,041,000.00 |
| 1987  | 559,000.00   | 1,000.00   | 92,000.00    | 256,000.00   | 250,000.00  | 61,000.00     | 1,219,000.00 |
| 1988  | 613,000.00   | 0.00       | 60,000.00    | 191,000.00   | 281,000.00  | 60,000.00     | 1,207,681.00 |
| 1989  | 759,000.00   | 2,000.00   | 98,000.00    | 204,000.00   | 429,000.00  | 56,000.00     | 1,576,000.00 |
| 1990* | 732,000.00   | 9,000.00   | 79,000.00    | 182,000.00   | 412,000.00  | 57,000.00     | 1,471,000.00 |

\* Preliminar.

FUENTE:

- (1) 1900-1943, EXTRACTO ESTADISTICO DEL PERU, (varios años).  
1944-1950, ANUARIO ESTADISTICO DEL PERU, (varios años).  
1951-1990, Banco Central de Reserva, MEMORIA, (varios años).
- (2) 1919-1943, EXTRACTO ESTADISTICO DEL PERU, (varios años).  
1944, ANUARIO ESTADISTICO DEL PERU, (varios años).  
1945-1990, Banco Central de Reserva, MEMORIA, (varios años).
- (3) 1919-1943, EXTRACTO ESTADISTICO DEL PERU, (varios años).  
1944, ANUARIO ESTADISTICO DEL PERU, (varios años).  
1945-1990, Banco Central de Reserva, MEMORIA, (varios años).
- (4) 1919-1943, EXTRACTO ESTADISTICO DEL PERU, (varios años).  
1944-1950, ANUARIO ESTADISTICO DEL PERU, (varios años).  
1951-1990, Banco Central de Reserva, MEMORIA, (varios años).
- (5) 1919-1943, EXTRACTO ESTADISTICO DEL PERU, (varios años).  
1944-1950, ANUARIO ESTADISTICO DEL PERU, (varios años).  
1951-1990, Banco Central de Reserva, MEMORIA, (varios años).
- (6) 1919-1925, EXTRACTO ESTADISTICO DEL PERU, (varios años).  
1950-1990, Banco Central de Reserva, MEMORIA, (varios años).

Cuadro VI.9

INDICE DE VOLUMEN DE PRODUCCION DE LAS EXPORTACIONES MINERAS: 1900-1990 (1)  
(1979 = 100)

| AÑOS | COBRE<br>(TM) | ORO<br>(GRS) | PLATA<br>(KILOS) | PLOMO<br>(TM) | ZINC<br>(TM) | HIERRO<br>(MILES TM) | INDICE |
|------|---------------|--------------|------------------|---------------|--------------|----------------------|--------|
| 1900 | 3.1           | n.d          | n.d              | n.d           | n.d          | n.d                  | n.d    |
| 1901 | 6.0           | n.d          | n.d              | n.d           | n.d          | n.d                  | n.d    |
| 1902 | 4.9           | n.d          | n.d              | n.d           | n.d          | n.d                  | n.d    |
| 1903 | 4.2           | n.d          | n.d              | n.d           | n.d          | n.d                  | n.d    |
| 1904 | 3.6           | n.d          | n.d              | n.d           | n.d          | n.d                  | n.d    |
| 1905 | 8.3           | n.d          | n.d              | n.d           | n.d          | n.d                  | n.d    |
| 1906 | 7.9           | n.d          | n.d              | n.d           | n.d          | n.d                  | n.d    |
| 1907 | 13.6          | n.d          | n.d              | n.d           | n.d          | n.d                  | n.d    |
| 1908 | 8.5           | n.d          | n.d              | n.d           | n.d          | n.d                  | n.d    |
| 1909 | 6.8           | n.d          | n.d              | n.d           | n.d          | n.d                  | n.d    |
| 1910 | 11.2          | n.d          | n.d              | n.d           | n.d          | n.d                  | n.d    |
| 1911 | 19.8          | n.d          | n.d              | n.d           | n.d          | n.d                  | n.d    |
| 1912 | 9.2           | n.d          | n.d              | n.d           | n.d          | n.d                  | n.d    |
| 1913 | 10.9          | n.d          | n.d              | n.d           | n.d          | n.d                  | n.d    |
| 1914 | 7.8           | n.d          | n.d              | n.d           | n.d          | n.d                  | n.d    |
| 1915 | 10.9          | n.d          | n.d              | n.d           | n.d          | n.d                  | n.d    |
| 1916 | 13.9          | n.d          | n.d              | n.d           | n.d          | n.d                  | n.d    |
| 1917 | 13.3          | n.d          | n.d              | n.d           | n.d          | n.d                  | n.d    |
| 1918 | 12.2          | n.d          | n.d              | n.d           | n.d          | n.d                  | n.d    |
| 1919 | 11.8          | n.d          | 256.6            | 1.5           | n.d          | n.d                  | n.d    |
| 1920 | 9.1           | n.d          | 379.4            | 0.7           | 0.0          | 0.0                  | n.d    |
| 1921 | 9.7           | n.d          | 448.7            | 0.6           | n.d          | n.d                  | n.d    |
| 1922 | 10.4          | 67.3         | 533.2            | 0.5           | n.d          | n.d                  | n.d    |
| 1923 | 12.3          | n.d          | 763.6            | 0.9           | n.d          | n.d                  | n.d    |
| 1924 | 10.0          | n.d          | 859.4            | 1.3           | 0.0          | n.d                  | n.d    |
| 1925 | 10.4          | n.d          | 822.8            | 6.2           | 1.0          | n.d                  | n.d    |
| 1926 | 11.9          | n.d          | n.d              | n.d           | n.d          | n.d                  | n.d    |
| 1927 | 15.2          | n.d          | n.d              | n.d           | n.d          | n.d                  | n.d    |
| 1928 | 16.7          | n.d          | n.d              | n.d           | n.d          | n.d                  | n.d    |
| 1929 | 17.9          | n.d          | n.d              | n.d           | n.d          | n.d                  | n.d    |
| 1930 | 14.5          | 261.4        | 67.5             | 12.1          | 2.1          | n.d                  | n.d    |
| 1931 | 12.9          | 157.7        | 37.5             | 2.2           | 0.0          | n.d                  | n.d    |
| 1932 | 7.1           | 218.6        | 14.8             | 0.8           | 0.0          | n.d                  | n.d    |
| 1933 | 7.2           | 243.3        | 31.9             | 1.2           | 0.0          | n.d                  | n.d    |
| 1934 | 8.4           | 225.9        | 47.6             | 5.8           | 1.2          | n.d                  | n.d    |
| 1935 | 9.9           | 139.3        | 73.3             | 11.4          | 6.2          | n.d                  | n.d    |
| 1936 | 11.1          | 258.1        | 83.6             | 18.8          | 3.8          | n.d                  | n.d    |
| 1937 | 11.8          | 344.2        | 71.4             | 40.8          | 6.9          | n.d                  | n.d    |
| 1938 | 13.7          | 519.3        | 85.8             | 52.2          | 6.0          | n.d                  | n.d    |
| 1939 | 12.0          | 451.0        | 73.9             | 36.5          | 6.8          | n.d                  | n.d    |
| 1940 | 15.5          | 588.1        | 77.8             | 30.7          | 7.5          | n.d                  | n.d    |
| 1941 | 15.4          | 532.6        | 63.1             | 40.3          | 9.5          | n.d                  | n.d    |
| 1942 | 12.4          | 535.5        | 59.2             | 30.6          | 10.1         | n.d                  | n.d    |
| 1943 | 10.7          | 351.4        | 56.1             | 30.9          | 10.5         | n.d                  | n.d    |
| 1944 | 11.8          | 256.4        | 47.8             | 48.2          | 13.1         | n.d                  | n.d    |
| 1945 | 10.6          | 264.9        | 44.4             | 40.4          | 18.2         | n.d                  | n.d    |
| 1946 | 8.7           | 286.7        | 42.9             | 31.4          | 23.3         | n.d                  | n.d    |
| 1947 | 11.2          | 420.5        | 39.2             | 31.7          | 23.6         | n.d                  | n.d    |
| 1948 | 7.7           | 327.6        | 23.7             | 35.7          | 20.3         | n.d                  | n.d    |
| 1949 | 11.5          | 227.1        | 38.7             | 44.9          | 25.8         | n.d                  | n.d    |
| 1950 | 9.6           | 243.7        | 52.2             | 59.2          | 33.4         | 4.3                  | 31.1   |
| 1951 | 9.0           | 249.4        | 57.0             | 52.6          | 23.5         | 6.5                  | 29.1   |
| 1952 | 8.6           | 260.0        | 68.2             | 57.8          | 26.8         | 7.9                  | 32.2   |
| 1953 | 8.5           | 199.0        | 66.0             | 67.7          | 23.1         | 9.4                  | 33.1   |
| 1954 | 9.9           | 153.9        | 80.6             | 68.7          | 26.7         | 19.9                 | 36.8   |
| 1955 | 11.0          | 164.8        | 85.3             | 68.7          | 34.7         | 17.4                 | 38.8   |
| 1956 | 11.7          | 209.4        | 89.3             | 77.5          | 34.1         | 27.8                 | 42.5   |
| 1957 | 13.4          | 594.4        | 88.8             | 76.7          | 34.7         | 37.9                 | 47.0   |
| 1958 | 14.3          | 676.2        | 102.5            | 87.4          | 32.4         | 26.0                 | 51.5   |
| 1959 | 13.0          | 232.5        | 112.9            | 73.8          | 37.1         | 34.3                 | 46.7   |



(Continuación)

| AÑOS   | COBRE<br>(TM) | ORO<br>(GRS) | PLATA<br>(KILOS) | PLOMO<br>(TM) | ZINC<br>(TM) | HIERRO<br>(MILES TM) | INDICE |
|--------|---------------|--------------|------------------|---------------|--------------|----------------------|--------|
| 1960   | 44.6          | 187.7        | 124.7            | 75.5          | 37.4         | 53.2                 | 63.9   |
| 1961   | 52.7          | 149.7        | 139.8            | 91.3          | 48.9         | 57.6                 | 74.5   |
| 1962   | 45.6          | 145.7        | 143.9            | 93.1          | 43.1         | 53.6                 | 71.3   |
| 1963   | 43.3          | 89.5         | 132.8            | 77.2          | 44.3         | 9.9                  | 62.4   |
| 1964   | 47.7          | 80.2         | 155.6            | 106.9         | 65.2         | 63.2                 | 79.5   |
| 1965   | 47.7          | 91.1         | 138.8            | 96.8          | 63.4         | 78.3                 | 75.6   |
| 1966   | 46.7          | 111.1        | 148.6            | 96.7          | 66.9         | 82.8                 | 77.4   |
| 1967   | 52.2          | 53.5         | 129.3            | 96.5          | 71.4         | 92.2                 | 77.6   |
| 1968   | 54.8          | 72.2         | 139.5            | 98.5          | 72.0         | 92.8                 | 80.9   |
| 1969   | 53.2          | 107.3        | 143.9            | 100.1         | 73.6         | 99.6                 | 82.1   |
| 1970   | 57.2          | *n.d         | n.d              | 101.9         | 78.7         | 173.7                | 67.1   |
| 1971   | 51.3          | n.d          | 60.9             | 93.4          | 81.6         | 156.1                | 70.8   |
| 1972   | 58.0          | n.d          | 84.0             | 106.2         | 94.5         | 154.4                | 81.4   |
| 1973   | 51.5          | n.d          | 63.9             | 114.7         | 96.4         | 156.1                | 77.6   |
| 1974   | 48.8          | 42.9         | 57.1             | 95.5          | 100.0        | 170.2                | 72.8   |
| 1975   | 41.4          | n.d          | 87.0             | 91.0          | 84.8         | 87.7                 | 66.1   |
| 1976   | 48.3          | 126.5        | 88.2             | 110.3         | 98.3         | 78.9                 | 75.7   |
| 1977   | 85.1          | 265.3        | 105.5            | 106.4         | 100.0        | 107.0                | 97.2   |
| 1978   | 92.6          | 181.6        | 94.5             | 118.6         | 105.5        | 84.2                 | 100.3  |
| 1979   | 100.0         | 100.0        | 100.0            | 100.0         | 100.0        | 100.0                | 100.0  |
| 1980   | 92.8          | 132.7        | 67.2             | 97.4          | 110.9        | 100.0                | 92.9   |
| 1981   | 85.9          | 320.4        | 117.6            | 93.6          | 113.0        | 93.0                 | 97.8   |
| 1982   | 88.9          | 304.1        | 109.2            | 113.5         | 116.4        | 100.0                | 102.8  |
| 1983   | 77.5          | 334.7        | 137.4            | 122.4         | 123.7        | 75.4                 | 103.4  |
| 1984   | 89.4          | 373.5        | 112.6            | 116.0         | 121.1        | 71.9                 | 103.7  |
| 1985   | 96.3          | 275.5        | 93.7             | 111.5         | 108.8        | 91.2                 | 101.9  |
| 1986   | 92.0          | 40.8         | 80.3             | 87.2          | 113.0        | 73.7                 | 90.2   |
| 1987   | 93.1          | 4.1          | 57.1             | 95.5          | 105.5        | 75.4                 | 88.0   |
| 1988   | 70.6          | 0.0          | 37.4             | 68.6          | 95.3         | 76.6                 | 67.8   |
| 1989   | 78.2          | 12.2         | 72.3             | 109.0         | 108.8        | 63.0                 | 86.0   |
| 1990 * | 79.0          | 53.1         | 66.8             | 98.7          | 123.9        | 68.1                 | 85.4   |

NOTAS:

\* Preliminar

(1) El índice se calculó ponderando los volúmenes de producción con los valores de producción a precios de comprador.

FUENTE: Cuadro VI-7.

ELABORACION: Propia.

Cuadro VI.10

INDICE DE VOLUMENES DE PRODUCCION DE LAS PRINCIPALES EXPORTACIONES: 1900-1990 (1)  
(1979 = 100)

| AÑOS | AZUCAR<br>(TM) | ALGODON<br>(TM) | CAFE<br>(TM) | HARINA<br>DE PESCADO<br>(TM) | PETROLEO Y<br>DERIVADOS<br>(MLS BLS) | INDICE |
|------|----------------|-----------------|--------------|------------------------------|--------------------------------------|--------|
| 1900 | 62.1           | 36.3            | 2.1          | n.d                          | 0.1                                  | n.d    |
| 1901 | 63.4           | 40.1            | 2.2          | n.d                          | 0.1                                  | n.d    |
| 1902 | 64.9           | 33.5            | 2.4          | n.d                          | 0.2                                  | n.d    |
| 1903 | 70.6           | 38.3            | 1.9          | n.d                          | 0.5                                  | n.d    |
| 1904 | 73.0           | 37.7            | 1.5          | n.d                          | 0.5                                  | n.d    |
| 1905 | 74.2           | 42.9            | 1.5          | n.d                          | 0.4                                  | n.d    |
| 1906 | 75.6           | 52.3            | 0.9          | n.d                          | 0.7                                  | n.d    |
| 1907 | 61.2           | 61.8            | 1.2          | n.d                          | 1.3                                  | n.d    |
| 1908 | 69.1           | 80.2            | 1.1          | n.d                          | 2.0                                  | n.d    |
| 1909 | 69.3           | 106.7           | 0.5          | n.d                          | 4.2                                  | n.d    |
| 1910 | 68.0           | 70.7            | 0.6          | n.d                          | 4.5                                  | n.d    |
| 1911 | 69.3           | 79.6            | 1.1          | n.d                          | 6.4                                  | n.d    |
| 1912 | 82.5           | 96.3            | 0.4          | n.d                          | 9.6                                  | n.d    |
| 1913 | 79.0           | 119.8           | 0.8          | n.d                          | 10.1                                 | n.d    |
| 1914 | 97.7           | 114.7           | 0.5          | n.d                          | 10.4                                 | n.d    |
| 1915 | 121.8          | 105.8           | 0.9          | n.d                          | 12.8                                 | n.d    |
| 1916 | 132.2          | 121.3           | 0.2          | n.d                          | 13.7                                 | n.d    |
| 1917 | 117.3          | 87.0            | 0.1          | n.d                          | 13.7                                 | n.d    |
| 1918 | 109.5          | 107.8           | 0.1          | n.d                          | 15.2                                 | n.d    |
| 1919 | 150.5          | 185.9           | 0.2          | n.d                          | 15.1                                 | n.d    |
| 1920 | 138.3          | 174.2           | 0.0          | n.d                          | 13.9                                 | n.d    |
| 1921 | 132.4          | 182.5           | 0.0          | n.d                          | 17.5                                 | n.d    |
| 1922 | 151.8          | 200.1           | 0.2          | n.d                          | 17.2                                 | n.d    |
| 1923 | 156.3          | 217.5           | 0.0          | n.d                          | 17.4                                 | n.d    |
| 1924 | 146.9          | 201.5           | 0.1          | n.d                          | 24.6                                 | n.d    |
| 1925 | 115.1          | 209.0           | 0.4          | n.d                          | 29.6                                 | n.d    |
| 1926 | 183.1          | 251.6           | 0.6          | n.d                          | 35.6                                 | n.d    |
| 1927 | 166.2          | 286.1           | 1.0          | n.d                          | 34.1                                 | n.d    |
| 1928 | 169.2          | 233.1           | 1.4          | n.d                          | 37.1                                 | n.d    |
| 1929 | 201.0          | 227.7           | 1.1          | n.d                          | 45.3                                 | n.d    |
| 1930 | 187.4          | 273.6           | 1.0          | n.d                          | 41.7                                 | n.d    |
| 1931 | 182.6          | 234.9           | 3.0          | n.d                          | 34.4                                 | n.d    |
| 1932 | 179.8          | 231.7           | 3.5          | n.d                          | 33.7                                 | n.d    |
| 1933 | 202.8          | 274.9           | 2.7          | n.d                          | 44.6                                 | n.d    |
| 1934 | 177.0          | 337.1           | 5.9          | n.d                          | 56.2                                 | n.d    |
| 1935 | 186.7          | 387.3           | 4.7          | n.d                          | 58.0                                 | n.d    |
| 1936 | 187.9          | 402.5           | 4.5          | n.d                          | 59.9                                 | n.d    |
| 1937 | 181.5          | 404.5           | 4.2          | n.d                          | 56.8                                 | n.d    |
| 1938 | 143.9          | 348.5           | 3.5          | n.d                          | 47.1                                 | n.d    |
| 1939 | 153.0          | 386.7           | 4.8          | n.d                          | 34.4                                 | n.d    |
| 1940 | 171.0          | 257.3           | 2.2          | n.d                          | 31.9                                 | n.d    |
| 1941 | 211.2          | 414.5           | 4.5          | n.d                          | 34.2                                 | n.d    |
| 1942 | 171.3          | 168.7           | 0.6          | n.d                          | 40.3                                 | n.d    |
| 1943 | 99.8           | 178.8           | 1.0          | n.d                          | 42.5                                 | n.d    |
| 1944 | 182.2          | 132.3           | 2.8          | n.d                          | 36.2                                 | n.d    |
| 1945 | 183.1          | 298.8           | 3.6          | n.d                          | 33.7                                 | n.d    |
| 1946 | 150.1          | 603.5           | 1.3          | n.d                          | 33.4                                 | n.d    |
| 1947 | 163.8          | 282.4           | 1.2          | n.d                          | 32.8                                 | n.d    |
| 1948 | 204.1          | 260.0           | 0.0          | n.d                          | 31.0                                 | n.d    |
| 1949 | 158.1          | 286.0           | 1.3          | n.d                          | 29.1                                 | n.d    |
| 1950 | 160.7          | 368.7           | 1.5          | 3.3                          | 28.4                                 | 35.0   |
| 1951 | 150.1          | 309.7           | 3.2          | 3.6                          | 28.5                                 | 32.8   |
| 1952 | 162.1          | 417.2           | 3.7          | 4.6                          | 26.6                                 | 36.7   |
| 1953 | 234.5          | 439.3           | 6.8          | 4.2                          | 20.0                                 | 36.6   |
| 1954 | 253.2          | 426.3           | 6.8          | 6.2                          | 21.5                                 | 37.8   |
| 1955 | 275.0          | 437.7           | 9.8          | 7.2                          | 25.0                                 | 41.5   |
| 1956 | 236.9          | 553.1           | 10.2         | 9.3                          | 28.1                                 | 47.2   |
| 1957 | 274.5          | 383.9           | 16.0         | 14.9                         | 28.7                                 | 44.2   |
| 1958 | 227.2          | 548.2           | 24.9         | 20.9                         | 19.4                                 | 47.5   |
| 1959 | 241.7          | 565.3           | 28.6         | 51.5                         | 18.0                                 | 54.9   |

(Continuación)

| AÑOS   | AZUCAR<br>(TM) | ALGODON<br>(TM) | CAFE<br>(TM) | HARINA<br>DE PESCADO<br>(TM) | PETROLEO Y<br>DERIVADOS<br>(MLS BLS) | INDICE |
|--------|----------------|-----------------|--------------|------------------------------|--------------------------------------|--------|
| 1960   | 305.8          | 517.4           | 38.0         | 87.6                         | 21.7                                 | 66.0   |
| 1961   | 340.2          | 547.1           | 49.0         | 129.4                        | 18.9                                 | 77.5   |
| 1962   | 314.0          | 659.2           | 53.9         | 185.6                        | 17.2                                 | 93.0   |
| 1963   | 353.0          | 635.1           | 57.7         | 182.6                        | 14.0                                 | 91.6   |
| 1964   | 235.0          | 573.0           | 60.8         | 238.3                        | 13.8                                 | 97.9   |
| 1965   | 202.2          | 590.5           | 49.8         | 240.7                        | 13.0                                 | 95.6   |
| 1966   | 237.8          | 568.7           | 51.0         | 216.4                        | 10.3                                 | 89.4   |
| 1967   | 262.5          | 352.5           | 59.8         | 275.9                        | 13.0                                 | 97.1   |
| 1968   | 258.1          | 349.1           | 75.4         | 365.9                        | 16.2                                 | 120.2  |
| 1969   | 175.6          | 443.1           | 61.7         | 287.2                        | 9.1                                  | 98.9   |
| 1970   | 223.0          | 335.2           | 65.6         | 285.1                        | 11.0                                 | 97.3   |
| 1971   | 237.1          | 254.3           | 60.8         | 266.4                        | 5.7                                  | 86.8   |
| 1972   | 266.0          | 251.4           | 76.7         | 232.0                        | 8.1                                  | 84.8   |
| 1973   | 225.1          | 240.5           | 87.5         | 53.0                         | 11.0                                 | 49.8   |
| 1974   | 255.6          | 230.7           | 38.9         | 95.7                         | 9.3                                  | 48.6   |
| 1975   | 233.3          | 182.8           | 60.7         | 118.9                        | 17.3                                 | 59.4   |
| 1976   | 157.1          | 196.9           | 67.6         | 90.1                         | 20.1                                 | 54.8   |
| 1977   | 227.8          | 107.1           | 64.1         | 66.4                         | 17.4                                 | 46.1   |
| 1978   | 147.1          | 90.9            | 77.0         | 73.5                         | 58.4                                 | 69.0   |
| 1979   | 100.0          | 100.0           | 100.0        | 100.0                        | 100.0                                | 100.0  |
| 1980   | 29.3           | 161.8           | 63.3         | 63.5                         | 95.0                                 | 83.1   |
| 1981   | 0.0            | 157.8           | 66.2         | 47.9                         | 84.4                                 | 73.9   |
| 1982   | 32.6           | 296.5           | 61.9         | 93.8                         | 96.7                                 | 95.4   |
| 1983   | 49.2           | 154.4           | 79.2         | 31.2                         | 87.0                                 | 75.5   |
| 1984   | 64.2           | 56.7            | 74.9         | 61.0                         | 99.7                                 | 84.1   |
| 1985   | 35.4           | 143.8           | 86.4         | 77.3                         | 115.0                                | 100.5  |
| 1986   | 30.4           | 109.2           | 108.0        | 109.0                        | 91.6                                 | 97.5   |
| 1987   | 18.3           | 43.5            | 100.8        | 111.4                        | 75.5                                 | 85.1   |
| 1988   | 19.9           | 50.2            | 70.5         | 123.6                        | 65.8                                 | 76.8   |
| 1989   | 23.8           | 175.1           | 123.8        | 167.9                        | 64.5                                 | 100.9  |
| 1990 * | 42.6           | 103.7           | 123.8        | 167.1                        | 65.8                                 | 99.1   |

NOTAS:

\* Preliminar.

(1) El índice fue calculado ponderando los volúmenes de producción con los valores a precios de comprador.

FUENTE: Cuadros VI-1 y VI-5.

ELABORACION: Propia.

Cuadro VI. 11

**VALOR EXPORTADO POR PAISES INDUSTRIALIZADOS: 1900-1990**  
(MILLONES DE DOLARES)

| AÑOS | ALEMANIA<br>(1) | G.BRETAÑA<br>(1) | FRANCIA<br>(2) | E.E.U.U.<br>(1) | ESPAÑA<br>(2) | TOTAL  |
|------|-----------------|------------------|----------------|-----------------|---------------|--------|
| 1900 | 1.05            | 4.26             | 0.25           | 1.94            | 0.01          | 7.50   |
| 1901 | 0.86            | 4.74             | 0.36           | 1.18            | 0.09          | 7.22   |
| 1902 | 0.62            | 3.16             | 0.42           | 1.44            | 0.03          | 5.66   |
| 1903 | 0.67            | 3.15             | 0.21           | 1.01            | 0.07          | 5.10   |
| 1904 | 0.70            | 4.11             | 0.62           | 0.78            | 0.04          | 6.24   |
| 1905 | 0.82            | 6.13             | 0.76           | 1.09            | 0.04          | 8.83   |
| 1906 | 1.04            | 4.80             | 0.98           | 1.29            | 0.04          | 8.14   |
| 1907 | 0.75            | 4.97             | 0.94           | 2.79            | 0.12          | 9.57   |
| 1908 | 0.82            | 4.80             | 0.61           | 2.64            | 0.06          | 8.92   |
| 1909 | 0.72            | 5.51             | 1.11           | 3.08            | 0.09          | 10.52  |
| 1910 | 0.74            | 5.17             | 1.58           | 4.17            | 0.15          | 11.81  |
| 1911 | 1.23            | 5.11             | 0.83           | 4.34            | 0.13          | 11.64  |
| 1912 | 1.35            | 6.65             | 1.15           | 7.39            | 0.01          | 16.55  |
| 1913 | 1.28            | 7.13             | 0.68           | 6.36            | 0.04          | 15.49  |
| 1914 | 0.69            | 6.86             | 0.32           | 6.39            | 0.01          | 14.27  |
| 1915 | n.d             | 8.31             | 0.19           | 14.66           | 0.73          | n.d    |
| 1916 | n.d             | 6.01             | 0.20           | 21.10           | 0.02          | n.d    |
| 1917 | n.d             | 7.32             | 0.17           | 2.11            | 0.00          | n.d    |
| 1918 | n.d             | 11.21            | 0.02           | 16.46           | 0.01          | n.d    |
| 1919 | 0.10            | 16.78            | 0.76           | 24.85           | 0.03          | 42.53  |
| 1920 | 0.03            | 25.83            | 1.71           | 3.31            | 0.05          | 30.93  |
| 1921 | 0.23            | 14.09            | 0.12           | 15.87           | 0.01          | 30.31  |
| 1922 | 0.92            | 15.51            | 0.46           | 15.49           | 0.01          | 32.38  |
| 1923 | 1.68            | 18.45            | 0.18           | 22.08           | 0.03          | 42.43  |
| 1924 | 1.37            | 22.78            | 0.37           | 20.24           | 0.07          | 44.82  |
| 1925 | 0.87            | 17.58            | 0.28           | 17.99           | 0.00          | 36.72  |
| 1926 | 0.99            | 17.48            | 0.71           | 21.44           | 0.02          | 40.64  |
| 1927 | 4.13            | 22.46            | 1.24           | 21.91           | 0.00          | 49.74  |
| 1928 | 6.22            | 18.34            | 0.66           | 21.89           | 0.00          | 47.11  |
| 1929 | 5.10            | 15.35            | 1.05           | 27.89           | 0.11          | 49.51  |
| 1930 | 4.69            | 11.49            | 1.20           | 24.37           | 0.48          | 42.24  |
| 1931 | 4.77            | 11.80            | 0.76           | 20.04           | 0.06          | 37.43  |
| 1932 | 2.74            | 13.73            | 1.68           | 6.60            | 0.01          | 24.75  |
| 1933 | 3.53            | 17.54            | 2.37           | 7.59            | 0.02          | 31.05  |
| 1934 | 7.77            | 23.79            | 6.64           | 10.00           | 0.03          | 48.24  |
| 1935 | 8.34            | 15.69            | 6.69           | 15.39           | 0.07          | 46.18  |
| 1936 | 10.12           | 18.86            | 8.58           | 16.12           | 0.03          | 53.72  |
| 1937 | 12.61           | 21.01            | 6.73           | 20.46           | n.d           | 60.81  |
| 1938 | 8.07            | 15.30            | 4.88           | 20.52           | n.d           | 48.78  |
| 1939 | 4.28            | 14.04            | 4.00           | 21.74           | 0.00          | 44.06  |
| 1940 | 0.02            | 7.96             | 1.52           | 28.21           | 0.00          | 37.72  |
| 1941 | n.d             | 1.83             | n.d            | 32.96           | 0.00          | n.d    |
| 1942 | n.d             | 4.35             | n.d            | 30.57           | 0.01          | n.d    |
| 1943 | n.d             | 6.60             | n.d            | 30.09           | 0.01          | n.d    |
| 1944 | n.d             | 2.95             | 0.00           | 30.70           | 0.35          | n.d    |
| 1945 | --              | 6.39             | 0.64           | 35.23           | 0.41          | 42.67  |
| 1946 | 0.00            | 12.71            | 5.12           | 38.42           | 0.02          | 56.26  |
| 1947 | 0.01            | 13.28            | 5.12           | 45.15           | 0.01          | 63.57  |
| 1948 | 0.54            | 26.24            | 2.61           | 40.00           | 0.01          | 69.40  |
| 1949 | 4.41            | 48.93            | 6.16           | 93.49           | 0.00          | 152.99 |
| 1950 | 3.86            | 32.13            | 2.40           | 49.04           | 0.40          | 87.82  |
| 1951 | 7.14            | 60.10            | 8.65           | 58.58           | 0.01          | 134.50 |
| 1952 | 5.52            | 19.54            | 20.98          | 66.29           | 0.05          | 112.38 |
| 1953 | 9.62            | 20.69            | 8.96           | 84.35           | 0.25          | 123.87 |
| 1954 | 11.18           | 34.44            | 5.90           | 86.52           | 0.16          | 138.20 |
| 1955 | 18.52           | 27.32            | 7.10           | 96.65           | 0.01          | 149.61 |
| 1956 | 15.80           | 35.12            | 6.59           | 113.47          | 0.01          | 171.00 |
| 1957 | 19.44           | 33.24            | 7.84           | 114.98          | 0.04          | 175.54 |
| 1958 | 17.98           | 26.49            | 7.21           | 110.66          | 0.16          | 162.50 |
| 1959 | 26.82           | 30.45            | 5.40           | 97.80           | 0.01          | 160.48 |

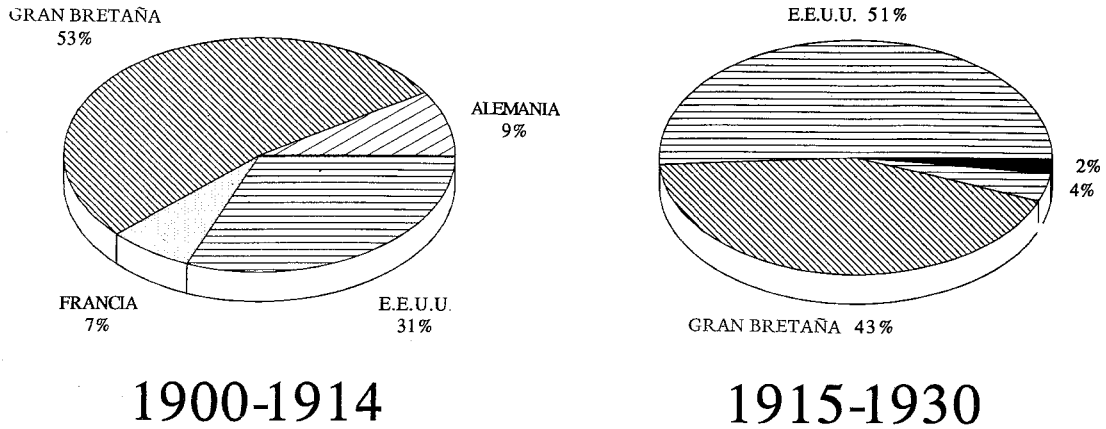
(Continuación)

| AÑOS | ALEMANIA<br>(1) | G.BRETAÑA<br>(1) | FRANCIA<br>(2) | E.E.U.U.<br>(1) | ESPAÑA<br>(2) | TOTAL   |
|------|-----------------|------------------|----------------|-----------------|---------------|---------|
| 1960 | 43.49           | 33.65            | 7.95           | 156.16          | 0.61          | 241.86  |
| 1961 | 41.86           | 43.78            | 9.88           | 177.31          | 1.09          | 273.92  |
| 1962 | 59.33           | 52.47            | 14.35          | 186.36          | 3.06          | 315.57  |
| 1963 | 57.96           | 49.41            | 13.26          | 189.14          | 6.22          | 315.99  |
| 1964 | 81.06           | 50.08            | 18.24          | 206.55          | 5.62          | 361.55  |
| 1965 | 83.73           | 38.72            | 14.70          | 224.72          | 9.54          | 371.41  |
| 1966 | 84.31           | 21.82            | 13.92          | 323.10          | 15.51         | 458.67  |
| 1967 | 86.01           | 17.45            | 15.15          | 328.54          | 13.73         | 460.88  |
| 1968 | 91.72           | 19.94            | 10.73          | 340.22          | 16.75         | 479.36  |
| 1969 | 104.70          | 27.08            | 14.19          | 298.72          | 19.24         | 463.92  |
| 1970 | 157.20          | 26.30            | 19.00          | 347.60          | 24.20         | 574.30  |
| 1971 | 137.40          | 26.40            | 14.10          | 256.90          | 15.10         | 449.90  |
| 1972 | 106.00          | 25.00            | 19.20          | 313.40          | 15.40         | 479.00  |
| 1973 | 79.80           | 30.70            | 22.10          | 368.60          | 20.30         | 521.50  |
| 1974 | 119.20          | 42.10            | 37.60          | 550.20          | 21.20         | 770.30  |
| 1975 | 83.00           | 43.50            | 26.90          | 317.60          | 9.70          | 480.70  |
| 1976 | 92.40           | 78.70            | 22.20          | 336.00          | 13.60         | 542.90  |
| 1977 | 71.00           | 63.30            | 37.30          | 499.40          | 25.30         | 696.30  |
| 1978 | 83.70           | 50.30            | 16.70          | 682.30          | 7.60          | 840.60  |
| 1979 | 165.20          | 129.00           | 53.40          | 1222.80         | 21.10         | 1591.50 |
| 1980 | 259.90          | 147.10           | 42.80          | 1221.59         | 24.00         | 1700.60 |
| 1981 | 127.20          | 99.40            | 40.30          | 877.35          | 14.70         | 1161.10 |
| 1982 | 84.70           | 136.50           | 52.90          | 1044.48         | 14.20         | 1336.60 |
| 1983 | 79.60           | 152.20           | 35.50          | 924.99          | 18.00         | 1259.00 |
| 1984 | 90.00           | 120.80           | 49.00          | 1051.65         | 16.20         | 1468.10 |
| 1985 | 145.20          | 127.83           | 40.30          | 946.99          | 11.90         | 1382.20 |
| 1986 | 130.11          | 98.93            | 26.50          | 631.57          | 21.60         | 999.40  |
| 1987 | 111.24          | 113.49           | 26.00          | 633.01          | 21.60         | 935.70  |
| 1988 | 129.03          | 235.82           | n.d.           | 579.13          | n.d.          | n.d.    |
| 1989 | 103.44          | 27.32            | n.d.           | 627.24          | n.d.          | n.d.    |
| 1990 | 80.39           | 32.36            | n.d.           | 438.19          | n.d.          | n.d.    |

FUENTE:

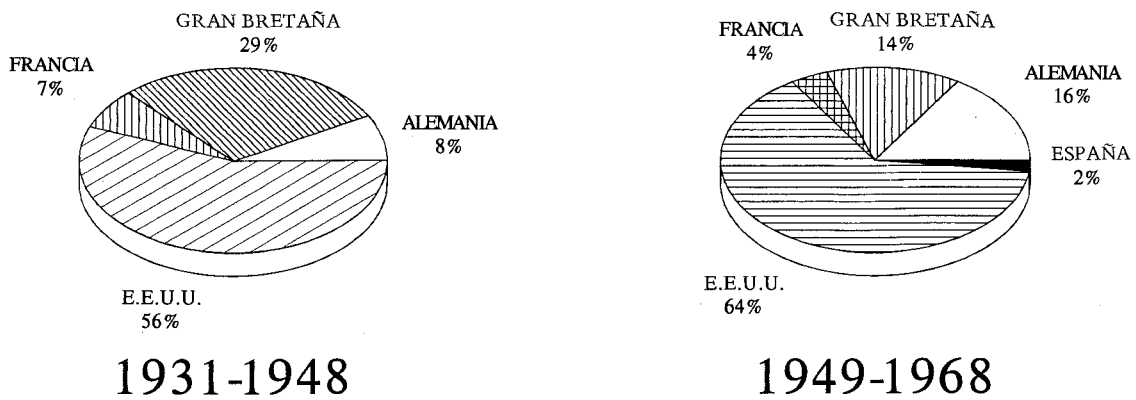
- (1) 1900-1943, EXTRACTO ESTADISTICO DEL PERU, (varios años).  
1944-1969, ANUARIO ESTADISTICO DEL PERU, (varios años).  
1970-1979, Banco Central de Reserva, MEMORIA, (varios años).  
1980-1990, Instituto Nacional de Estadística e Informática, PERU: COMPENDIO ESTADISTICO 1990-91.
- (2) 1900-1943, EXTRACTO ESTADISTICO DEL PERU, (varios años).  
1944-1969, ANUARIO ESTADISTICO DEL PERU, (varios años).  
1970-1987, Banco Central de Reserva, MEMORIA, (varios años).

**GRAFICO VI.1**  
**EXPORTACIONES POR PAIS DE DESTINO**  
**PERU: 1900-1930**  
 (participación porcentual)




PAISES INDUSTRIALIZADOS

**GRAFICO VI.2**  
**EXPORTACIONES POR PAIS DE DESTINO**  
**PERU: 1931-1968**  
 (participación porcentual)




PAISES INDUSTRIALIZADOS

**GRAFICO VI.3**  
**EXPORTACIONES POR PAIS DE DESTINO**  
**PERU: 1969-1987**  
**(participación porcentual)**




PAISES INDUSTRIALIZADOS

**GRAFICO VI.4**  
**EXPORTACIONES POR PAIS DE DESTINO**  
**PERU: 1900-1930**  
**(participación porcentual)**



PAISES LATINOAMERICANOS

**GRAFICO VI.5**  
**EXPORTACIONES POR PAIS DE DESTINO**  
**PERU: 1931-1968**  
**(participación porcentual)**



PAISES LATINOAMERICANOS



Cuadro VI. 12

VALOR EXPORTADO POR PAISES LATINOAMERICANOS: 1900-1990  
(MILLONES DE DOLARES)

| AÑOS | BRASIL | COLOMBIA * | CHILE | ECUADOR | ARGENTINA | TOTAL |
|------|--------|------------|-------|---------|-----------|-------|
| 1900 | 0.00   | 0.09       | 1.24  | 0.09    | 0.00      | 1.42  |
| 1901 | 0.00   | 0.12       | 1.14  | 0.14    | 0.04      | 1.44  |
| 1902 | 0.14   | 0.14       | 1.21  | 0.09    | 0.00      | 1.59  |
| 1903 | 0.00   | 0.03       | 1.11  | 0.08    | 0.00      | 1.22  |
| 1904 | 0.20   | 0.03       | 0.87  | 0.09    | 0.00      | 1.19  |
| 1905 | 0.13   | 0.02       | 1.65  | 0.09    | 0.00      | 1.88  |
| 1906 | 0.02   | 0.01       | 1.95  | 0.06    | 0.07      | 2.11  |
| 1907 | 0.00   | 0.00       | 1.12  | 0.05    | 0.01      | 1.19  |
| 1908 | 0.01   | 0.05       | 1.41  | 0.15    | 0.02      | 1.65  |
| 1909 | 0.01   | 0.01       | 1.76  | 0.04    | 0.02      | 1.82  |
| 1910 | 0.02   | 0.03       | 1.84  | 0.03    | 0.00      | 1.91  |
| 1911 | 0.00   | 0.03       | 2.57  | 0.10    | 0.02      | 2.73  |
| 1912 | 0.01   | 0.02       | 2.18  | 0.06    | 0.00      | 2.27  |
| 1913 | 0.02   | 0.01       | 2.52  | 0.10    | 0.00      | 2.66  |
| 1914 | 0.00   | 0.02       | 2.69  | 0.15    | 0.06      | 2.92  |
| 1915 | 0.28   | 0.02       | 6.64  | 0.14    | 0.00      | 7.07  |
| 1916 | 0.26   | 0.01       | 3.59  | 0.06    | 0.15      | 4.07  |
| 1917 | 0.29   | 0.04       | 4.71  | 0.14    | 0.21      | 5.39  |
| 1918 | 0.20   | 0.02       | 4.47  | 0.12    | 1.02      | 5.83  |
| 1919 | 0.22   | 0.03       | 6.60  | 0.11    | 1.21      | 8.17  |
| 1920 | 0.15   | 0.00       | 7.26  | 0.17    | 0.00      | 7.59  |
| 1921 | 0.00   | 0.02       | 5.11  | 0.16    | 1.95      | 7.23  |
| 1922 | 0.07   | 0.03       | 4.25  | 0.21    | 2.57      | 7.12  |
| 1923 | 0.02   | 0.02       | 5.33  | 0.21    | 2.03      | 7.63  |
| 1924 | 0.18   | 0.02       | 6.02  | 0.23    | 4.20      | 10.66 |
| 1925 | 0.03   | 0.02       | 4.32  | 0.22    | 3.98      | 8.58  |
| 1926 | 0.01   | 0.07       | 5.08  | 0.18    | 6.89      | 12.22 |
| 1927 | 3.23   | 0.24       | 6.43  | 0.13    | 8.70      | 18.73 |
| 1928 | 2.91   | 0.44       | 6.82  | 0.13    | 8.61      | 18.91 |
| 1929 | 5.09   | 0.75       | 7.06  | 0.17    | 6.19      | 19.26 |
| 1930 | 1.92   | 0.13       | 4.34  | 0.12    | 5.05      | 11.56 |
| 1931 | 1.57   | 0.17       | 3.87  | 0.05    | 3.34      | 8.99  |
| 1932 | 0.97   | 0.13       | 2.68  | 0.02    | 1.65      | 5.45  |
| 1933 | 1.86   | 0.00       | 3.03  | 0.06    | 1.30      | 6.24  |
| 1934 | 2.03   | 0.00       | 3.64  | 0.46    | 1.79      | 7.93  |
| 1935 | 1.38   | 0.04       | 3.95  | 0.08    | 2.74      | 8.19  |
| 1936 | 1.96   | 0.06       | 4.34  | 0.19    | 0.59      | 7.14  |
| 1937 | 0.77   | 0.05       | 5.58  | 0.15    | 4.68      | 11.22 |
| 1938 | 1.48   | 0.06       | 4.63  | 0.11    | 5.96      | 12.23 |
| 1939 | 3.43   | 0.08       | 5.63  | 0.21    | 4.15      | 13.50 |
| 1940 | 2.82   | 1.03       | 6.67  | 0.07    | 3.30      | 13.88 |
| 1941 | 2.55   | 1.69       | 8.81  | 0.17    | 4.12      | 17.33 |
| 1942 | 0.33   | 2.30       | 20.42 | 0.54    | 0.67      | 24.27 |
| 1943 | 1.11   | 0.94       | 15.85 | 0.50    | 1.17      | 19.57 |
| 1944 | 1.31   | 2.67       | 19.91 | 2.19    | 2.39      | 28.47 |
| 1945 | 0.84   | 3.09       | 19.97 | 0.09    | 3.36      | 27.34 |
| 1946 | 1.32   | 6.84       | 29.19 | 1.46    | 4.53      | 43.35 |
| 1947 | 0.65   | 7.03       | 30.25 | 3.36    | 3.62      | 44.91 |
| 1948 | 0.39   | 9.57       | 30.79 | 1.41    | 6.69      | 48.84 |
| 1949 | 2.47   | 11.63      | 55.97 | 2.26    | 9.69      | 82.02 |
| 1950 | 0.51   | 5.96       | 27.37 | 1.13    | 9.13      | 44.11 |
| 1951 | 3.08   | 5.47       | 19.06 | 1.52    | 13.94     | 43.08 |
| 1952 | 0.50   | 5.11       | 41.79 | 2.14    | 10.70     | 60.24 |
| 1953 | 0.25   | 0.74       | 30.03 | 2.55    | 6.60      | 40.18 |
| 1954 | 0.58   | 2.97       | 25.76 | 2.26    | 5.94      | 37.51 |
| 1955 | 0.61   | 3.09       | 35.95 | 3.87    | 4.80      | 48.32 |
| 1956 | 1.91   | 5.86       | 27.05 | 3.83    | 5.24      | 43.90 |
| 1957 | 2.47   | 1.07       | 36.13 | 4.76    | 6.47      | 50.90 |
| 1958 | 1.54   | 1.06       | 21.32 | 2.70    | 2.61      | 29.24 |
| 1959 | 1.42   | 1.39       | 29.58 | 2.81    | 9.97      | 45.18 |

(Continuación)

| AÑOS | BRASIL | COLOMBIA * | CHILE | ECUADOR | ARGENTINA | TOTAL  |
|------|--------|------------|-------|---------|-----------|--------|
| 1960 | 2.11   | 0.77       | 16.49 | 3.13    | 9.45      | 31.94  |
| 1961 | 3.82   | 0.95       | 14.36 | 1.91    | 8.15      | 29.20  |
| 1962 | 11.07  | 1.00       | 23.67 | 1.53    | 8.26      | 45.52  |
| 1963 | 9.90   | 1.74       | 24.77 | 1.59    | 6.27      | 44.26  |
| 1964 | 10.16  | 2.84       | 28.94 | 1.77    | 14.20     | 57.92  |
| 1965 | 5.28   | 4.32       | 17.42 | 1.37    | 19.64     | 48.03  |
| 1966 | 5.27   | 8.15       | 15.01 | 1.05    | 13.65     | 43.13  |
| 1967 | 5.07   | 3.65       | 8.23  | 1.24    | 8.80      | 26.98  |
| 1968 | 5.31   | 5.28       | 8.69  | 2.09    | 12.57     | 33.93  |
| 1969 | 6.37   | 7.50       | 9.53  | 2.49    | 15.31     | 41.20  |
| 1970 | 8.30   | 9.50       | 6.70  | 2.90    | 13.90     | 41.30  |
| 1971 | 11.30  | 9.40       | 5.70  | 4.20    | 21.10     | 51.70  |
| 1972 | 13.80  | 8.50       | 12.90 | 4.30    | 14.80     | 54.30  |
| 1973 | 16.60  | 12.00      | 13.90 | 6.60    | 17.10     | 66.20  |
| 1974 | 23.50  | 21.10      | 20.50 | 12.00   | 50.60     | 127.70 |
| 1975 | 37.50  | 16.80      | 87.50 | 10.70   | 36.90     | 189.40 |
| 1976 | 55.90  | 12.00      | 18.60 | 17.20   | 21.40     | 125.10 |
| 1977 | 63.40  | 18.60      | 37.30 | 21.70   | 21.20     | 162.20 |
| 1978 | 56.30  | 38.70      | 29.90 | 38.30   | 17.40     | 180.60 |
| 1979 | 110.70 | 69.60      | 64.80 | 107.10  | 55.10     | 407.30 |
| 1980 | 117.20 | 81.90      | 57.83 | 92.24   | 50.53     | 399.71 |
| 1981 | 44.10  | 131.90     | 67.64 | 29.69   | 19.28     | 292.61 |
| 1982 | 63.70  | 123.90     | 34.03 | 42.66   | 22.15     | 286.43 |
| 1983 | 51.80  | 43.95      | 39.35 | 28.36   | 29.90     | 193.35 |
| 1984 | 44.60  | 84.03      | 49.98 | 29.12   | 31.96     | 239.69 |
| 1985 | 52.70  | 92.23      | 52.40 | 101.78  | 35.45     | 334.55 |
| 1986 | 61.72  | 70.44      | 57.61 | 27.41   | 51.67     | 268.85 |
| 1987 | 85.57  | 66.12      | 30.11 | 24.57   | 42.25     | 248.62 |
| 1988 | 61.29  | 54.71      | 26.69 | 18.09   | 13.71     | 174.48 |
| 1989 | 86.56  | 54.32      | 45.23 | 21.98   | 13.64     | 221.73 |
| 1990 | 46.38  | 23.62      | 21.49 | 8.95    | 6.55      | 106.98 |

NOTA:

(\*) Antes de 1904 comprende a Panamá.

FUENTE:

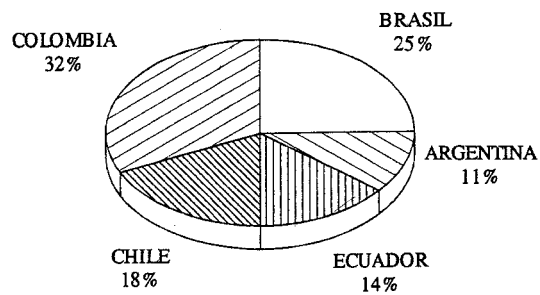
1900-1943, EXTRACTO ESTADISTICO DEL PERU, (varios años).

1944-1969, ANUARIO ESTADISTICO DEL PERU, (varios años).

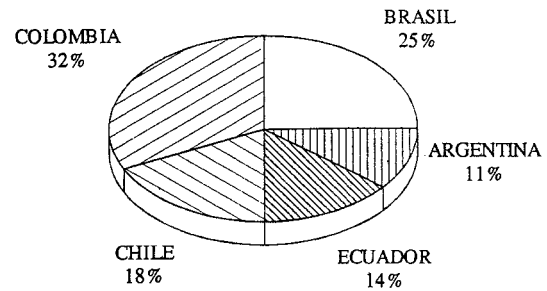
1970-1979, Banco Central de Reserva, MEMORIA, (varios años).

1980-1990, Instituto Nacional de Estadística e Informática, PERÚ: COMPENDIO ESTADISTICO 1990-91.

**GRAFICO VI.6**  
**EXPORTACIONES POR PAIS DE DESTINO**  
**PERU: 1969-1990**  
**(participación porcentual)**



**1969-1980**



**1981-1990**

**PAISES LATINOAMERICANOS**

Cuadro VI. 13

**IMPORTACIONES FOB POR USO O DESTINO ECONOMICO: 1919-1990 (1)**  
(MILLONES DE DOLARES)

| AÑOS  | BIENES DE CONSUMO |              |            | MAT.PRIM.Y PRODUCTOS INTERMEDIOS |                  |               |            | BIENES DE CAPITAL |                |               |            |                 | DIVERSOS Y AJUSTES | TOTAL    |
|-------|-------------------|--------------|------------|----------------------------------|------------------|---------------|------------|-------------------|----------------|---------------|------------|-----------------|--------------------|----------|
|       | TO-TAL            | NO DURA-DERO | DURA-DEROS | TOTAL                            | COMBUS. Y CONEX. | AGRI-CUL-TURA | INDUS-TRIA | TOTAL             | MAT. DE CONST. | AGRI-CUL-TURA | INDUS-TRIA | EQU. DE TRANSP. |                    |          |
| 1919  | 8.47              | n.d          | n.d        | 6.96                             | n.d              | n.d           | n.d        | 8.83              | n.d            | n.d           | n.d        | n.d             | n.d                | 24.26    |
| 1920  | 18.81             | n.d          | n.d        | 10.55                            | n.d              | n.d           | n.d        | 8.03              | n.d            | n.d           | n.d        | n.d             | n.d                | 37.39    |
| 1921  | 17.86             | n.d          | n.d        | 10.74                            | n.d              | n.d           | n.d        | 11.86             | n.d            | n.d           | n.d        | n.d             | n.d                | 40.46    |
| 1922  | 10.77             | n.d          | n.d        | 7.58                             | n.d              | n.d           | n.d        | 6.58              | n.d            | n.d           | n.d        | n.d             | n.d                | 24.92    |
| 1923  | 15.84             | n.d          | n.d        | 5.60                             | n.d              | n.d           | n.d        | 8.95              | n.d            | n.d           | n.d        | n.d             | n.d                | 30.39    |
| 1924  | 19.48             | n.d          | n.d        | 9.14                             | n.d              | n.d           | n.d        | 11.73             | n.d            | n.d           | n.d        | n.d             | n.d                | 40.34    |
| 1925  | 23.12             | n.d          | n.d        | 5.56                             | n.d              | n.d           | n.d        | 14.72             | n.d            | n.d           | n.d        | n.d             | n.d                | 43.40    |
| 1926  | 25.98             | n.d          | n.d        | 7.08                             | n.d              | n.d           | n.d        | 16.97             | n.d            | n.d           | n.d        | n.d             | n.d                | 50.02    |
| 1927  | 24.69             | n.d          | n.d        | 7.34                             | n.d              | n.d           | n.d        | 17.38             | n.d            | n.d           | n.d        | n.d             | n.d                | 49.40    |
| 1928  | 22.57             | n.d          | n.d        | 6.88                             | n.d              | n.d           | n.d        | 13.54             | n.d            | n.d           | n.d        | n.d             | n.d                | 42.99    |
| 1929  | 24.40             | n.d          | n.d        | 6.57                             | n.d              | n.d           | n.d        | 16.50             | n.d            | n.d           | n.d        | n.d             | n.d                | 47.46    |
| 1930  | 18.43             | n.d          | n.d        | 4.42                             | n.d              | n.d           | n.d        | 13.21             | n.d            | n.d           | n.d        | n.d             | n.d                | 36.06    |
| 1931  | 13.65             | n.d          | n.d        | 6.36                             | n.d              | n.d           | n.d        | 8.54              | n.d            | n.d           | n.d        | n.d             | n.d                | 28.55    |
| 1932  | 8.70              | n.d          | n.d        | 3.56                             | n.d              | n.d           | n.d        | 3.96              | n.d            | n.d           | n.d        | n.d             | n.d                | 16.22    |
| 1933  | 10.04             | n.d          | n.d        | 4.27                             | n.d              | n.d           | n.d        | 5.92              | n.d            | n.d           | n.d        | n.d             | n.d                | 20.23    |
| 1934  | 15.83             | n.d          | n.d        | 6.52                             | n.d              | n.d           | n.d        | 17.11             | n.d            | n.d           | n.d        | n.d             | n.d                | 39.46    |
| 1935  | 17.72             | n.d          | n.d        | 6.80                             | n.d              | n.d           | n.d        | 18.69             | n.d            | n.d           | n.d        | n.d             | n.d                | 43.21    |
| 1936  | 20.84             | n.d          | n.d        | 9.92                             | n.d              | n.d           | n.d        | 19.12             | n.d            | n.d           | n.d        | n.d             | n.d                | 49.88    |
| 1937  | 23.01             | n.d          | n.d        | 13.16                            | n.d              | n.d           | n.d        | 23.23             | n.d            | n.d           | n.d        | n.d             | n.d                | 59.40    |
| 1938  | 22.66             | n.d          | n.d        | 12.01                            | n.d              | n.d           | n.d        | 23.53             | n.d            | n.d           | n.d        | n.d             | n.d                | 58.20    |
| 1939  | 17.24             | n.d          | n.d        | 12.41                            | n.d              | n.d           | n.d        | 18.34             | n.d            | n.d           | n.d        | n.d             | n.d                | 47.99    |
| 1940  | 19.47             | n.d          | n.d        | 11.87                            | n.d              | n.d           | n.d        | 20.31             | n.d            | n.d           | n.d        | n.d             | n.d                | 51.66    |
| 1941  | 19.06             | n.d          | n.d        | 14.27                            | n.d              | n.d           | n.d        | 21.73             | n.d            | n.d           | n.d        | n.d             | n.d                | 55.05    |
| 1942  | 20.69             | n.d          | n.d        | 14.32                            | n.d              | n.d           | n.d        | 17.10             | n.d            | n.d           | n.d        | n.d             | n.d                | 52.11    |
| 1943  | 28.95             | n.d          | n.d        | 19.70                            | n.d              | n.d           | n.d        | 20.49             | n.d            | n.d           | n.d        | n.d             | n.d                | 69.13    |
| 1944  | n.d               | n.d          | n.d        | n.d                              | n.d              | n.d           | n.d        | n.d               | n.d            | n.d           | n.d        | n.d             | n.d                | 79.14    |
| 1945  | n.d               | n.d          | n.d        | n.d                              | n.d              | n.d           | n.d        | n.d               | n.d            | n.d           | n.d        | n.d             | n.d                | 84.60    |
| 1946  | n.d               | n.d          | n.d        | n.d                              | n.d              | n.d           | n.d        | n.d               | n.d            | n.d           | n.d        | n.d             | n.d                | 123.43   |
| 1947  | n.d               | n.d          | n.d        | n.d                              | n.d              | n.d           | n.d        | n.d               | n.d            | n.d           | n.d        | n.d             | n.d                | 168.05   |
| 1948  | n.d               | n.d          | n.d        | n.d                              | n.d              | n.d           | n.d        | n.d               | n.d            | n.d           | n.d        | n.d             | n.d                | 167.79   |
| 1949  | n.d               | n.d          | n.d        | n.d                              | n.d              | n.d           | n.d        | n.d               | n.d            | n.d           | n.d        | n.d             | n.d                | 167.09   |
| 1950  | 33.98             | 21.89        | 12.09      | 55.59                            | 2.83             | 1.41          | 51.35      | 50.08             | 5.39           | 5.98          | 22.53      | 16.18           | 0.82               | 140.47   |
| 1951  | 56.53             | 28.34        | 28.19      | 81.37                            | 5.13             | 2.70          | 73.54      | 70.46             | 11.47          | 8.31          | 31.80      | 18.88           | 1.13               | 209.49   |
| 1952  | 56.12             | 31.05        | 25.07      | 87.30                            | 3.76             | 3.29          | 80.25      | 85.08             | 14.95          | 9.93          | 42.63      | 17.57           | 1.48               | 229.98   |
| 1953  | 52.82             | 27.32        | 25.50      | 82.98                            | 3.86             | 2.86          | 76.26      | 96.46             | 18.25          | 9.84          | 47.72      | 20.65           | 1.95               | 234.21   |
| 1954  | 43.46             | 26.72        | 16.74      | 78.11                            | 5.15             | 3.45          | 69.51      | 75.44             | 12.07          | 7.90          | 38.22      | 17.25           | 2.70               | 199.71   |
| 1955  | 58.05             | 32.23        | 25.82      | 94.66                            | 7.47             | 5.23          | 81.96      | 84.80             | 16.59          | 8.90          | 43.73      | 15.58           | 2.05               | 239.56   |
| 1956  | 68.74             | 34.31        | 34.43      | 104.69                           | 9.65             | 4.09          | 90.95      | 128.25            | 21.69          | 10.26         | 67.51      | 28.79           | 5.45               | 307.13   |
| 1957  | 80.69             | 43.25        | 37.44      | 122.39                           | 12.67            | 4.79          | 104.93     | 154.40            | 25.17          | 13.17         | 76.83      | 39.23           | 2.02               | 359.50   |
| 1958  | 72.35             | 43.46        | 28.89      | 102.67                           | 9.26             | 6.46          | 86.95      | 130.26            | 22.88          | 11.60         | 69.01      | 26.77           | 2.40               | 307.68   |
| 1959  | 55.60             | 34.94        | 20.66      | 103.01                           | 10.05            | 6.57          | 86.39      | 93.00             | 9.78           | 6.51          | 48.44      | 28.27           | 1.69               | 253.30   |
| 1960  | 66.91             | 37.74        | 29.17      | 130.18                           | 14.33            | 7.84          | 108.01     | 112.19            | 11.52          | 8.96          | 59.45      | 32.26           | 31.66              | 340.94   |
| 1961  | 82.85             | 43.17        | 39.68      | 155.11                           | 13.01            | 8.33          | 133.77     | 150.84            | 16.71          | 11.69         | 80.35      | 42.09           | 39.76              | 428.56   |
| 1962  | 83.47             | 43.54        | 39.93      | 172.89                           | 13.69            | 8.68          | 150.52     | 194.81            | 20.69          | 12.15         | 118.52     | 43.45           | 27.16              | 478.33   |
| 1963  | 95.26             | 46.77        | 48.49      | 187.64                           | 13.01            | 7.82          | 166.81     | 197.63            | 15.54          | 12.34         | 121.06     | 48.69           | 37.33              | 517.86   |
| 1964  | 111.31            | 58.08        | 53.23      | 185.46                           | 15.20            | 8.97          | 161.29     | 190.52            | 17.63          | 12.32         | 115.29     | 45.28           | 30.37              | 517.66   |
| 1965  | 124.53            | 69.85        | 54.68      | 269.85                           | 17.09            | 11.72         | 241.04     | 203.48            | 22.54          | 15.87         | 113.24     | 51.83           | 61.78              | 659.64   |
| 1966  | 125.45            | 67.04        | 58.41      | 309.96                           | 21.01            | 9.31          | 279.64     | 243.06            | 23.86          | 20.67         | 142.72     | 55.81           | 132.69             | 811.16   |
| 1967  | 121.69            | 81.30        | 40.39      | 311.90                           | 20.58            | 10.21         | 281.11     | 246.57            | 22.40          | 13.82         | 149.68     | 60.67           | 129.92             | 810.08   |
| 1968  | 80.95             | 65.80        | 15.15      | 271.00                           | 19.38            | 12.92         | 238.70     | 172.37            | 13.37          | 6.84          | 118.61     | 33.55           | 148.64             | 672.96   |
| 1969  | 75.32             | 60.50        | 14.82      | 256.23                           | 15.73            | 9.38          | 231.12     | 170.21            | 10.53          | 4.67          | 109.54     | 45.47           | 156.96             | 658.72   |
| 1970  | 92.00             | 60.00        | 32.00      | 254.00                           | 10.00            | 10.00         | 234.00     | 172.00            | 15.00          | 6.00          | 115.00     | 36.00           | 0.00               | 518.00   |
| 1971  | 88.00             | 66.00        | 22.00      | 333.00                           | 22.00            | 11.00         | 300.00     | 203.00            | 15.00          | 9.00          | 138.00     | 41.00           | 1.00               | 625.00   |
| 1972  | 106.00            | 77.00        | 29.00      | 339.00                           | 38.00            | 13.00         | 288.00     | 218.00            | 15.00          | 9.00          | 154.00     | 40.00           | 1.00               | 664.00   |
| 1973  | 129.00            | 81.00        | 48.00      | 397.00                           | 49.00            | 17.00         | 331.00     | 326.00            | 17.00          | 17.00         | 240.00     | 52.00           | 2.00               | 854.00   |
| 1974  | 150.00            | 102.00       | 48.00      | 912.00                           | 187.00           | 42.00         | 683.00     | 610.00            | 72.00          | 15.00         | 433.00     | 90.00           | 5.00               | 1,677.00 |
| 1975  | 207.00            | 135.00       | 72.00      | 1,145.00                         | 263.00           | 99.00         | 783.00     | 796.00            | 104.00         | 20.00         | 509.00     | 163.00          | 3.00               | 2,151.00 |
| 1976  | 163.00            | 95.00        | 68.00      | 892.00                           | 293.00           | 51.00         | 548.00     | 668.00            | 52.00          | 17.00         | 467.00     | 132.00          | 4.00               | 1,727.00 |
| 1977  | 150.00            | 72.00        | 78.00      | 922.00                           | 315.00           | 54.00         | 553.00     | 526.00            | 44.00          | 11.00         | 351.00     | 120.00          | 0.00               | 1,598.00 |
| 1978  | 97.00             | 59.00        | 38.00      | 641.00                           | 65.00            | 46.00         | 530.00     | 478.00            | 39.00          | 16.00         | 323.00     | 100.00          | 4.00               | 1,220.00 |
| 1979  | 170.00            | 132.00       | 38.00      | 894.00                           | 54.00            | 56.00         | 784.00     | 744.00            | 37.00          | 31.00         | 485.00     | 191.00          | 6.00               | 1,814.00 |
| 1980  | 362.70            | 269.70       | 93.00      | 1,148.50                         | 48.60            | 116.90        | 983.00     | 1,062.20          | 70.60          | 53.80         | 621.70     | 316.10          | n.d.               | 2,573.40 |
| 1981  | 627.00            | 355.00       | 272.00     | 1,296.50                         | 62.30            | 98.00         | 1,136.20   | 1,556.40          | 150.50         | 45.30         | 891.40     | 469.20          | 2.20               | 3,482.10 |
| 1982  | 490.10            | 278.80       | 211.30     | 1,187.40                         | 43.60            | 109.60        | 1,034.20   | 1,398.90          | 160.60         | 35.10         | 863.20     | 340.00          | 3.40               | 3,079.80 |
| 1983  | 346.60            | 253.00       | 93.60      | 918.90                           | 37.00            | 93.50         | 788.40     | 872.50            | 80.80          | 11.20         | 556.70     | 223.80          | 9.20               | 2,147.20 |
| 1984  | 271.10            | 205.80       | 65.30      | 862.60                           | 38.90            | 58.10         | 765.60     | 733.20            | 65.80          | 18.60         | 463.40     | 185.40          | 2.60               | 1,869.50 |
| 1985  | 171.60            | 120.80       | 50.80      | 773.60                           | 31.00            | 39.80         | 702.80     | 638.10            | 52.70          | 15.30         | 409.70     | 160.40          | 4.50               | 1,587.80 |
| 1986  | 336.40            | 281.00       | 55.40      | 1,019.50                         | 38.70            | 59.60         | 921.20     | 801.20            | 61.20          | 38.40         | 518.60     | 183.00          | 5.60               | 2,162.70 |
| 1987  | 391.90            | 347.00       | 44.90      | 1,408.70                         | 104.30           | 100.90        | 1,203.50   | 1,017.00          | 57.80          | 58.30         | 629.60     | 271.30          | 3.70               | 2,821.30 |
| 1988  | 287.70            | 260.10       | 27.60      | 1,484.50                         | 235.20           | 115.40        | 1,133.90   | 768.20            | 45.20          | 34.00         | 493.90     | 195.10          | 13.80              | 2,554.20 |
| 1989  | 242.80            | 217.90       | 24.90      | 971.20                           | 155.40           | 54.50         | 761.30     | 671.50            | 43.20          | 40.30         | 378.80     | 209.20          | 23.70              | 1,909.20 |
| 1990* | 302               | 261.3        | 40.7       | 1298.8                           | 280.7            | 91.2          | 926.9      | 844.7             | 50.7           | 48.5          | 535.7      | 209.8           | 9.2                | 2454.7   |

NOTAS:

\* Preliminar

(1) Para los datos consignados entre 1919 y 1949 la fuente utilizada no especifica si se trata de importaciones CIF o FOB.

FUENTES:

1919-1949, ANUARIOS Y EXTRACTOS ESTADISTICOS DEL PERU, (varios años).

1950-1982, Banco Central de Reserva, MEMORIA, (varios años).

1983-1989, Instituto Nacional de Estadística e Informática, PERU: COMPENDIO ESTADISTICO 1990.

Cuadro VI. 14

VALOR IMPORTADO POR PAISES INDUSTRIALIZADOS: 1900-1990  
(MILES DE DOLARES)

| AÑOS | ALEMANIA<br>(1) | G.BRETANA<br>(1) | FRANCIA<br>(2) | E.E.U.U.<br>(1) | ESPAÑA<br>(2) | TOTAL      |
|------|-----------------|------------------|----------------|-----------------|---------------|------------|
| 1900 | 734.42          | 2,201.93         | 318.43         | 605.78          | 29.04         | 3,889.60   |
| 1901 | 928.87          | 2,084.50         | 558.89         | 909.61          | 44.00         | 4,525.87   |
| 1902 | 1,271.73        | 2,217.57         | 484.97         | 1,204.81        | 50.97         | 5,230.07   |
| 1903 | 916.80          | 3,039.75         | 382.86         | 1,179.76        | 49.43         | 5,568.60   |
| 1904 | 1,419.63        | 3,240.58         | 540.17         | 1,549.28        | 62.56         | 6,812.22   |
| 1905 | 1,391.71        | 3,045.20         | 517.99         | 1,486.50        | 64.80         | 6,506.20   |
| 1906 | 1,567.33        | 3,068.10         | 580.19         | 2,064.34        | 96.05         | 7,376.01   |
| 1907 | 1,823.33        | 3,334.96         | 595.83         | 2,417.69        | 123.12        | 8,294.93   |
| 1908 | 1,758.42        | 3,178.56         | 512.58         | 2,901.84        | 121.79        | 8,473.20   |
| 1909 | 1,416.97        | 3,232.78         | 403.26         | 1,744.59        | 108.29        | 6,905.89   |
| 1910 | 1,623.63        | 3,447.03         | 997.75         | 1,894.62        | 107.41        | 8,070.44   |
| 1911 | 1,942.93        | 3,531.48         | 594.52         | 2,564.56        | 163.44        | 8,796.94   |
| 1912 | 1,910.47        | 2,808.99         | 653.86         | 2,435.09        | 178.14        | 7,986.55   |
| 1913 | 2,213.78        | 3,351.37         | 588.03         | 3,679.77        | 153.35        | 9,986.31   |
| 1914 | 1,356.40        | 2,806.19         | 326.99         | 3,292.92        | 131.13        | 7,913.63   |
| 1915 | 219.44          | 1,519.60         | 204.28         | 3,413.38        | 103.75        | 5,460.45   |
| 1916 | 25.26           | 3,035.10         | 398.10         | 10,378.46       | 345.15        | 14,182.08  |
| 1917 | 8.11            | 3,734.88         | 434.90         | 16,974.34       | 691.44        | 21,843.68  |
| 1918 | 0.78            | 2,772.37         | 238.65         | 9,325.08        | 359.80        | 12,696.67  |
| 1919 | 0.22            | 3,272.26         | 304.21         | 15,009.25       | 553.45        | 19,139.39  |
| 1920 | 637.45          | 5,487.16         | 1,113.77       | 20,710.67       | 898.29        | 28,847.33  |
| 1921 | 1,798.50        | 5,522.11         | 1,537.41       | 20,015.81       | 898.75        | 29,772.57  |
| 1922 | 2,696.86        | 4,764.48         | 760.93         | 9,912.87        | 336.55        | 18,471.68  |
| 1923 | 3,434.09        | 6,649.68         | 1,281.31       | 13,287.68       | 449.70        | 25,102.45  |
| 1924 | 4,471.65        | 8,129.84         | 1,743.25       | 16,980.82       | 505.13        | 31,830.68  |
| 1925 | 4,818.47        | 8,110.31         | 1,576.37       | 16,777.31       | 452.92        | 31,735.37  |
| 1926 | 4,931.62        | 7,824.40         | 1,864.07       | 23,084.35       | 449.74        | 38,154.18  |
| 1927 | 5,078.65        | 7,825.85         | 1,623.26       | 20,525.41       | 367.90        | 35,421.07  |
| 1928 | 4,498.45        | 6,776.86         | 1,826.10       | 17,653.88       | 397.91        | 31,153.19  |
| 1929 | 4,753.06        | 7,114.04         | 1,932.22       | 19,853.89       | 380.06        | 34,033.26  |
| 1930 | 4,330.51        | 5,933.82         | 1,499.90       | 13,428.31       | 304.17        | 25,496.72  |
| 1931 | 2,663.26        | 4,029.57         | 1,125.47       | 11,556.11       | 261.90        | 19,636.31  |
| 1932 | 1,737.70        | 2,813.69         | 639.91         | 4,673.25        | 167.19        | 10,031.73  |
| 1933 | 2,090.75        | 3,514.65         | 860.78         | 5,476.41        | 193.51        | 12,136.09  |
| 1934 | 3,557.44        | 6,815.62         | 3,331.10       | 10,613.05       | 381.51        | 24,698.72  |
| 1935 | 6,366.98        | 5,865.85         | 1,295.81       | 14,220.16       | 371.16        | 28,119.97  |
| 1936 | 9,697.26        | 6,693.27         | 995.21         | 15,895.80       | 295.05        | 33,576.59  |
| 1937 | 11,684.71       | 6,098.24         | 1,220.00       | 21,059.97       | 83.10         | 40,146.01  |
| 1938 | 11,817.24       | 5,893.78         | 1,558.97       | 19,961.39       | 71.36         | 39,302.74  |
| 1939 | 7,058.16        | 4,035.65         | 1,701.69       | 19,712.95       | 48.78         | 32,557.22  |
| 1940 | 726.09          | 4,755.27         | 910.86         | 27,441.17       | 85.90         | 33,919.29  |
| 1941 | 655.38          | 2,793.85         | 38.46          | 34,423.08       | 116.92        | 38,027.69  |
| 1942 | 0.31            | 2,863.08         | 11.38          | 29,116.92       | 41.54         | 32,033.23  |
| 1943 | 0.14            | 4,138.46         | 2.15           | 39,009.23       | 84.62         | 43,234.60  |
| 1944 | 1.23            | 2,094.31         | 1.01           | 42,650.15       | 78.34         | 44,825.04  |
| 1945 | --              | 2,819.38         | 1.96           | 47,700.92       | 94.90         | n.d        |
| 1946 | 0.31            | 8,030.62         | 204.77         | 69,309.69       | 234.61        | 77,779.99  |
| 1947 | 25.85           | 11,016.15        | 940.46         | 97,917.69       | 241.14        | 110,141.30 |
| 1948 | 89.69           | 11,552.00        | 779.85         | 90,870.15       | 113.85        | 103,405.54 |
| 1949 | 3,196.15        | 38,434.92        | 4,073.38       | 261,115.08      | 221.54        | 307,041.08 |
| 1950 | 5,002.92        | 30,066.95        | 1,889.73       | 98,427.80       | 607.53        | 135,994.93 |
| 1951 | 10,982.71       | 28,698.85        | 2,637.34       | 132,743.08      | 636.63        | 175,698.61 |
| 1952 | 16,478.46       | 26,197.04        | 3,534.92       | 161,500.90      | 640.71        | 208,352.03 |
| 1953 | 18,100.94       | 25,003.72        | 4,126.39       | 160,821.31      | 422.90        | 208,475.27 |
| 1954 | 19,982.02       | 22,298.58        | 4,729.15       | 129,519.96      | 374.20        | 176,903.91 |
| 1955 | 26,700.42       | 26,634.36        | 7,824.87       | 150,300.83      | 479.98        | 211,940.46 |
| 1956 | 35,010.56       | 32,257.05        | 15,215.55      | 178,913.83      | 797.92        | 262,194.90 |
| 1957 | 39,231.41       | 33,522.34        | 9,268.96       | 191,193.76      | 942.95        | 274,159.41 |
| 1958 | 35,427.65       | 26,541.20        | 6,282.56       | 156,903.08      | 859.74        | 226,014.23 |
| 1959 | 33,756.62       | 21,162.74        | 5,245.48       | 131,397.54      | 447.83        | 192,010.20 |

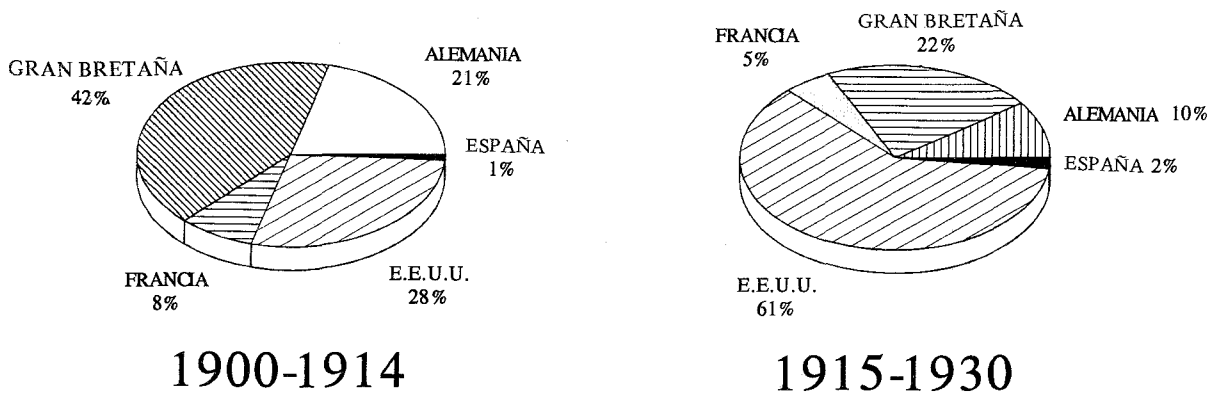
(Continuación)

| AÑOS | ALEMANIA<br>(1) | G.BRETAÑA<br>(1) | FRANCIA<br>(2) | E.E.U.U.<br>(1) | ESPAÑA<br>(2) | TOTAL        |
|------|-----------------|------------------|----------------|-----------------|---------------|--------------|
| 1960 | 42,840.07       | 25,902.16        | 8,497.03       | 164,353.22      | 845.20        | 242,437.69   |
| 1961 | 54,719.06       | 33,000.00        | 10,118.91      | 207,031.97      | 1,232.23      | 306,102.16   |
| 1962 | 66,399.22       | 34,448.64        | 19,972.32      | 212,393.25      | 1,933.68      | 335,147.11   |
| 1963 | 70,490.72       | 40,338.52        | 15,309.81      | 207,534.12      | 1,987.88      | 335,661.04   |
| 1964 | 71,577.78       | 37,474.68        | 12,498.58      | 235,948.32      | 2,002.91      | 359,502.27   |
| 1965 | 85,279.94       | 37,905.26        | 14,219.02      | 290,190.72      | 2,070.69      | 429,665.62   |
| 1966 | 108,022.63      | 37,472.37        | 16,521.66      | 319,848.47      | 3,651.08      | 485,516.22   |
| 1967 | 100,501.38      | 36,799.63        | 15,886.96      | 301,734.38      | 14,902.22     | 469,824.56   |
| 1968 | 71,620.31       | 30,651.47        | 12,303.77      | 212,800.41      | 6,539.22      | 333,915.19   |
| 1969 | 68,288.60       | 26,362.07        | 13,087.03      | 185,948.42      | 8,070.59      | 301,756.72   |
| 1970 | 62,800.00       | 22,400.00        | 9,800.00       | 165,500.00      | 6,900.00      | 267,400.00   |
| 1971 | 75,500.00       | 32,900.00        | 12,900.00      | 183,100.00      | 9,100.00      | 313,500.00   |
| 1972 | 78,800.00       | 28,300.00        | 14,200.00      | 199,500.00      | 8,700.00      | 329,500.00   |
| 1973 | 103,500.00      | 30,200.00        | 16,100.00      | 256,200.00      | 11,500.00     | 417,500.00   |
| 1974 | 132,700.00      | 32,000.00        | 23,300.00      | 398,000.00      | 14,500.00     | 600,500.00   |
| 1975 | 226,000.00      | 82,600.00        | 48,000.00      | 669,800.00      | 22,100.00     | 1,048,500.00 |
| 1976 | 158,800.00      | 60,200.00        | 41,400.00      | 505,300.00      | 18,200.00     | 783,900.00   |
| 1977 | 118,200.00      | 68,100.00        | 45,600.00      | 462,500.00      | 9,500.00      | 703,900.00   |
| 1978 | 125,200.00      | 35,200.00        | 37,400.00      | 471,600.00      | 14,000.00     | 683,400.00   |
| 1979 | 126,200.00      | 41,100.00        | 31,600.00      | 522,300.00      | 14,400.00     | 735,600.00   |
| 1980 | 191,818.00      | 93,049.00        | 45,400.00      | 1,007,122.00    | 45,200.00     | 1,419,700.00 |
| 1981 | 257,685.00      | 103,432.00       | 89,900.00      | 1,375,584.00    | 69,900.00     | 1,970,500.00 |
| 1982 | 194,015.00      | 62,389.00        | 59,200.00      | 1,095,896.00    | 120,800.00    | 1,573,300.00 |
| 1983 | 135,552.00      | 40,738.00        | 100,000.00     | 747,335.00      | 65,100.00     | 1,136,000.00 |
| 1984 | 120,570.00      | 33,915.00        | 48,700.00      | 624,946.00      | 70,700.00     | 965,300.00   |
| 1985 | 135,151.00      | 42,444.00        | 54,000.00      | 441,953.00      | 43,700.00     | 755,700.00   |
| 1986 | 160,192.00      | 54,220.00        | 45,700.00      | 542,590.00      | 53,200.00     | 980,200.00   |
| 1987 | 252,572.00      | 74,435.00        | 56,900.00      | 671,818.00      | 59,100.00     | 1,111,100.00 |
| 1988 | 198,115.00      | 59,606.00        | n.d            | 639,070.00      | n.d           | n.d          |
| 1989 | 108,268.00      | 50,874.00        | n.d            | 522,902.00      | n.d           | n.d          |
| 1990 | 130,387.00      | 43,657.00        | n.d            | 520,916.00      | n.d           | n.d          |

FUENTE:

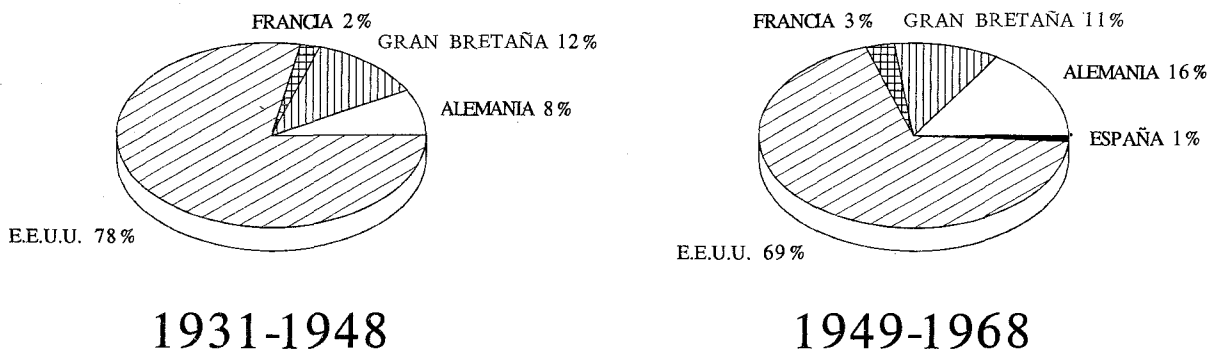
- (1) 1900-1943, EXTRACTO ESTADISTICO DEL PERU, (varios años).  
1944-1969, ANUARIO ESTADISTICO DEL PERU, (varios años).  
1970-1979, Banco Central de Reserva, MEMORIA, (varios años).  
1980-19990, Instituto Nacional de Estadística e Informática, PERU: COMPENDIO ESTADISTICO 1990-91.
- (2) 1900-1943, EXTRACTO ESTADISTICO DEL PERU, (varios años).  
1944-1969, ANUARIO ESTADISTICO DEL PERU, (varios años).  
1970-1987, Banco Central de Reserva, MEMORIA, (varios años).

**GRAFICO VI.7**  
**IMPORTACIONES POR PAIS DE ORIGEN**  
**PERU: 1900-1930**  
 (participación porcentual)



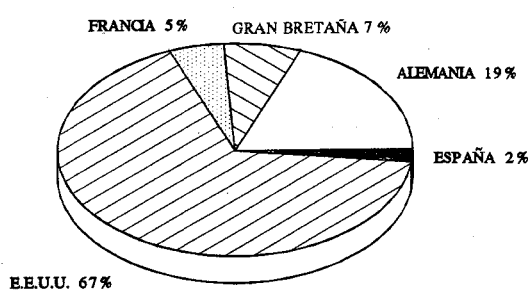
PAISES INDUSTRIALIZADOS

**GRAFICO VI.8**  
**IMPORTACIONES POR PAIS DE ORIGEN**  
**PERU: 1931-1968**  
 (participación porcentual)

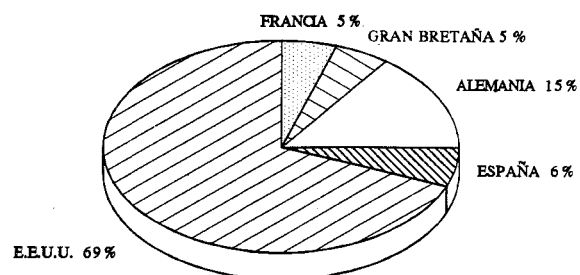


PAISES INDUSTRIALIZADOS

**GRAFICO VI.9**  
**IMPORTACIONES POR PAIS DE ORIGEN**  
**PERU: 1969-1987**  
**(participación porcentual)**



**1969-1980**



**1981-1987**

PAISES INDUSTRIALIZADOS



Cuadro VI. 15

**VALOR IMPORTADO POR PAISES LATINOAMERICANOS: 1900-1990  
(MILES DE DOLARES)**

| AÑOS | BRASIL   | COLOMBIA * | CHILE    | ECUADOR  | ARGENTINA | TOTAL     |
|------|----------|------------|----------|----------|-----------|-----------|
| 1900 | 0.02     | 8.89       | 186.18   | 11.32    | n.d       | n.d       |
| 1901 | n.d      | 5.36       | 132.27   | 12.13    | 0.03      | n.d       |
| 1902 | n.d      | n.d        | 365.87   | 6.85     | n.d       | n.d       |
| 1903 | n.d      | 3.13       | 450.13   | 32.06    | 0.02      | n.d       |
| 1904 | 48.71    | 1.56       | 456.03   | 208.67   | 5.37      | 720.35    |
| 1905 | 46.97    | 3.36       | 507.23   | 144.16   | 0.11      | 701.83    |
| 1906 | 27.08    | 3.92       | 522.50   | 151.46   | 1.14      | 706.10    |
| 1907 | 33.76    | 4.55       | 495.37   | 135.98   | 51.29     | 720.96    |
| 1908 | 20.75    | 1.28       | 597.28   | 81.68    | 2.99      | 704.00    |
| 1909 | 35.47    | 0.08       | 375.67   | 70.07    | 0.52      | 481.81    |
| 1910 | 15.06    | 2.60       | 312.50   | 42.54    | 23.17     | 395.87    |
| 1911 | 18.29    | 3.45       | 157.63   | 26.19    | 18.00     | 223.57    |
| 1912 | 6.25     | 4.90       | 401.86   | 40.64    | 14.39     | 468.03    |
| 1913 | 8.57     | 19.49      | 446.70   | 36.88    | 5.72      | 517.36    |
| 1914 | 3.39     | 2.77       | 187.88   | 24.12    | 4.06      | 222.21    |
| 1915 | 11.11    | 1.49       | 216.49   | 18.04    | 49.82     | 296.95    |
| 1916 | 32.31    | 11.75      | 606.02   | 73.84    | 0.08      | 724.00    |
| 1917 | 55.85    | 5.25       | 689.68   | 122.58   | 104.38    | 977.73    |
| 1918 | 49.45    | 11.65      | 1,268.51 | 156.52   | 77.25     | 1,563.38  |
| 1919 | 39.33    | 6.52       | 1,406.84 | 142.89   | 140.00    | 1,735.58  |
| 1920 | 31.73    | 65.45      | 2,190.77 | 257.10   | 930.59    | 3,475.65  |
| 1921 | 51.16    | 79.45      | 2,654.00 | 545.17   | 59.05     | 3,388.83  |
| 1922 | 81.63    | 21.16      | 989.82   | 298.37   | 976.45    | 2,367.43  |
| 1923 | 131.42   | 85.33      | 944.37   | 306.17   | 1,206.69  | 2,673.98  |
| 1924 | 91.05    | 143.38     | 2,423.19 | 228.48   | 769.82    | 3,655.91  |
| 1925 | 46.54    | 97.06      | 1,322.57 | 128.81   | 350.93    | 1,945.92  |
| 1926 | 32.47    | 50.38      | 1,095.68 | 144.83   | 240.70    | 1,564.06  |
| 1927 | 15.26    | 1.84       | 640.80   | 1,943.07 | 766.17    | 3,367.14  |
| 1928 | 13.70    | 1.99       | 771.72   | 277.06   | 533.07    | 1,597.53  |
| 1929 | 14.89    | 31.50      | 428.95   | 196.20   | 1,561.23  | 2,232.76  |
| 1930 | 8.98     | 18.59      | 737.83   | 139.38   | 930.31    | 1,835.09  |
| 1931 | 23.58    | 16.32      | 428.33   | 89.87    | 1,327.95  | 1,886.05  |
| 1932 | 13.56    | 6.93       | 405.16   | 62.59    | 865.29    | 1,353.54  |
| 1933 | 23.92    | 11.25      | 730.06   | 77.69    | 1,174.78  | 2,017.71  |
| 1934 | 26.21    | 23.29      | 1,789.41 | 127.01   | 1,824.95  | 3,790.88  |
| 1935 | 71.18    | 6.63       | 1,102.25 | 771.33   | 3,289.04  | 5,240.43  |
| 1936 | 101.35   | 1.82       | 1,223.36 | 468.73   | 4,279.34  | 6,074.61  |
| 1937 | 101.77   | 3.07       | 1,229.55 | 254.42   | 4,821.41  | 6,410.22  |
| 1938 | 59.57    | 1.27       | 1,168.84 | 940.99   | 3,557.19  | 5,727.85  |
| 1939 | 117.51   | 1.76       | 1,017.24 | 357.73   | 2,598.89  | 4,093.12  |
| 1940 | 327.11   | 2.03       | 996.52   | 384.60   | 4,021.01  | 5,731.27  |
| 1941 | 585.90   | 9.17       | 2,465.39 | 126.53   | 4,239.42  | 7,426.41  |
| 1942 | 2,009.70 | 6.39       | 2,627.20 | 1,106.67 | 6,501.81  | 12,251.76 |
| 1943 | 5,485.36 | 27.10      | 3,629.93 | 784.43   | 9,642.88  | 19,569.70 |
| 1944 | 3,040.37 | 50.91      | 4,190.92 | 598.87   | 14,331.27 | 22,212.33 |
| 1945 | 2,559.21 | 43.74      | 4,914.71 | 549.52   | 11,628.10 | 19,695.28 |
| 1946 | 1,893.51 | 62.65      | 6,436.14 | 1,562.68 | 17,580.66 | 27,535.65 |
| 1947 | 1,439.08 | 65.51      | 6,011.12 | 2,468.96 | 22,540.02 | 32,524.69 |
| 1948 | 1,183.08 | 24.15      | 5,353.69 | 2,457.54 | 29,565.85 | 38,584.31 |
| 1949 | 853.38   | 30.46      | 6,607.69 | 939.38   | 19,650.00 | 28,080.92 |
| 1950 | 75.57    | 6.48       | 2,256.84 | 4,654.76 | 6,832.79  | 13,826.44 |
| 1951 | 3,409.95 | 19.83      | 3,587.94 | 1,445.78 | 11,422.92 | 19,886.43 |
| 1952 | 2,500.90 | 74.66      | 5,275.31 | 261.29   | 8,778.97  | 16,891.13 |
| 1953 | 110.92   | 134.65     | 4,399.17 | 269.24   | 11,550.18 | 16,464.17 |
| 1954 | 76.59    | 73.39      | 2,469.48 | 231.34   | 17,501.47 | 20,352.26 |
| 1955 | 73.51    | 363.92     | 3,817.36 | 217.15   | 14,180.76 | 18,652.71 |
| 1956 | 49.40    | 51.79      | 3,593.60 | 391.94   | 15,082.22 | 19,168.95 |
| 1957 | 129.31   | 1,408.44   | 4,658.57 | 3,649.55 | 18,751.60 | 28,597.48 |
| 1958 | 230.85   | 1,727.74   | 3,044.27 | 347.09   | 16,146.03 | 21,495.98 |
| 1959 | 208.68   | 2,523.41   | 3,150.00 | 261.14   | 17,480.25 | 23,623.48 |

(Continuación)

| AÑOS | BRASIL     | COLOMBIA * | CHILE     | ECUADOR    | ARGENTINA  | TOTAL      |
|------|------------|------------|-----------|------------|------------|------------|
| 1960 | 517.44     | 3,495.64   | 3,325.38  | 1,505.79   | 20,660.15  | 29,504.40  |
| 1961 | 995.45     | 4,258.26   | 3,320.03  | 1,142.30   | 21,037.75  | 30,753.79  |
| 1962 | 1,851.77   | 4,706.34   | 3,465.50  | 3,185.04   | 30,044.24  | 43,252.89  |
| 1963 | 983.59     | 2,271.48   | 4,307.23  | 2,321.74   | 49,029.23  | 58,913.27  |
| 1964 | 1,348.77   | 3,148.25   | 5,009.21  | 3,839.90   | 41,510.25  | 54,856.38  |
| 1965 | 9,332.81   | 4,525.06   | 6,949.40  | 4,160.10   | 49,255.00  | 74,222.37  |
| 1966 | 5,004.10   | 12,846.05  | 8,297.91  | 5,637.99   | 52,644.30  | 84,430.35  |
| 1967 | 7,324.23   | 8,268.85   | 10,948.99 | 4,328.39   | 53,128.29  | 83,998.76  |
| 1968 | 3,682.87   | 8,566.56   | 6,704.01  | 2,740.72   | 65,587.29  | 87,281.45  |
| 1969 | 4,028.53   | 13,265.43  | 5,582.07  | 2,782.84   | 62,137.62  | 87,796.49  |
| 1970 | 4,200.00   | 22,300.00  | 9,300.00  | 4,800.00   | 33,400.00  | 74,000.00  |
| 1971 | 6,500.00   | 24,400.00  | 8,500.00  | 6,100.00   | 18,300.00  | 63,800.00  |
| 1972 | 10,200.00  | 32,300.00  | 7,000.00  | 6,500.00   | 16,500.00  | 72,500.00  |
| 1973 | 31,600.00  | 32,500.00  | 4,900.00  | 12,400.00  | 22,800.00  | 104,200.00 |
| 1974 | 35,800.00  | 24,900.00  | 12,200.00 | 59,000.00  | 29,400.00  | 161,300.00 |
| 1975 | 70,100.00  | 29,800.00  | 23,800.00 | 115,900.00 | 25,700.00  | 265,300.00 |
| 1976 | 74,600.00  | 27,200.00  | 29,200.00 | 172,500.00 | 42,600.00  | 346,100.00 |
| 1977 | 52,600.00  | 28,800.00  | 11,100.00 | 155,400.00 | 50,400.00  | 298,300.00 |
| 1978 | 42,900.00  | 16,100.00  | 8,700.00  | 5,000.00   | 41,600.00  | 114,300.00 |
| 1979 | 39,400.00  | 11,600.00  | 17,500.00 | 5,800.00   | 66,900.00  | 141,200.00 |
| 1980 | 94,600.00  | 28,279.00  | 47,828.00 | 15,348.00  | 100,027.00 | 284,400.00 |
| 1981 | 248,965.00 | 43,979.00  | 57,717.00 | 21,641.00  | 76,516.00  | 454,300.00 |
| 1982 | 228,579.00 | 29,297.00  | 43,600.00 | 30,899.00  | 105,237.00 | 450,400.00 |
| 1983 | 87,558.00  | 19,867.00  | 35,579.00 | 5,734.00   | 100,398.00 | 249,800.00 |
| 1984 | 101,313.00 | 21,757.00  | 41,680.00 | 8,053.00   | 135,322.00 | 310,800.00 |
| 1985 | 94,181.00  | 28,076.00  | 42,915.00 | 9,552.00   | 159,854.00 | 335,400.00 |
| 1986 | 132,322.00 | 51,641.00  | 60,081.00 | 14,579.00  | 149,277.00 | 440,100.00 |
| 1987 | 186,764.00 | 101,359.00 | 88,648.00 | 36,686.00  | 156,317.00 | 547,100.00 |
| 1988 | 180,914.00 | 69,164.00  | 65,887.00 | 141,673.00 | 179,922.00 | 637,560.00 |
| 1989 | 94,664.00  | 63,149.00  | 38,722.00 | 97,581.00  | 133,756.00 | 427,872.00 |
| 1990 | 113,515.00 | 80,474.00  | 55,468.00 | 94,102.00  | 165,511.00 | 509,070.00 |

NOTA:

\* Antes de 1904 comprende Panamá.

FUENTE:


1900-1943, EXTRACTO ESTADISTICO DEL PERU, (varios años).

1944-1969, ANUARIO ESTADISTICO DEL PERU, (varios años).

1970-1979, Banco Central de Reserva, MEMORIA, (varios años).


1980-1990, Instituto Nacional de Estadística e Informática, PERU: COMPENDIO ESTADISTICO 1990-91.

**GRAFICO VI.10**  
**IMPORTACIONES POR PAIS DE ORIGEN**  
**PERU: 1900-1930**  
**(participación porcentual)**




PAISES LATINOAMERICANOS

**GRAFICO VI.11**  
**IMPORTACIONES POR PAIS DE ORIGEN**  
**PERU: 1931-1968**  
**(participación porcentual)**



PAISES LATINOAMERICANOS

**GRAFICO VI.12**  
**IMPORTACIONES POR PAIS DE ORIGEN**  
**PERU: 1969-1990**  
**(participación porcentual)**



PAISES LATINOAMERICANOS

Cuadro VI.16

TERMINOS DE INTERCAMBIO: 1960-1990  
(1978 = 100)

| AÑOS | IND.PRECIOS<br>DE EXPORTACION<br>TRADICIONAL (1) | IND. PRECIOS<br>EXTERNOS DE<br>IMPORTACION<br>(2) | IND. DE<br>TERMINOS DE<br>INTERCAMBIO<br>(3) |
|------|--|---|--|
| 1960 | 33.8   | 36.5  | 92.6   |
| 1961 | 32.0   | 37.1  | 86.4   |
| 1962 | 31.4   | 36.8  | 85.1   |
| 1963 | 33.1   | 37.2  | 89.0   |
| 1964 | 35.2   | 38.8  | 90.8   |
| 1965 | 36.6   | 39.4  | 92.8   |
| 1966 | 44.3   | 40.4  | 109.7  |
| 1967 | 40.2   | 41.1  | 97.7   |
| 1968 | 39.2   | 42.5  | 92.4   |
| 1969 | 45.8   | 43.7  | 104.9  |
| 1970 | 48.9   | 46.6  | 104.8  |
| 1971 | 44.8   | 48.6  | 92.2   |
| 1972 | 46.5   | 54.2  | 85.9   |
| 1973 | 75.4   | 60.5  | 124.6  |
| 1974 | 101.1  | 67.3  | 150.2  |
| 1975 | 91.4   | 76.0  | 120.3  |
| 1976 | 89.3   | 79.7  | 112.0  |
| 1977 | 102.5  | 87.5  | 117.1  |
| 1978 | 100.0  | 100.0   | 100.0  |
| 1979 | 149.1  | 111.0   | 134.3  |
| 1980 | 189.5  | 124.2   | 152.5  |
| 1981 | 160.4  | 128.4   | 124.9  |
| 1982 | 133.0  | 129.1   | 103.0  |
| 1983 | 146.0  | 132.0   | 110.6  |
| 1984 | 134.6  | 133.3   | 100.9  |
| 1985 | 118.2  | 130.5   | 90.6   |
| 1986 | 101.4  | 152.7   | 66.4   |
| 1987 | 112.5  | 168.2   | 66.9   |
| 1988 | 133.3  | 178.0   | 74.9   |
| 1989 | 129.9  | 179.2   | 72.5   |
| 1990 | 127.0  | 195.3   | 65.0   |

NOTAS:

- (1) Ponderando de acuerdo a la estructura de exportación de cada año (Fórmula de Paasche).
- (2) Inflación externa relevante para el Perú.
- (3) Calculado sobre la base del índice de precios de exportación deflactado por el índice de inflación externa.

FUENTE: Banco Central de Reserva, MEMORIA, (varios años).

**Cuadro VI.17**  
**EVOLUCION DEL COMERCIO EXTERIOR DEL PERU: 1900-1990 (1)**  
**(MILLONES DE DOLARES)**

| AÑOS | EXPORTACIONES | IMPORTACIONES | BAL. COMERC. |
|------|---------------|---------------|--------------|
| 1900 | 9.2           | 4.7           | 4.4          |
| 1901 | 8.8           | 5.5           | 3.3          |
| 1902 | 7.5           | 7.0           | 0.6          |
| 1903 | 7.9           | 7.7           | 0.2          |
| 1904 | 8.3           | 8.9           | (0.6)        |
| 1905 | 11.8          | 8.9           | 2.9          |
| 1906 | 11.5          | 10.1          | 1.4          |
| 1907 | 11.7          | 11.3          | 0.5          |
| 1908 | 11.3          | 10.8          | 0.4          |
| 1909 | 13.4          | 8.9           | 4.5          |
| 1910 | 14.5          | 10.2          | 4.3          |
| 1911 | 15.2          | 11.2          | 4.1          |
| 1912 | 19.4          | 10.6          | 8.8          |
| 1913 | 19.2          | 12.7          | 6.4          |
| 1914 | 18.4          | 10.1          | 8.3          |
| 1915 | 26.4          | 7.1           | 19.3         |
| 1916 | 33.6          | 17.6          | 15.9         |
| 1917 | 36.0          | 26.1          | 9.9          |
| 1918 | 35.3          | 17.2          | 18.2         |
| 1919 | 53.5          | 24.3          | 29.2         |
| 1920 | 60.6          | 37.4          | 23.3         |
| 1921 | 41.7          | 40.5          | 1.3          |
| 1922 | 47.0          | 24.9          | 22.1         |
| 1923 | 58.6          | 32.8          | 25.9         |
| 1924 | 62.9          | 43.4          | 19.4         |
| 1925 | 55.7          | 43.4          | 12.3         |
| 1926 | 67.8          | 50.0          | 17.7         |
| 1927 | 73.3          | 49.3          | 24.0         |
| 1928 | 68.4          | 43.0          | 25.4         |
| 1929 | 73.3          | 47.5          | 25.8         |
| 1930 | 60.7          | 36.1          | 24.6         |
| 1931 | 55.0          | 28.5          | 26.4         |
| 1932 | 38.1          | 16.2          | 21.8         |
| 1933 | 48.5          | 20.3          | 28.2         |
| 1934 | 70.3          | 39.5          | 30.8         |
| 1935 | 73.9          | 43.2          | 30.7         |
| 1936 | 83.5          | 49.9          | 33.7         |
| 1937 | 92.3          | 59.4          | 32.9         |
| 1938 | 76.5          | 58.2          | 18.3         |
| 1939 | 71.6          | 48.0          | 23.6         |
| 1940 | 65.8          | 51.7          | 14.1         |
| 1941 | 76.0          | 55.1          | 21.0         |
| 1942 | 76.1          | 52.1          | 24.0         |
| 1943 | 70.8          | 69.1          | 1.7          |
| 1944 | 84.2          | 79.1          | 5.1          |
| 1945 | 103.8         | 84.6          | 19.2         |
| 1946 | 151.3         | 123.4         | 27.9         |
| 1947 | 154.3         | 168.1         | (13.8)       |
| 1948 | 162.4         | 167.8         | (5.4)        |
| 1949 | 154.5         | 167.1         | (12.6)       |
| 1950 | 198.0         | 149.0         | 49.0         |
| 1951 | 259.0         | 223.0         | 36.0         |
| 1952 | 246.0         | 257.0         | (11.0)       |
| 1953 | 228.0         | 257.0         | (29.0)       |
| 1954 | 254.0         | 225.0         | 29.0         |
| 1955 | 281.0         | 294.0         | (13.0)       |
| 1956 | 320.0         | 342.0         | (22.0)       |
| 1957 | 331.0         | 402.0         | (71.0)       |
| 1958 | 292.0         | 345.0         | (53.0)       |
| 1959 | 323.0         | 281.0         | 42.0         |

(Continuación)

| AÑOS   | EXPORTACIONES | IMPORTACIONES | BAL. COMERC. |
|--------|---------------|---------------|--------------|
| 1960   | 444.0         | 341.0         | 103.0        |
| 1961   | 510.0         | 429.0         | 81.0         |
| 1962   | 556.0         | 478.0         | 78.0         |
| 1963   | 555.0         | 518.0         | 37.0         |
| 1964   | 685.0         | 518.0         | 167.0        |
| 1965   | 685.0         | 660.0         | 25.0         |
| 1966   | 788.0         | 811.0         | (23.0)       |
| 1967   | 742.0         | 810.0         | (68.0)       |
| 1968   | 840.0         | 673.0         | 167.0        |
| 1969   | 880.0         | 659.0         | 221.0        |
| 1970   | 1,034.0       | 700.0         | 334.0        |
| 1971   | 889.0         | 730.0         | 159.0        |
| 1972   | 945.0         | 812.0         | 133.0        |
| 1973   | 1,112.0       | 1,033.0       | 79.0         |
| 1974   | 1,503.0       | 1,908.0       | (405.0)      |
| 1975   | 1,330.0       | 2,427.0       | (1,097.0)    |
| 1976   | 1,341.0       | 2,016.0       | (675.0)      |
| 1977   | 1,726.0       | 2,148.0       | (422.0)      |
| 1978   | 1,972.0       | 1,668.0       | 304.0        |
| 1979   | 3,676.0       | 1,954.0       | 1,722.0      |
| 1980   | 3,916.0       | 3,090.0       | 826.0        |
| 1981   | 3,249.0       | 3,802.0       | (553.0)      |
| 1982   | 3,293.0       | 3,722.0       | (429.0)      |
| 1983   | 3,015.0       | 2,722.0       | 293.0        |
| 1984   | 3,147.0       | 2,140.0       | 1,007.0      |
| 1985   | 2,978.0       | 1,806.0       | 1,172.0      |
| 1986   | 2,531.0       | 2,596.0       | (65.0)       |
| 1987   | 2,661.0       | 3,182.0       | (521.0)      |
| 1988   | 2,691.0       | 2,790.0       | (99.0)       |
| 1989   | 3,488.0       | 2,291.0       | 1,197.0      |
| 1990 * | 3,276.0       | 2,885.0       | 391.0        |

NOTAS:

\* Preliminar

(1) Los Extractos y Anuarios Estadísticos del Perú no especifican si los datos son CIF o FOB. Las cifras del Banco Central son FOB.

FUENTE:

1900-1949, EXTRACTOS Y ANUARIOS ESTADISTICOS DEL PERU, (varios años).

1950-1990, Banco Central de Reserva, MEMORIA, (varios años).

Cuadro VI.18

BALANZA DE PAGOS 1950-1990  
(MILLONES DE DOLARES)

| AÑOS  | BALANZA EN CUENTA CORRIENTE | BALANZA COMERCIAL | EXPOR-TACIONES | IMPOR-TACIONES | SERVICIOS FINANCIEROS |           | SERVI-CIOS NO FI-NANCIE-ROS | PAGOS DE TRANS-FEREN-CIA | CAPITALES A LARGO PLAZO |         |              |                 |               |         | BALANZA NETA BASICA | CAPITALES A CORTO PLAZO | SALDO DEBA-LANZA DE PAGOS |           |
|-------|-----------------------------|-------------------|----------------|----------------|-----------------------|-----------|-----------------------------|--------------------------|-------------------------|---------|--------------|-----------------|---------------|---------|---------------------|-------------------------|---------------------------|-----------|
|       |                             |                   |                |                | TOTAL                 | PUBLI-COS |                             |                          | PRIVA-DOS               | TOTAL   | DESEM-BOLSOS | REFINAN-CIACION | AMORTI-ZACION | OTROS   |                     |                         |                           | PRIVA-DOS |
|       |                             |                   |                |                |                       |           |                             |                          |                         |         |              |                 |               |         |                     |                         |                           |           |
| 1950  | 17.5                        | 49.1              | 198.4          | (149.3)        | (20.6)                | n.d.      | (12.3)                      | 1.3                      | (1.2)                   | (1.3)   | n.d.         | n.d.            | 0.1           | (8.0)   | 8.3                 | (6.0)                   | 2.3                       |           |
| 1951  | 3.1                         | 36.1              | 259.1          | (223.0)        | (13.5)                | n.d.      | (20.9)                      | 1.4                      | (1.2)                   | (1.1)   | n.d.         | n.d.            | (0.1)         | 22.0    | 23.9                | (17.4)                  | 6.5                       |           |
| 1952  | (43.3)                      | (11.5)            | 245.7          | (257.2)        | (10.6)                | n.d.      | (24.9)                      | 3.7                      | 1.8                     | 1.7     | n.d.         | n.d.            | 0.1           | 34.7    | (6.8)               | 5.2                     | (1.6)                     |           |
| 1953  | (64.6)                      | (29.2)            | 228.3          | (257.5)        | (12.2)                | n.d.      | (28.0)                      | 4.8                      | 13.0                    | 13.1    | n.d.         | n.d.            | (0.1)         | 50.4    | (1.2)               | (5.1)                   | (6.3)                     |           |
| 1954  | (10.2)                      | 28.9              | 254.3          | (225.4)        | (24.0)                | n.d.      | (22.9)                      | 7.8                      | (14.5)                  | (0.8)   | n.d.         | n.d.            | 0.1           | (13.8)  | (24.7)              | 31.3                    | 6.6                       |           |
| 1955  | (81.1)                      | (13.4)            | 281.2          | (294.6)        | (38.2)                | n.d.      | (37.2)                      | 7.7                      | 61.7                    | 51.4    | n.d.         | n.d.            | 3.2           | 7.1     | (19.4)              | 15.7                    | (3.7)                     |           |
| 1956  | (98.7)                      | (22.2)            | 320.2          | (342.4)        | (36.8)                | n.d.      | (51.0)                      | 11.3                     | 57.4                    | 9.5     | n.d.         | n.d.            | (2.1)         | 50.0    | (41.3)              | 56.2                    | 14.9                      |           |
| 1957  | (143.3)                     | (70.6)            | 331.5          | (402.1)        | (34.2)                | n.d.      | (56.0)                      | 17.5                     | 107.4                   | 7.4     | n.d.         | n.d.            | 0.8           | 98.9    | (35.9)              | 2.3                     | (33.6)                    |           |
| 1958  | (123.3)                     | (52.9)            | 291.8          | (344.7)        | (36.2)                | n.d.      | (48.9)                      | 14.7                     | 97.4                    | 8.1     | n.d.         | n.d.            | 3.1           | 89.3    | (25.9)              | 12.5                    | (13.4)                    |           |
| 1959  | (36.0)                      | 42.1              | 322.6          | (280.5)        | (43.8)                | n.d.      | (44.2)                      | 9.9                      | 42.3                    | (6.6)   | n.d.         | n.d.            | (3.2)         | 48.9    | (6.3)               | 11.1                    | 17.4                      |           |
| 1960  | 7.8                         | 103.3             | 444.3          | (341.0)        | (65.9)                | n.d.      | (50.2)                      | 20.6                     | 17.7                    | (11.5)  | n.d.         | n.d.            | 2.1           | 27.1    | 25.5                | 4.0                     | 29.5                      |           |
| 1961  | (8.4)                       | 81.5              | 510.1          | (428.0)        | (62.6)                | n.d.      | (54.1)                      | 26.8                     | (4.0)                   | (3.9)   | n.d.         | n.d.            | (4.2)         | 4.1     | (12.4)              | 46.7                    | 34.3                      |           |
| 1962  | (36.2)                      | 77.6              | 556.0          | (478.4)        | (66.1)                | n.d.      | (65.9)                      | 18.2                     | 39.9                    | 19.8    | n.d.         | n.d.            | 2.0           | 18.1    | 3.7                 | 2.5                     | 6.2                       |           |
| 1963  | (81.7)                      | 37.2              | 555.1          | (517.9)        | (73.0)                | n.d.      | (64.9)                      | 19.0                     | 50.8                    | 47.1    | n.d.         | n.d.            | (0.3)         | 3.7     | (30.9)              | 34.0                    | 34.0                      |           |
| 1964  | 16.1                        | 166.9             | 684.6          | (517.7)        | (70.3)                | n.d.      | (95.3)                      | 14.8                     | 83.0                    | 59.0    | n.d.         | n.d.            | 12.8          | 11.2    | (74.1)              | 25.0                    | 25.0                      |           |
| 1965  | (138.3)                     | 24.9              | 684.6          | (659.7)        | (82.0)                | n.d.      | (105.3)                     | 24.1                     | 172.6                   | 75.6    | n.d.         | n.d.            | 48.2          | 48.8    | (23.8)              | (0.4)                   | (24.2)                    |           |
| 1966  | (213.0)                     | (22.7)            | 788.5          | (811.2)        | (112.7)               | n.d.      | (105.3)                     | 27.7                     | 189.2                   | 177.6   | n.d.         | n.d.            | 9.3           | 2.3     | (186.6)             | 29.0                    | (157.6)                   |           |
| 1967  | (281.8)                     | (67.7)            | 742.4          | (810.1)        | (147.5)               | n.d.      | (96.1)                      | 29.5                     | 95.2                    | 76.8    | n.d.         | n.d.            | (2.8)         | 18.4    | (12.5)              | (1.2)                   | 26.4                      |           |
| 1968  | (40.5)                      | 166.9             | 839.8          | (672.9)        | (151.2)               | n.d.      | (92.9)                      | 36.7                     | 68.1                    | 86.5    | n.d.         | n.d.            | (5.9)         | 20.3    | 143.6               | (108.4)                 | 35.2                      |           |
| 1969  | (0.4)                       | 220.7             | 1,034.3        | (658.8)        | (184.7)               | n.d.      | (67.7)                      | 31.3                     | 144.0                   | 132.2   | n.d.         | n.d.            | (8.5)         | 20.3    | 208.6               | 48.8                    | 257.4                     |           |
| 1970  | 184.4                       | 334.7             | 1,034.3        | (699.6)        | (149.0)               | n.d.      | (82.9)                      | 81.6                     | 24.2                    | 190.0   | 0.0          | 0.0             | 32.0          | (76.8)  | 208.6               | 48.8                    | 257.4                     |           |
| 1971  | (33.5)                      | 159.4             | 889.4          | (730.0)        | (125.0)               | (51.0)    | (107.3)                     | 39.4                     | (27.7)                  | 184.0   | 0.0          | 0.0             | (13.0)        | (42.7)  | (61.2)              | (14.1)                  | (75.3)                    |           |
| 1972  | (192.0)                     | 133.0             | 945.0          | (812.0)        | (21.0)                | (53.0)    | (83.0)                      | 42.0                     | 383.0                   | 286.0   | 0.0          | 0.0             | (2.0)         | (5.0)   | 83.0                | (33.0)                  | 50.0                      |           |
| 1973  | (807.0)                     | 79.0              | 1,112.0        | (1,033.0)      | (81.0)                | (70.0)    | (132.0)                     | 45.0                     | 895.0                   | 314.0   | 0.0          | 0.0             | (6.0)         | 69.0    | 191.0               | (178.0)                 | 13.0                      |           |
| 1974  | (1,535.0)                   | (1,097.0)         | 1,503.0        | (1,908.0)      | (219.0)               | (101.0)   | (228.0)                     | 77.0                     | 1,135.0                 | 693.0   | 0.0          | 0.0             | (4.0)         | 202.0   | 88.0                | 194.0                   | 282.0                     |           |
| 1975  | (1,072.0)                   | (675.0)           | 1,341.0        | (2,016.0)      | (375.0)               | (216.0)   | (231.0)                     | 104.0                    | 728.0                   | 1,077.0 | 0.0          | 0.0             | (68.0)        | 196.0   | (400.0)             | (177.0)                 | (577.0)                   |           |
| 1976  | (783.0)                     | (422.0)           | 1,726.0        | (2,148.0)      | (439.0)               | (262.0)   | (104.0)                     | 82.0                     | 642.0                   | 796.0   | 0.0          | 0.0             | (6.0)         | 69.0    | (430.0)             | (294.0)                 | (349.0)                   |           |
| 1977  | (164.0)                     | 304.0             | 1,972.0        | (1,668.0)      | (646.0)               | (344.0)   | (26.0)                      | 130.0                    | 444.0                   | 848.0   | 0.0          | 0.0             | (11.0)        | 39.0    | 280.0               | (204.0)                 | 76.0                      |           |
| 1978  | 953.0                       | 1,722.0           | 3,676.0        | (1,954.0)      | (646.0)               | (435.0)   | 48.0                        | 152.0                    | 656.0                   | 1,084.0 | 227.0        | 539.0           | (26.0)        | 39.0    | 1,609.0             | (30.0)                  | 1,579.0                   |           |
| 1979  | (102.0)                     | 826.0             | 3,916.0        | (3,090.0)      | (909.0)               | (437.0)   | 10.0                        | 147.0                    | 463.0                   | 1,208.0 | 372.0        | 372.0           | (6.0)         | 92.0    | 361.0               | 361.0                   | 722.0                     |           |
| 1980  | (1,715.0)                   | (553.0)           | 3,249.0        | (3,802.0)      | (1,005.0)             | (456.0)   | (318.0)                     | 161.0                    | 564.0                   | 1,620.0 | 80.0         | 80.0            | (1.0)         | 259.0   | (1,151.0)           | 647.0                   | (504.0)                   |           |
| 1981  | (780.0)                     | (429.0)           | 3,293.0        | (3,722.0)      | (958.0)               | (549.0)   | (314.0)                     | 167.0                    | 1,221.0                 | 1,934.0 | 109.0        | 109.0           | 0.0           | 232.0   | (313.0)             | 437.0                   | 124.0                     |           |
| 1982  | (132.0)                     | 1,007.0           | 3,147.0        | (2,140.0)      | (1,039.0)             | (806.0)   | (221.0)                     | 219.0                    | 1,372.0                 | 1,431.0 | 1,024.0      | 1,024.0         | 22.0          | (59.0)  | 592.0               | (632.0)                 | (40.0)                    |           |
| 1983  | (1,018.0)                   | (65.0)            | 2,531.0        | (2,596.0)      | (760.0)               | (605.0)   | (318.0)                     | 158.0                    | 596.0                   | 1,530.0 | 499.0        | 499.0           | 1,308.0       | (265.0) | 995.0               | (748.0)                 | 247.0                     |           |
| 1984  | (1,466.0)                   | (521.0)           | 2,661.0        | (3,182.0)      | (703.0)               | (538.0)   | (422.0)                     | 180.0                    | 723.0                   | 1,026.0 | 201.0        | 201.0           | 1,249.0       | (138.0) | 874.0               | (594.0)                 | 280.0                     |           |
| 1985  | (1,029.0)                   | (99.0)            | 2,691.0        | (2,790.0)      | (65.0)                | (484.0)   | (170.0)                     | 134.0                    | 676.0                   | 693.0   | 0.0          | 0.0             | 1,564.0       | (10.0)  | (422.0)             | (95.0)                  | (517.0)                   |           |
| 1986  | (1,466.0)                   | (521.0)           | 2,661.0        | (3,182.0)      | (703.0)               | (538.0)   | (422.0)                     | 180.0                    | 723.0                   | 1,026.0 | 0.0          | 0.0             | 1,860.0       | 44.0    | (286.0)             | (743.0)                 | (42.0)                    |           |
| 1987  | (1,029.0)                   | (99.0)            | 2,691.0        | (2,790.0)      | (65.0)                | (484.0)   | (376.0)                     | 211.0                    | 743.0                   | 350.0   | 0.0          | 0.0             | 1,860.0       | 25.0    | (286.0)             | (743.0)                 | (398.0)                   |           |
| 1988  | 347.0                       | 1,197.0           | 3,488.0        | (2,291.0)      | (637.0)               | (594.0)   | (448.0)                     | 235.0                    | 694.0                   | 380.0   | 699.0        | 699.0           | 764.0         | 57.0    | 1,041.0             | (178.0)                 | 863.0                     |           |
| 1989  | (665.0)                     | 391.0             | 3,276.0        | (2,885.0)      | (693.0)               | (555.0)   | (610.0)                     | 247.0                    | 450.0                   | 245.0   | 0.0          | 0.0             | 1,368.0       | (20.0)  | (215.0)             | 361.0                   | 146.0                     |           |
| 1990* |                             |                   |                |                |                       |           |                             |                          |                         |         |              |                 |               |         |                     |                         |                           |           |

NOTA:  
\* Preliminar.

FUENTE: Banco Central de Reserva, MEMORIA, (varios años).



Cuadro VI.19

**RESERVAS INTERNACIONALES NETAS  
DEL SISTEMA BANCARIO: 1950-1990  
(MILLONES DE DOLARES)**

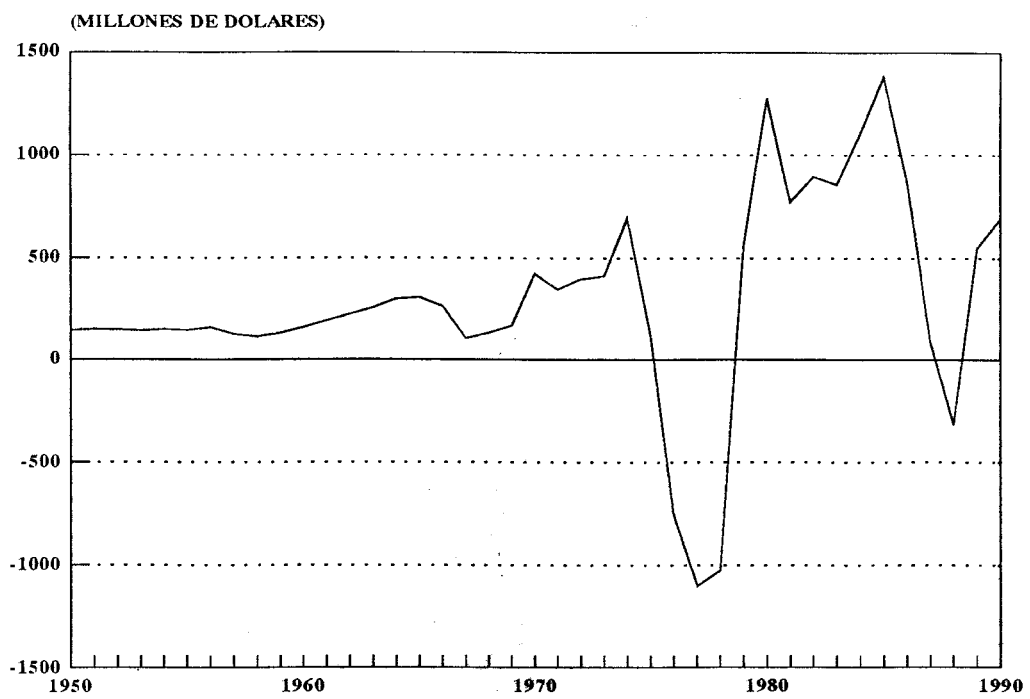
| AÑOS   | SALDO     | VARIACION<br>ABSOLUTA |
|--------|-----------|-----------------------|
| 1950   | 141.7     | 2.3                   |
| 1951   | 148.2     | 6.5                   |
| 1952   | 146.6     | (1.6)                 |
| 1953   | 140.3     | (6.3)                 |
| 1954   | 146.9     | 6.6                   |
| 1955   | 143.2     | (3.7)                 |
| 1956   | 158.1     | 14.9                  |
| 1957   | 124.5     | (33.6)                |
| 1958   | 111.1     | (13.4)                |
| 1959   | 128.5     | 17.4                  |
| 1960   | 158.0     | 29.5                  |
| 1961   | 192.5     | 34.5                  |
| 1962   | 223.3     | 30.8                  |
| 1963   | 254.3     | 31.0                  |
| 1964   | 297.0     | 42.7                  |
| 1965   | 305.4     | 8.4                   |
| 1966   | 261.8     | (43.6)                |
| 1967   | 104.2     | (157.6)               |
| 1968   | 130.6     | 26.4                  |
| 1969   | 165.8     | 35.2                  |
| 1970   | 423.2     | 257.4                 |
| 1971   | 347.0     | (76.2)                |
| 1972   | 397.4     | 50.4                  |
| 1973   | 410.6     | 13.2                  |
| 1974   | 692.5     | 281.9                 |
| 1975   | 115.8     | (576.7)               |
| 1976   | (751.7)   | (867.5)               |
| 1977   | (1,100.9) | (349.2)               |
| 1978   | (1,025.0) | 75.9                  |
| 1979   | 553.9     | 1,578.9               |
| 1980   | 1,276.2   | 722.3                 |
| 1981   | 771.4     | (504.8)               |
| 1982   | 896.2     | 124.8                 |
| 1983   | 855.9     | (40.3)                |
| 1984   | 1,102.9   | 247.0                 |
| 1985   | 1,382.6   | 279.7                 |
| 1986   | 866.0     | (516.6)               |
| 1987   | 80.8      | (785.2)               |
| 1988   | (317.0)   | (398.0)               |
| 1989   | 546.0     | 863.0                 |
| 1990 * | 692.0     | 146.0                 |

NOTA:

\* Preliminar.

FUENTE: Banco Central de Reserva, MEMORIA, (varios años).

**GRAFICO VI.13**  
**RESERVAS INTERNACIONALES NETAS**  
**DEL SISTEMA BANCARIO: 1950-1990**



Cuadro VI. 20

DEUDA PUBLICA EXTERNA, DESEMBOLSOS NUEVOS POR  
FUENTES FINANCIERAS: 1970-1990 (1)  
(MILLONES DE DOLARES)

| AÑOS   | AGENCIAS Y GOBIERNOS | BANCA INTERNACIONAL | ORGANISMOS INTERNAC. | PAISES (2) SOCIALISTAS | PROVEEDORES | TOTAL |
|--------|----------------------|---------------------|----------------------|------------------------|-------------|-------|
| 1970   | 34                   | 15                  | 32                   | ---                    | 110         | 190   |
| 1971   | 51                   | 21                  | 32                   | ---                    | 80          | 184   |
| 1972   | 88                   | 87                  | 34                   | 14                     | 62          | 285   |
| 1973   | 139                  | 397                 | 24                   | 28                     | 84          | 672   |
| 1974   | 270                  | 541                 | 41                   | 100                    | 82          | 1,035 |
| 1975   | 359                  | 417                 | 35                   | 143                    | 123         | 1,077 |
| 1976   | 256                  | 252                 | 39                   | 114                    | 135         | 796   |
| 1977   | 262                  | 31                  | 79                   | 417                    | 278         | 1,067 |
| 1978   | 307                  | 68                  | 57                   | 143                    | 273         | 848   |
| 1979   | 242                  | 424                 | 96                   | 31                     | 291         | 1,084 |
| 1980   | 256                  | 331                 | 177                  | 137                    | 307         | 1,208 |
| 1981   | 149                  | 853                 | 186                  | 118                    | 314         | 1,620 |
| 1982   | 137                  | 838                 | 238                  | 71                     | 650         | 1,934 |
| 1983 * | 156                  | 436                 | 200                  | 108                    | 630         | 1,530 |
| 1984 * | 161                  | 181                 | 260                  | 25                     | 399         | 1,026 |
| 1985 * | 229                  | 5                   | 206                  | 56                     | 197         | 693   |
| 1986 * | 129                  | 0                   | 205                  | 22                     | 139         | 495   |
| 1987 * | 148                  | 0                   | 220                  | 92                     | 125         | 585   |
| 1988 * | 153                  | 0                   | 94                   | 5                      | 98          | 350   |
| 1989 * | 174                  | 18                  | 17                   | 62                     | 109         | 380   |
| 1990 * | 118                  | 4                   | 40                   | 12                     | 71          | 245   |

NOTAS:

\* Preliminar.

(1) Comprende la deuda pública externa de mediano y largo plazo, excluida la del Banco Central de Reserva.

(2) En 1984 y 1985, US\$ 45 y 160 millones corresponden a pagos en especie, respectivamente.

A partir de 1986, el servicio pagado se realizó íntegramente en productos.

FUENTE:

1970-1974, Instituto Nacional de Estadística e Informática, PERU: COMPENDIO ESTADISTICO, (varios años).

1975-1990, Banco Central de Reserva, MEMORIA, (varios años).

Cuadro VI. 21

**FLUJOS DE LA DEUDA PUBLICA-EXTERNA: 1950-1990 (1)**  
**(MILLONES DE DOLARES)**

| AÑOS   | DESEMBOLSOS<br>(2) | AMORTIZACION<br>(2) | INTERESES | SERVICIO | FLUJO<br>NETO | ADEUDADO |
|--------|--------------------|---------------------|-----------|----------|---------------|----------|
| 1950   | --                 | 1.3                 | 0.6       | 1.9      | -1.3          | 83.4     |
| 1951   | 0.8                | 1.9                 | 1.5       | 3.4      | -1.1          | 81.1     |
| 1952   | 3.7                | 2.0                 | 1.5       | 3.5      | 1.7           | 82.1     |
| 1953   | 15.2               | 2.1                 | 3.5       | 5.6      | 13.1          | 95.8     |
| 1954   | 1.5                | 2.3                 | 3.6       | 5.9      | -0.8          | 94.7     |
| 1955   | 60.3               | 8.9                 | 3.0       | 11.9     | 51.4          | 145.2    |
| 1956   | 27.4               | 17.9                | 5.5       | 23.4     | 9.5           | 153.8    |
| 1957   | 33.2               | 19.9                | 6.0       | 25.9     | 13.3          | 165.6    |
| 1958   | 31.1               | 19.2                | 6.2       | 25.4     | 11.9          | 176.2    |
| 1959   | 32.8               | 20.0                | 7.0       | 27.0     | 12.8          | 187.7    |
| 1960   | 17.5               | 21.6                | 8.2       | 29.8     | -4.1          | 162.2    |
| 1961   | 31.7               | 31.0                | 7.0       | 38.0     | 0.7           | 161.3    |
| 1962   | 60.7               | 32.8                | 6.6       | 39.4     | 27.9          | 187.4    |
| 1963   | 83.2               | 31.8                | 9.4       | 41.2     | 51.4          | 237.0    |
| 1964   | 108.0              | 33.5                | 14.2      | 47.7     | 74.5          | 311.5    |
| 1965   | 152.4              | 41.4                | 18.2      | 59.6     | 111.0         | 421.5    |
| 1966   | 228.6              | 69.1                | 24.2      | 93.3     | 159.5         | 579.7    |
| 1967   | 177.9              | 64.6                | 29.8      | 94.4     | 113.3         | 623.0    |
| 1968   | 185.5              | 87.3                | 42.0      | 129.3    | 98.2          | 737.4    |
| 1969   | 220.9              | 89.1                | 45.7      | 134.8    | 131.8         | 874.8    |
| 1970   | 190.4              | 120.9               | 46.3      | 167.2    | 69.5          | 945.4    |
| 1971   | 183.8              | 156.3               | 56.6      | 212.9    | 27.5          | 997.2    |
| 1972   | 285.6              | 164.3               | 55.0      | 219.3    | 121.3         | 1,221.2  |
| 1973   | 671.8              | 352.3               | 80.6      | 432.9    | 319.5         | 1,490.6  |
| 1974   | 1,034.7            | 337.7               | 118.1     | 455.8    | 697.0         | 2,182.3  |
| 1975   | 1,076.6            | 283.9               | 190.3     | 474.2    | 792.7         | 3,065.9  |
| 1976   | 796.1              | 282.4               | 202.5     | 484.9    | 513.7         | 3,554.4  |
| 1977   | 1,067.4            | 402.0               | 220.2     | 622.2    | 665.4         | 4,311.3  |
| 1978   | 1,075.0            | 659.0               | 269.8     | 928.8    | 416.0         | 5,134.0  |
| 1979   | 1,623.0            | 980.0               | 383.7     | 1,363.7  | 643.0         | 5,764.0  |
| 1980   | 1,580.0            | 1,203.0             | 492.0     | 1,695.0  | 377.0         | 6,043.0  |
| 1981   | 1,700.0            | 1,394.0             | 525.0     | 1,919.0  | 306.0         | 6,127.0  |
| 1982   | 2,043.0            | 1,054.0             | 551.0     | 1,605.0  | 989.0         | 6,825.0  |
| 1983 * | 2,554.0            | 1,145.0             | 646.0     | 1,791.0  | 1409.0        | 8,256.0  |
| 1984 * | 1,525.0            | 1,441.0             | 834.0     | 2,275.0  | 84.0          | 9,648.0  |
| 1985 * | 894.0              | 1,329.0             | 738.0     | 2,067.0  | -435.0        | 10,462.0 |
| 1986 * | 495.0              | 1,453.0             | 606.0     | 2,059.0  | -958.0        | 11,068.0 |
| 1987 * | 585.0              | 1,591.0             | 516.0     | 2,107.0  | -1006.0       | 11,747.0 |
| 1988 * | 350.0              | 1,492.0             | 526.0     | 2,018.0  | -1142.0       | 12,465.0 |
| 1989 * | 1,079.0            | 1,206.0             | 440.0     | 1,646.0  | -127.0        | 13,102.0 |
| 1990 * | 245.0              | 1,143.0             | 465.0     | 1,608.0  | -898.0        | 13,572.0 |

## NOTAS:

\* Preliminar.

(1) Comprende la deuda pública externa a largo plazo del gobierno central y las empresas públicas.

(2) Incluye los alivios de renegociación de la deuda pública 1978-79 y 1983-85.

(3) Incluye prepago a la Banca Internacional por 377 millones de dólares.

FUENTE: Banco Central de Reserva, MEMORIA, (varios años).

## NOTAS METODOLOGICAS

La preparación de un Compendio Estadístico con información de largo plazo enfrenta una serie de problemas derivados de un hecho básico, a saber, que las series estadísticas que se recopilan usualmente son confeccionadas con metodologías diferentes. Hasta cierto punto, este hecho es comprensible ya que no siempre es posible esperar que instituciones distintas, tales como el Ministerio de Agricultura y el Instituto Nacional de Estadística e Informática por ejemplo, desarrollen una metodología similar para la estimación de la producción agrícola. De hecho, factores como las diferentes coberturas de cálculo, el acceso diferenciado a la información y, principalmente, el distinto propósito para el que desarrollan sus estimaciones, generan importantes diferencias en los resultados obtenidos.

No es nuestro propósito, sin embargo, presentar en este acápite una minuciosa descripción de las más diversas metodologías utilizadas por las fuentes bases que hemos usado en la recopilación de la información. Sin duda, existen numerosas publicaciones especialmente dedicadas a abordar estos aspectos. Lo que sí buscamos en estas líneas es presentar un breve resumen de las más importantes consideraciones sobre el tema, de tal modo que si algún lector se interesa por conocer diversos aspectos con un mayor detalle pueda, sin dificultad, recurrir a la bibliografía básica que recomendamos a lo largo de nuestra discusión.

Con el objeto de darle una mayor claridad y orden a la exposición, hemos creído conveniente dividir este acápite en seis subsecciones de acuerdo con los más importantes sectores de la economía y en función de los cuales se presenta la información estadística.

### 1) PRECIOS

El análisis metodológico de la formación de series de precios está básicamente concentrado en la evolución de la medición del **Índice de Precios al Consumidor de Lima Metropolitana (IPC)**<sup>1</sup>, es decir, "el indicador estadístico que permite conocer las variaciones de los precios de un conjunto de bienes y servicios que consume habitualmente un grupo representativo de familias de diversos estratos socio-económicos"<sup>2</sup>. Este índice constituye la base para estimar la inflación en el Perú, debido a que no se cuenta con indicadores más precisos, así como tampoco con una desagregación adecuada para el país en su conjunto.

La medición del índice, desde que Oscar Arrús lo estimara por primera vez en el año 1920, ha experimentado numerosas modificaciones tanto en la ponderación de los rubros que se consideraban en su cálculo y los artículos que conformaban dichos rubros como en el año tomado de base para su estimación.

---

<sup>1</sup> Para un análisis detallado de la evolución de la metodología del IPC, ver Arrús (1925); Campos (1989); Fernandez Baca (1989); INEI, Enaprom III (1988).

<sup>2</sup> INEI, Boletín Mensual del Índice de precios al consumidor de Lima Metropolitana, noviembre 1989.

El primer índice, elaborado en 1920, tuvo como base el año 1913. La elección de este año se debió no sólo a que se contaba con información confiable para el mismo, sino a que 1913 fue considerado un "año normal" frente a los posteriores sucesos de la Primera Guerra Mundial. Este índice se basaba en una canasta de consumo/ de cuatro grandes grupos (alimentos, habitación, indumentaria y diversos) y 58 artículos.

Un segundo índice se elaboró más adelante tomando como base el trienio 1934-1936 por considerársele como un período normal intermedio entre la depresión del año 30 y la Segunda Guerra Mundial. Para elaborara- este índice, que tuvo vigencia entre 1944 y 1960, se mantuvieron los pesos de la canasta utilizada en 1920, variando solamente el número de productos alimenticios y de prendas de vestir.

Un tercer índice fue calculado tomando como base el año 1960, y se sustentó en la **Encuesta de Presupuestos Familiares** realizada entre 1956 y 1957 para la actualización de la estructura de consumo. Esta encuesta añadió, además, una diferenciación entre dos estratos: obreros y empleados. El índice con base 60 tuvo vigencia entre los años 1961 y 1966.

Entre abril de 1964 y marzo de 1965 se realizó la **Encuesta sobre las Condiciones de Vida de las Familias**, en cinco ciudades principales del país (Chiclayo, Arequipa, Huancayo, Cuzco e Iquitos) además de Lima. Esta sirvió de sustento para la realización de un nuevo índice, con año base 1966, el que estuvo en vigencia entre 1967 y 1973.

Posteriormente, se estimó un índice con año base en 1973, el que tomó como fuente para la actualización de la estructura de su canasta de consumo la **Encuesta Nacional de Consumo de Alimentos (ENCA)**, utilizando siempre la división en cuatro grandes rubros de la canasta de 1920.

Una importante modificación en la metodología de estimación del IPC se produjo cuando se calculó el índice con base en 1979. Sustentada en los resultados de la **Encuesta de Propósitos Múltiples (ENAPROM I)**, setiembre de 1977-agosto de 1988), modificó la estructura de la canasta de consumo, dividiéndola en ocho grandes grupos, que son los que a partir de esa fecha se han venido utilizando en la construcción del IPC, a saber: alimentos, bebidas y tabaco; vestido y calzado; alquiler de vivienda, combustible y electricidad; muebles, enseres y mantenimiento de la vivienda; cuidado y conservación de la salud y servicios médicos; transportes y comunicaciones; esparcimiento, diversión, servicio de cultura y enseñanza; otros bienes y servicios. Este índice tuvo vigencia hasta marzo de 1989, mes en que se procedió a estimar un nuevo índice con importantes modificaciones metodológicas.

Los significativos cambios observados en los precios relativos de la economía peruana, como consecuencia de la fuerte inflación de 1987 y 1988, motivaron la ejecución de una nueva encuesta, ENAPROM III, realizada en 1988 para medir las variaciones en la estructura de consumo de los hogares. A raíz de esta encuesta el Instituto Nacional de Estadística e Informática (INEI) no sólo obtuvo ponderaciones actualizadas para la canasta de consumo, sino que también realizó mejoras en el proceso de levantamiento de la información. Con los resultados de la encuesta se construyó un índice de base 1988, que no sólo incorporó la nueva estructura de consumo obtenida de dicha encuesta, sino que además significó ciertas transferencias de partidas entre grandes grupos.

Es probable que en el corto plazo se actualice nuevamente el IPC, utilizando para ello la encuesta **ENAPROM IV**, realizada en 1989.

## 2) CUENTAS FISCALES

Los datos estadísticos del sector público presentados en este Compendio provienen de dos tipos de fuentes. El primero consiste en fuentes de origen primario, utilizadas por los autores para construir, principalmente, series de inversión pública. El segundo tipo de fuentes usado son las oficiales, en este caso particular, el INEI, el Banco Central de Reserva (BCR) y el Ministerio de Economía y Finanzas (MEF).

La construcción de las series de inversión pública implicó una minuciosa revisión de los **Balances y Cuentas Generales de la República**<sup>3</sup>, con el objetivo de determinar qué gastos podían ser considerados formación de capital. Se procedió, asimismo, a clasificar el gasto de capital de acuerdo con la entidad pública que lo realizaba y con el uso o finalidad de éste. En este último caso se crearon categorías que resaltarán el uso productivo o improductivo del gasto. Estas cuatro categorías son: Promoción Económica, Promoción Social, Administración Pública General y Defensa Externa e Interna. Los gastos en Promoción Económica incluyen todos aquellos vinculados con los sectores productivos y las instituciones relacionados con ellos; en Promoción Social se ha concentrado el gasto de los sectores de servicio social y los ministerios vinculados (trabajo, salud, vivienda, etc.); en Administración Pública General se incluyen los gastos vinculados con los aspectos administrativos del sector público; finalmente, en Defensa Externa e Interna, como su nombre lo indica, se consideran los gastos realizados por las instituciones vinculadas con la defensa externa (Fuerzas Armadas) y la defensa interna (Ministerio del Interior, básicamente).

Sobre la base de esta metodología se han trabajado series de gasto e inversión pública, principalmente, intentando dar una nueva visión del gasto público y la orientación del mismo.

Con respecto a las fuentes oficiales, es importante recalcar que cada una de las instituciones mencionadas tiene objetivos particulares en función de los cuales elaboran las series estadísticas del sector que nos ocupa. A continuación realizamos un breve recuento de la información que, sobre el sector público, ofrecen tales instituciones<sup>4</sup>.

#### **a) Ministerio de Economía y Finanzas**

La información que proviene de los registros contables públicos es manejada por el MEF a través de sus Direcciones Generales: la Dirección General de Presupuesto Público (DGPP), la Dirección General del Tesoro Público (DGTP) y la Dirección General de Crédito Público (DGCP).

El documento básico que concentra esta información recibida por el MEF es el llamado Balance Constructivo preparado a nivel de cada pliego del Presupuesto Público. Está formado por el estado de gestión, el del presupuesto y el de cambio de la situación financiera.

La DGPP elabora la **Cuenta General de la República** que reúne la información de los estados presupuestario, financiero y de gestión de las entidades públicas.

De otro lado, el MEF prepara cada año el llamado **Cuadro de Fuentes y Usos de Fondos**, que sintetiza la actividad económica de los organismos públicos. Este cuadro revela la magnitud del gasto público y el carácter del mismo, es decir, si se trata de gastos corrientes o de capital; también muestra el origen de los recursos con los que se financian los gastos, ya sean propios (impuestos, contribuciones, etc.) o de terceros (endeudamiento).

#### **b) Banco Central de Reserva**

Para el BCR el Cuadro de Fuentes y Usos de Fondos es un instrumento de control de su programación a corto plazo, por lo que requiere de cálculos mensuales del mismo. La información necesaria para tal estimación la recibe de la DGTP y es complementada con datos de la DGCP para la estimación anual que aparece en la Memoria.

Los datos sobre financiamiento no sólo los obtienen del MEF sino de las cuentas del sector bancario que el mismo BCR realiza.

---

<sup>3</sup> Para un análisis más amplio de la metodología empleada en la construcción de estas series ver Portocarrero, Beltrán y Zimmerman (1988).

<sup>4</sup> Para un análisis metodológico detallado sobre el tema ver Torres y De la Torre (1982), documento en el que se basa el recuento que sigue.

El carácter más bien coyuntural de la estimación del **Cuadro de Fuentes y Usos de Fondos** del BCR determina que no sea actualizado con el objetivo de obtener series históricas comparables con la Cuenta General de la República.

### c) **Instituto Nacional de Estadística e Informática**

El registro de la información del sector público se realiza en el marco de las Cuentas Nacionales buscando medir la actividad productiva de éste.

Su fuente básica de información ha sido la Cuenta General de la República, así como encuestas específicas realizadas por el INEI y los datos proporcionados por la DGTP y la DGCP del MEF. Utiliza también el Balance Constructivo.

El objetivo básico de esta entidad ha sido la estimación de los grandes agregados macroeconómicos, es decir, el Producto Bruto Interno, la formación bruta de capital, el gasto de consumo final y los ingresos y gastos corrientes del gobierno general. Es en función de dichas estimaciones que el INEI se ha preocupado de calcular los datos para el sector público.

## 3) **EL PRODUCTO BRUTO INTERNO (PBI)**

A pesar de que nuestros datos sobre producción han sido tomados del INEI, es importante realizar algunas precisiones metodológicas entre esta fuente y la otra que estima datos de producción, esto es, el BCR. Esta revisión permitirá entender el por qué de nuestra elección<sup>5</sup>.

### a) **Banco Central de Reserva**

El Producto Nacional Bruto (PNB) es estimado por el BCR a partir del Ingreso Nacional (remuneraciones más ingreso de independientes más utilidades de empresas más intereses netos y renta predial) al que le adiciona la provisión para el consumo de capital, los subsidios y los impuestos indirectos. A partir de este dato se calculan los componentes del PNB por tipo de gasto. El consumo de gobierno y la inversión bruta se estiman independientemente; las exportaciones y las importaciones se toman de la balanza de pagos; finalmente, el consumo personal se obtiene como residuo. Para convertir estos cálculos en términos reales se divide cada componente del PNB por un deflactor adecuado.

El cálculo del PNB por sectores económicos sólo se efectuó para 1963, año a partir del cual se estima dicho indicador en términos constantes aplicando los índices de volumen de producción que corresponden a cada sector.

A partir de esta información se llega fácilmente al PBI por tipo de gasto y por actividad económica al agregar al PNB correspondiente los pagos netos por factores al exterior.

En la actualidad la estimación del PNB ha perdido valor de uso ya que cuando la responsabilidad de las Cuentas Nacionales se entregó al INEI, en 1974, éste inició una nueva serie de PBI.

Por su lado, el BCR empezó a publicar cálculos del PBI con una nueva base, el año 1970, estimaciones que han estado en vigencia hasta hace poco más de un año. Extraoficialmente se sabe que el ajuste a la nueva base fue una simple transformación matemática de las **Cuentas Nacionales** con base 1963, es decir, no hubo revisión de la estructura productiva ni de los precios relativos de la actividad económica.

<sup>5</sup> Esta sección está basada en Torres, de la Torre (1982) y de la Torre (1981). Para un análisis metodológico detallado revisar dichas publicaciones.



#### b) Instituto Nacional de Estadística é Informática

Para calcular el PBI por clase de actividad económica a precios corrientes, el INEI obtiene el producto por diferencia entre las variables valor bruto de la producción y consumo intermedio, es decir, calculando el valor agregado.

Las estimaciones a precios constantes se efectúan mediante índices de volumen físico con los que se extrapolan los valores agregados del año base.

Estas estimaciones se obtienen de acuerdo a la Clasificación Industrial Internacional de todas las actividades (CIU al nivel de cuatro dígitos).

La primera publicación del PBI sectorial del INEI correspondiente a 1970-1976 trajo una serie de innovaciones respecto de las estimaciones de Cuentas Nacionales del BCR:

- a) Una mayor cobertura.
- b) El detalle de la estimación: a cuatro dígitos CIU.
- c) Se le da un tratamiento específico y detallado al sector gobierno.
- d) Para el INEI la estimación del PBI sectorial es punto de partida para luego estimar el PBI por tipo de gasto. En cambio, con el proceso de estimación general del BCR, el PBI sectorial se obtiene sólo después de haber calculado el PBI por tipo de gasto y éste, a su vez, depende del cálculo del Ingreso Nacional, por lo que está más expuesto a acumular errores.

Todas estas razones nos han hecho preferir al INEI como fuente oficial para las series del PBI.

Finalmente, para estimar el PBI por tipo de gasto a precios corrientes el INEI toma como dato inicial el total del PBI sectorial. Luego estima las variables consumo del gobierno y formación bruta de capital; las exportaciones e importaciones de bienes y servicios las toma de las partidas de la balanza de pagos. El valor del consumo personal lo obtiene por residuo. Las estimaciones a precios constantes siguen un procedimiento similar.

#### 4) CUENTAS FINANCIERAS

Las cuentas financieras registran los saldos de las operaciones que el Sistema Financiero Nacional realiza con los sectores público, privado y externo; así como los saldos de las operaciones efectuadas entre las instituciones financieras. Tales cuentas financieras resultan de agregar las cuentas del Balance de las distintas instituciones financieras, labor que realiza el Banco Central de Reserva desde su creación.

Con el objeto de preparar las cuentas financieras, todas las instituciones del sistema financiero están obligadas a elaborar un Balance Simplificado -sobre la base de sus respectivos Balances de Comprobación-, el cual debe ser remitido tanto al Banco Central de Reserva como a la Superintendencia de Banca y Seguros.

Las cuentas financieras del Consolidado del Sistema Financiero Nacional están constituidas por: las reservas internacionales netas, otras operaciones netas con el exterior, crédito interno y liquidez (obligaciones con el sector empresas y particulares).

Entre las dificultades metodológicas que afectarían la exactitud de las cifras, se debe mencionar al método de valuación de la moneda extranjera empleado. Las diversas instituciones financieras contabilizan sus operaciones a un tipo de cambio contable (fijo), establecido por la Superintendencia de Banca y Seguros. Es por ello que el Banco Central de Reserva al elaborar las cuentas financieras considera un tipo de cambio promedio entre el oficial y el contable. No obstante, persisten distorsiones en la información ya que los flujos de moneda extranjera, expresados en nuevos soles, no necesariamente reflejan movimientos por operaciones efectuadas, sino que pueden estar representando simplemente los efectos de la variación en el tipo de cambio. Asimismo, existen

las dificultades que se desprenden de una contabilidad desfasada de las operaciones interbancarias e intersistemas y de la obtención de variables por simple diferencia.<sup>6</sup>

## 5) SECTORES PRODUCTIVOS

### a) Agricultura

Antes de la década de los sesenta, la información del sector se obtenía en forma rudimentaria y estaba preferentemente concentrada en los cultivos más importantes de la costa norte. En 1961, la Dirección Nacional de Estadística y Censos, realiza el **Primer Censo Nacional Agropecuario**, cuyos datos tuvieron que ser corregidos hasta en tres oportunidades.

En 1963, se firma el convenio de cooperación entre la Dirección de Economía Agraria del Ministerio de Agricultura y el Programa de Investigaciones para el Desarrollo de la Universidad Agraria, que dio origen al proyecto estadístico denominado **Muestreo Agropecuario Nacional (MAN)**, cuyos resultados pueden considerarse medianamente exitosos.

Las dificultades presupuestales enfrentadas en este primer experimento desembocaron en un segundo convenio, en julio de 1964, entre las instituciones antes mencionadas, denominado **Convenio de Cooperación Técnica Estadística y Cartográfica (CONESTCAR)**. Por primera vez en el país las estadísticas agropecuarias se confeccionaron sobre la base de una metodología sistematizada y con el apoyo de técnicas cartográficas, trabajos de catastro rural y fotografía aérea.

En 1972, se llevó a cabo el **Segundo Censo Agropecuario** en colaboración con la Oficina Nacional de Estadística y Censos; lo cual aunado a la implementación de la Reforma Agraria provocó una cierta parálisis en la producción de estadísticas agrarias.

En 1973 se aprobó el **Plan Alterno de Estadísticas Agropecuarias**, convenio de cooperación técnica realizado entre el Ministerio de Agricultura y la Oficina Nacional de Estadística y Censos. El método estadístico empleado es el mecanismo bietápico de muestreo utilizado por el **Segundo Censo Nacional Agropecuario**. Así, se crearon los **Sistemas de Empadronamiento Agropecuario (SEA)** a nivel nacional. Pese al despliegue técnico, el **Plan Alterno** no tuvo resultados satisfactorios, atribuibles a deficiencias del método de muestreo empleado, así como también a los defectos estadísticos del Segundo Censo Agropecuario.

En 1975, a raíz de la creación del Ministerio de Alimentación, la Dirección General de Informática y Estadística inaugura una nueva metodología denominada **Sistema Nacional de Estadísticas Alimentarias (SINEA)**. Sin embargo, en 1978, con la fusión de los Ministerios de Agricultura y Alimentación se puso fin a la experiencia del SINEA.

A partir de 1979, se desarrollaron diversos intentos por mejorar la sistematización y la organización de la producción de estadísticas agropecuarias en el país. El primero fue llevado a cabo por el Ministerio de Agricultura y Alimentación el cual, con la ayuda financiera y técnica de las Naciones Unidas, desarrolló las **Encuestas Trimestrales de Producción Agropecuaria (ETPA)**. Si bien este primer intento significó un mejoramiento en la calidad de la información recopilada, tuvo como principal limitación la estrecha cobertura geográfica en la aplicación de las encuestas por muestreo que estuvieron concentradas en la costa del país.

El segundo esfuerzo se realizó en mayo del mismo año, con la cooperación de la Agencia Internacional para el Desarrollo (AID), cuyo propósito esencial fue evaluar las estadísticas agropecuarias oficiales y proponer una serie de recomendaciones al respecto. Este intento permaneció a nivel solamente experimental.

En octubre de 1979, se firmó la denominada Directiva Conjunta entre la Dirección General de Agricultura y Crianzas y la Oficina Sectorial de Estadística, con el fin de establecer un único sistema de información que

---

<sup>6</sup> Para un análisis pormenorizado de la metodología empleada en la elaboración de las cuentas financieras, consultar el documento publicado por el BCR (1983).

evite la duplicidad de esfuerzos entre las diversas dependencias estatales. Su principal limitación fue la concentración del proceso en los datos referidos a la producción.

A partir de 1981, se ingresó a una etapa basada en un nuevo esquema metodológico denominado **Sistema Nacional de Estadísticas Agrarias**, el cual era versión simplificada del SINEA. Para el relevamiento de la información se procedió a dividir el país en 24 regiones agrarias. Y se estudiaron, principalmente, 11 cultivos de Programación Nacional, tanto de consumo industrial como de consumo humano y un grupo de productos denominados de Programación Regional, concentrados en los más importantes cultivos producidos por las diferentes regiones del país.<sup>7</sup>

## b) Minería

La producción de estadística en el sector de minería metálica y no metálica es responsabilidad del Ministerio de Energía y Minas. Para el período 1950-1959, las cifras de valor y volumen fueron extraídas del **Anuario Minero del Perú**, publicación del Ministerio de Energía y Minas. A partir de 1960, las estadísticas mencionadas se obtuvieron del **Anuario de la Minería**, el cual es elaborado por la Oficina General de Estadística del ministerio. La información que brinda esta última publicación, se basa en la "Declaración Anual Consolidada" del ejercicio económico que cada empresa minera remite al organismo gubernamental.

De otro lado, el hecho de considerar las cifras de valor de la producción del sector en nuevos soles corrientes, podría ser fuente de distorsión en la precisión de las mismas, dada la diversidad y complejidad de los tipos de cambio involucrados en la producción minera. Asimismo, podrían presentarse problemas derivados de registros desfasados.

## c) Pesquería

Antes de la creación del Ministerio de Pesquería, las estadísticas del sector pesquero eran proporcionadas por el Instituto del Mar Peruano. A partir de 1970, el Ministerio de Pesquería es el organismo encargado de la recolección, procesamiento y publicación de las mismas.

Hasta 1975 el Ministerio de Pesquería, aplicaba la encuesta "**Informe Económico Anual**" a las empresas del rubro. Pero a partir de 1976, el ministerio adopta el llamado "**Cuestionario Unico**", encuesta elaborada en cooperación con el Instituto Nacional de Estadística e Informática. El órgano del ministerio responsable del trabajo estadístico es la Oficina Sectorial de Estadística del mismo.

El cuestionario que revela la información del sector pesquero es aplicado a una muestra de empresas, cuya extensión varía de año en año. Las cifras concernientes a las empresas no evaluadas por la encuesta, se obtienen por estimación.

## d) Manufactura

La información referida al sector manufacturero es recolectada y procesada por el Ministerio de Industria, Turismo e Integración. Este organismo emplea como fuente principal de información dos encuestas, una de periodicidad anual y otra de periodicidad mensual.

En 1976, el Ministerio de Industria, Turismo e Integración, reemplazó la antigua encuesta anual por el Cuestionario Unico -también de periodicidad anual- el cual se elaboró con la colaboración del Instituto Nacional de Estadística e Informática.

Respecto al universo de empresas evaluadas, se debe mencionar que éste se constituyó a partir de un Directorio Estadístico de empresas industriales, tomando como base el **Registro Industrial del Ministerio de Industria, Turismo e Integración** (registro que data de 1938).

---

<sup>7</sup> Para un análisis más detallado de la evolución de la metodología empleada en la elaboración de estadísticas agrarias, consultar los documentos en que se basó el breve resumen metodológico presentado: Watson Cisneros (1980) y De la Torre Postigo (1985).

En 1979, se procedió a actualizar el Directorio con la participación del Instituto Nacional de Estadística e Informática. El nuevo directorio utilizó como fuentes de información: el Censo Económico Manufactura de 1973 del Instituto Nacional de Estadística e Informática, el Registro Industrial del Ministerio de Industria, Turismo e Integración, el Directorio de la Sociedad Nacional de Industrias Guía Telefónica. Es así que el nuevo universo abarcó a 10,000 establecimientos cuyo personal excediera a 5 trabajadores; este universo se denomina sector industrial fabril.

En cuanto a la encuesta mensual, ésta se aplica a un universo más reducido ya que el objetivo de la misma consiste en brindar información de tipo más bien coyuntural. La muestra se elabora sobre la base de los productores de los 1,200 productos más importantes. El procesamiento de la mencionada encuesta se traduce en la publicación del "**Boletín Trimestral**". De otra parte, tanto la encuesta anual como la mensual hacen posible la publicación más importante del sector: "**Estadística Industrial**".

Cabe señalar, que si bien se cuenta con información respecto al Índice de Volumen Físico del sector manufacturero anterior a 1974, sólo se publicaron las series posteriores a ese año debido a la imposibilidad de uniformizar las bases sobre las que se calcularon dichos índices.<sup>8</sup>

## 6) COMERCIO EXTERIOR

Los organismos encargados de la preparación de la información estadística referida al comercio exterior en el Perú son dos: el Banco Central de Reserva y la Oficina de Estadística del Ministerio de Economía (OFINE). Ambas fuentes brindan información divergente; no obstante, se observa que la técnica estadística empleada en lo que se refiere -principalmente- a las fórmulas es básicamente la misma.

La diferencia encontrada entre las cifras proporcionadas por ambas fuentes se explica por la distinta cobertura de la información y en la forma de obtención de los datos. Por lo general, el BCR trata de validar la información que recoge; por su parte, OFINE opera con los datos tal como los obtiene. Las principales fuentes de información son las aduanas y los documentos de comercio exterior tales como las pólizas de importación y exportación.

En suma, con esta esquemática revisión sólo hemos querido ofrecer un marco referencial sobre la metodología que se haya implícita en la construcción de las estadísticas nacionales. Una vez más es necesario subrayar que la creciente complejidad que ha ido adquiriendo su elaboración, obliga al estudiante, al investigador o al analista a ser conscientes de las limitaciones que su empleo puede acarrear cuando se trata de extraer conclusiones a partir de dicha información.

<sup>8</sup> Para un análisis metodológico más amplio de los sectores productivos minero, manufacturero y pesquero, ver Torres y De la Torre (1982), documento en el que se basa el resumen presentado para los sectores correspondientes.